

Economic Freedom of the World

2018 Annual Report

James Gwartney
Florida State University

Robert Lawson
Southern Methodist University

Joshua Hall
West Virginia University

Ryan Murphy
Southern Methodist University

with

Pál Czeglédi
University of Debrecen

Rosemarie Fike
Texas Christian University

Fred McMahon
Fraser Institute

Carlos Newland
Instituto Universitario ESEADE
Universidad Torcuato Di Tella

2018

Copyright ©2018 by the Fraser Institute. All rights reserved. No part of this book may be reproduced in any manner whatsoever without written permission except in the case of brief quotations embodied in critical articles and reviews.

The authors of this book have worked independently and opinions expressed by them are, therefore, their own and do not necessarily reflect the opinions of the supporters, directors, or staff of the Fraser Institute. This publication in no way implies that the Fraser Institute, its directors, or staff are in favor of, or oppose the passage of, any bill; or that they support or oppose any particular political party or candidate.

Published in cooperation with the Economic Freedom Network.

Cover design by Heather Jalbout.

Printed and bound in Canada.

Data available to researchers

The full data set, including all of the data published in this report as well as data omitted because of limited space, can be downloaded for free at <www.fraserinstitute.org/economic-freedom/dataset>. The data file available there contains the most up-to-date and accurate data for the *Economic Freedom of the World* index. Some variable names and data sources have evolved over the years since the first publication in 1996; users should consult earlier editions of *Economic Freedom of the World* for details about sources and descriptions for those years. All editions of the report are available in PDF and can be downloaded for free from <<https://www.fraserinstitute.org/studies/economic-freedom>>. However, users are always strongly encouraged to use the data from this most recent data file as updates and corrections, even to earlier years' data, do occur. Users doing long-term or longitudinal studies are encouraged to use the EFW Panel Dataset as it is the most consistent through time. If you have difficulty downloading the data, please contact Fred McMahon via e-mail to <freetheworld@fraserinstitute.org>. If you have technical questions about the data itself, please contact Joshua Hall <joshua.c.hall@gmail.com> or Robert Lawson <robert.a.lawson@gmail.com>.

Please cite the data in your bibliography as: James Gwartney, Robert Lawson, Joshua Hall, and Ryan Murphy (2018). *Economic Freedom Dataset*, published in *Economic Freedom of the World: 2018 Annual Report*. Fraser Institute. <www.fraserinstitute.org/economic-freedom/dataset>.

Cite this publication

James Gwartney, Robert Lawson, Joshua Hall, and Ryan Murphy (2018). *Economic Freedom of the World: 2018 Annual Report*. Fraser Institute. <<https://www.fraserinstitute.org/studies/economic-freedom>>.

Cataloguing Information

Gwartney, James D.

Economic freedom of the world ... annual report / James D. Gwartney. Annual.

Description based on: 1997

2018 issue by James Gwartney, Robert Lawson, Joshua Hall, and Ryan Murphy; with Pál Czeglédi, Rosemarie Fike, Fred McMahon, and Carlos Newland.

Issued also online.

ISSN 1482-471X; ISBN 978-0-88975-505-5 (2018 edition).

1. Economic history--1990--Periodicals. 2. Economic indicators--Periodicals.

I. Fraser Institute (Vancouver, B.C.) II. Title

Table of Contents

Executive Summary / v

Chapter 1 Economic Freedom of the World in 2016 / 1

Chapter 2 Country Data Tables / 25

Chapter 3 Measuring Global Support for Free Markets, 1990–2014 / 189
by Pál Czeglédi and Carlos Newland

Appendix Explanatory Notes and Data Sources / 213

About the Authors / 227

About the Contributors / 228

Acknowledgments / 229

The Economic Freedom Network / 230

Executive Summary

The index published in *Economic Freedom of the World* measures the degree to which the policies and institutions of countries are supportive of economic freedom. The cornerstones of economic freedom are personal choice, voluntary exchange, freedom to enter markets and compete, and security of the person and privately owned property. Forty-two data points are used to construct a summary index and to measure the degree of economic freedom in five broad areas.

Area 1: Size of Government

As government spending, taxation, and the size of government-controlled enterprises increase, government decision-making is substituted for individual choice and economic freedom is reduced.

Area 2: Legal System and Property Rights

Protection of persons and their rightfully acquired property is a central element of both economic freedom and civil society. Indeed, it is the most important function of government.

Area 3: Sound Money

Inflation erodes the value of rightfully earned wages and savings. Sound money is thus essential to protect property rights. When inflation is not only high but also volatile, it becomes difficult for individuals to plan for the future and thus use economic freedom effectively.

Area 4: Freedom to Trade Internationally

Freedom to exchange—in its broadest sense, buying, selling, making contracts, and so on—is essential to economic freedom, which is reduced when freedom to exchange does not include businesses and individuals in other nations.

Area 5: Regulation

Governments not only use a number of tools to limit the right to exchange internationally, they may also develop onerous regulations that limit the right to exchange, gain credit, hire or work for whom you wish, or freely operate your business.

Gender Disparity Index

This index published in *Economic Freedom of the World* now includes an adjustment for gender disparity to take into account the fact that in many nations women are not legally accorded the same level of economic freedom as men. The Gender Disparity Index and its use to make the adjustment is described in Chapter 3: Adjusting for Gender Disparity in Economic Freedom and Why It Matters, pp. 189–211 in last year’s report.

Related research

Since our first publication in 1996, numerous studies have used the data published in *Economic Freedom of the World* to examine the impact of economic freedom on investment, economic growth, income levels, and poverty rates. Virtually without exception, these studies have found that countries with institutions and policies more consistent with economic freedom have higher investment rates, more rapid economic growth, higher income levels, and a more rapid reduction in poverty rates.¹

Three new countries, Belarus, Iraq, and Sudan, were added to the Index this year, bringing the total number of jurisdictions in the index to 162. The data are available annually from 2000 to 2016 and for years ending in zero or five back to 1970. The data are available for 123 countries for every year during 2000–2016 and for approximately 100 countries back to 1980.² This data set makes it possible for scholars to analyze the impact of both cross-country differences in economic freedom and changes in that freedom across a three-decade time frame.

Economic freedom around the world in 2016³

Top-rated countries

Hong Kong and Singapore, as usual, occupy the top two positions. The next highest scoring nations are New Zealand, Switzerland, Ireland, United States, Georgia, Mauritius, United Kingdom, Australia, and Canada, the latter two tied for 10th spot. It is worth noting that the United States returned to the top 10 in 2016 after an absence of several years. Canada also returned to the top 10 after coming in 11th in 2015.

Other major countries

The rankings of some other major countries are Germany (20th), Japan (41st) Italy (54th), France (57th), Mexico (82nd), Russia (87th), India (96th), China (108th), and Brazil (144th).

Lowest-rated countries

The 10 lowest-rated countries are: Sudan, Guinea-Bissau, Angola, Central African Republic, Republic of Congo, Syria, Algeria, Argentina, Libya, and lastly Venezuela.

1 For a review of these studies, see: Joshua Hall and Robert Lawson (2014). Economic Freedom of the World: An Accounting of the Literature. *Contemporary Economic Policy* 32, 1: 1–19. <<https://onlinelibrary.wiley.com/doi/abs/10.1111/coep.12010>>.

2 A comprehensive data set is available at <www.fraserinstitute.org/economic-freedom/dataset>.

3 The most recent data available for calculating the index in the 2018 edition of *Economic Freedom of the World* is from 2016.

Nations that are economically free out-perform non-free nations in indicators of well-being

- Nations in the top quartile of economic freedom had an average per-capita GDP of \$40,376 in 2016, compared to \$5,649 for bottom quartile nations (PPP con-stant 2011 US\$) (exhibit 1.5).
- In the top quartile, the average income of the poorest 10% was \$10,660, compared to \$1,345 in the bottom quartile in 2016 (PPP constant 2011 US\$) (exhibit 1.7). Interestingly, the average income of the *poorest* 10% in the most economically free nations is almost twice the *average* per-capita income in the least free nations.
- Life expectancy is 79.5 years in the top quartile compared to 60.4 years in the bottom quartile (exhibit 1.8).

A number of other outcomes are more positive in economically free nations than in those that lack economic freedom. For example:

- Political and civil liberties are considerably higher in economically free nations than in unfree nations (exhibit 1.11).
- Gender equality is greater in economically free nations (exhibit 1.12).
- Happiness levels are higher in economically free nations (exhibit 1.13).

Chapters in the report

Chapter 1: Economic Freedom of the World in 2016

The authors of the report, James Gwartney, Robert Lawson, Joshua Hall, and Ryan Murphy provide an overview of the report and discuss why economic freedom is important.

Chapter 2: Country Data Tables

A table showing detailed historical information is provided for each of the 162 countries and territories in the index.

Chapter 3: Measuring Global Support for Free Markets, 1990–2014

By Pál Czeglédi and Carlos Newland

In this chapter, the authors examine the evolution of popular economic thinking between 1990 and 2014 through the Free Market Mentality Index (FMMI), an index that seeks to capture perceptions in favor of a free economy. During this period, there is change from a popular appreciation of the market economy to a perspective more supportive of the role of government. After describing this trend, and its measurement, the authors explore some of the possible causes of philosophical differences among the population. This analysis shows that accounting for individual characteristics such as income, religion, or education can explain a part of the difference but does not eliminate the effect of time and country.

Data available to researchers

The full data set, including the data published in this report as well as data omitted due to limited space, can be downloaded for free at <www.fraserinstitute.org/economic-freedom/dataset>. The data file available there contains the most up-to-date and accurate data for the *Economic Freedom of the World* index. Some variable names and data sources have evolved over the years since the first publication in 1996; users should consult earlier editions of *Economic Freedom of the World* for details about sources and descriptions for those years. All editions of the report are available in PDF and can be downloaded for free at <<https://www.fraserinstitute.org/studies/economic-freedom>>. However, users are always strongly encouraged to use the data from this most recent data file as updates and corrections, even to earlier years' data, do occur. Users doing long-term or longitudinal studies are encouraged to use the EFW Panel Dataset as it is the most consistent through time.

If you have difficulty downloading the data, please contact Fred McMahon via e-mail to <freetheworld@fraserinstitute.org>. If you have technical questions about the data itself, please contact Joshua Hall <joshua.c.hall@gmail.com> or Robert Lawson <robert.a.lawson@gmail.com>.

Please cite the data as: James Gwartney, Robert Lawson, Joshua Hall, and Ryan Murphy (2018). Economic Freedom Dataset, published in *Economic Freedom of the World: 2018 Annual Report*. Fraser Institute. <www.fraserinstitute.org/economic-freedom/dataset>.

Published work using ratings from *Economic Freedom of the World*

A list of published papers that have used the economic freedom ratings from *Economic Freedom of the World* is available on line at <www.fraserinstitute.org/economic-freedom/citations>. In most cases, a brief abstract of the article is provided. If you know of other papers current or forthcoming that should be included on this page, or have further information about any of these papers or authors, please write to <freetheworld@fraserinstitute.org>.

Chapter 1 Economic Freedom of the World in 2016

From the beginning, the participants in the Economic Freedom of the World (EFW) project recognized that development of the best possible measure of economic freedom, both across countries and through time, would be an ongoing project. As Milton Friedman stated in his foreword to *Economic Freedom of the World: 1975–1995* (Gwartney, Lawson, and Block, 1996), additional work would be necessary to “bring the indexes of economic freedom up to date and to incorporate the additional understanding that will be generated”. This edition is a continuation of this process. Through the years, additional data related to the measurement of economic freedom has become available and insights about how to use it to improve the measurement of economic freedom has evolved.

This year’s annual report reflects our continued effort to improve the accuracy of the Economic Freedom of the World (EFW) measure. Last year for the first time, differential legal treatment according to gender was integrated into the Economic Freedom of the World index to recognize that women do not have the same level of economic freedom as men in all nations. In recent years, the World Bank has developed a data set that makes this integration possible. Chapter 3 by Rosemarie Fike in the 2017 edition of *Economic Freedom of the World* provides details on both the World Bank dataset and how it is used to measure economic freedom more accurately. We believe that this is a major step forward in our continuing efforts to improve the EFW index and the adjustment has been applied to the index this year as well.

What is economic freedom?

Economic freedom is based on the concept of self ownership. Because of this self ownership, individuals have a right to choose—to decide how to use their time and talents to shape their lives. On the other hand, they do not have a right to the time, talents, and resources of others. Thus, they have no right to take things from others or demand that others provide things for them.

The cornerstones of economic freedom are personal choice, voluntary exchange, open markets, and clearly defined and enforced property rights. Individuals are economically free when they are permitted to choose for themselves and engage in voluntary transactions as long as they do not harm the person or property of others. When economic freedom is present, the choices of individuals will decide what and how goods and services are produced. Put another

way, economically free individuals will be permitted to decide for themselves rather than having options imposed on them by the political process or the use of violence, theft, or fraud by others.

The EFW index is designed to measure the degree to which the institutions and policies of countries are consistent with economic freedom. In order to achieve a high EFW rating, a country must do some things, but refrain from others. Governments enhance economic freedom when they provide an infrastructure for voluntary exchange, and protect individuals and their property from aggressors using violence, coercion, and fraud to seize things that do not belong to them. In this regard, the legal system is particularly important. The country's legal institutions must protect the person and property of all individuals from the aggressive acts of others and enforce contracts in an even-handed manner. Access must also be provided to money of sound value. But governments must also refrain from actions that restrict personal choice, interfere with voluntary exchange, and limit entry into markets. Economic freedom is reduced when taxes, government expenditures, and regulations are substituted for personal choice, voluntary exchange, and market coordination.

The EFW measure might be thought of as a measure of the degree to which scarce resources are allocated by personal choices coordinated by markets rather than centralized planning directed by the political process. It might also be thought of as an effort to identify how closely the institutions and policies of a country correspond with the ideal of a limited government, where the government protects property rights and arranges for the provision of a limited set of “public goods” such as national defense and access to money of sound value, but little beyond these core functions. To a large degree, a country's EFW summary rating is a measure of how closely its institutions and policies compare with the idealized structure implied by standard textbook analysis of microeconomics.

The Economic Freedom of the World index—an overview

The EFW index provides a comprehensive measure of the consistency of a country's institutions and policies with economic freedom. It is an outgrowth of a series of six conferences hosted by Milton and Rose Friedman and Michael Walker from 1986 to 1994, which produced three books (Walker, 1988; Block, 1991; Easton and Walker, 1992) reporting the various prototypes and approaches examined in the discussions that culminated in the initial publication of *Economic Freedom of the World*. In addition to the Friedmans, several of the world's leading economists including Douglass North, Gary Becker, Peter Bauer, William Niskanen, and Gordon Tullock contributed to the development of the EFW measure. The index is published by a network of institutes spearheaded by the Fraser Institute in Canada. Members of the network and other interested parties meet annually to review the structure of the index and consider ideas for its improvement.

The construction of the EFW index is based on three important methodological principles. First, objective components are preferred to those that involve surveys or value judgments. With that said, given the multi-dimensional nature of economic freedom and the importance of legal and regulatory elements, it is sometimes necessary to use data based on surveys, expert panels, and generic

case studies. To the fullest extent possible, however, the index uses objective components. Second, the data used to construct the index ratings are from external sources such as the International Monetary Fund, World Bank, and World Economic Forum that provide data for a large number of countries. Data provided directly from a source within a country are rarely used. Importantly, the value judgments of the authors or others in the Economic Freedom Network are never used to alter the raw data or the rating of any country. Third, transparency is present throughout. The report provides information about the data sources, the methodology used to transform raw data into component ratings, and how the component ratings are used to construct both the area and summary ratings. Methodological details can be found in the Appendix: Explanatory Notes and Data Sources of this report (pp. 213–226). The entire data set used in the construction of the index is freely available to researchers at <www.fraserinstitute.org/economic-freedom/dataset>.

Three countries—Belarus, Iraq, and Sudan—were added this year, bringing the total number of jurisdictions in the index to 162. The data are available annually from 2000 to 2016 and for years ending in zero or five back to 1970. The data are available for 123 countries for every year from 2000 to 2016 and for approximately 100 countries back to 1980. This dataset makes it possible for scholars to analyze the impact of both cross-country differences in economic freedom and changes in that freedom across a time frame of several decades. The EFW measure is a valuable tool for scholars seeking to examine the contribution of economic institutions more thoroughly and better disentangle its influence from political, climatic, locational, cultural, and historical factors as determinants of growth and development.

Structure of the EFW index

Exhibit 1.1 indicates the structure of the EFW index. The index measures the degree of economic freedom present in five major areas: [1] Size of Government, [2] Legal System and Property Rights, [3] Sound Money [4] Freedom to Trade Internationally, and [5] Regulation of credit, labor, and business.

Within the five major areas, there are 24 components in the index. Many of the components are themselves made up of several sub-components. In total, the index incorporates 42 distinct variables. Each component (and sub-component) is placed on a scale from 0 to 10 that reflects the distribution of the underlying data. When sub-components are present, the sub-component ratings are averaged to derive the component rating. The component ratings within each area are then averaged to derive ratings for each of the five areas. In turn, the five area ratings are averaged to derive the summary rating for each country.

Past reports have provided detailed explanations of why the components are included in each of the five areas. Therefore, we will keep the explanation of the underlying components in each of the five areas relatively brief.

Area 1: Size of Government focuses on how government expenditures and tax rates affect economic freedom. Taken together, the four components of Area 1 measure the degree to which a country relies on personal choice and markets rather than government budgets and political decision-making. Countries with low levels of government spending as a share of the total, a smaller government enterprise sector, and lower marginal tax rates earn the highest ratings in this area.

Exhibit 1.1: Areas, Components, and Sub-components of the EFW Index

1. Size of Government

- | | |
|--|---|
| A. Government consumption | D. Top marginal tax rate |
| B. Transfers and subsidies | (i) Top marginal income tax rate |
| C. Government enterprises and investment | (ii) Top marginal income and payroll tax rate |

2. Legal System and Property Rights

- | | |
|--|--|
| A. Judicial independence | F. Legal enforcement of contracts |
| B. Impartial courts | G. Regulatory costs of the sale of real property |
| C. Protection of property rights | H. Reliability of police |
| D. Military interference in rule of law and politics | I. Business costs of crime |
| E. Integrity of the legal system | |

3. Sound Money

- | | |
|------------------------------------|--|
| A. Money growth | C. Inflation: most recent year |
| B. Standard deviation of inflation | D. Freedom to own foreign currency bank accounts |

4. Freedom to Trade Internationally

- | | |
|--|---|
| A. Tariffs | C. Black-market exchange rates |
| (i) Revenue from trade taxes (% of trade sector) | D. Controls of the movement of capital and people |
| (ii) Mean tariff rate | (i) Foreign ownership / investment restrictions |
| (iii) Standard deviation of tariff rates | (ii) Capital controls |
| B. Regulatory trade barriers | (iii) Freedom of foreigners to visit |
| (i) Non-tariff trade barriers | |
| (ii) Compliance costs of importing and exporting | |

5. Regulation

- | | |
|---|---|
| A. Credit market regulations | (v) Mandated cost of worker dismissal |
| (i) Ownership of banks | (vi) Conscriptation |
| (ii) Private sector credit | C. Business regulations |
| (iii) Interest rate controls / negative real interest rates | (i) Administrative requirements |
| B. Labor market regulations | (ii) Bureaucracy costs |
| (i) Hiring regulations and minimum wage | (iii) Starting a business |
| (ii) Hiring and firing regulations | (iv) Extra payments / bribes / favoritism |
| (iii) Centralized collective bargaining | (v) Licensing restrictions |
| (iv) Hours regulations | (vi) Cost of tax compliance |

Note: Area 2 ratings are adjusted to reflect inequalities in the legal treatment of women. In Chapter 2: Country Data Tables, the adjustment factor is shown in the row labelled *Gender Disparity Index*. For methodological details, see Rosemarie Fike, Chapter 3: Adjusting for Gender Disparity in Economic Freedom and Why It Matters (*Economic Freedom of the World: 2017 Edition*: 189–211).

Area 2: Legal System and Property Rights focuses on the importance of the legal system as a determinant of economic freedom. Protection of persons and their rightfully acquired property is a central element of economic freedom. Many would argue that it is the most important function of government. The key ingredients of a legal system consistent with economic freedom are rule of law, security of property rights, an independent and unbiased judiciary, and impartial and effective enforcement of the law. The nine components of Area 2 are indicators of how effectively the protective functions of government are performed.

Area 3: Sound Money focuses on the importance of money and relative price stability in the exchange process. Sound money—money with relatively stable purchasing power across time—reduces transaction costs and facilitates exchange, thereby promoting economic freedom. The four components of this area provide a measure of the extent to which people in different countries have access to sound money. In order to earn a high rating in Area 3, a country must follow policies and adopt institutions that lead to low (and stable) rates of inflation and avoid regulations that limit the ability to use alternative currencies.

Area 4: Freedom to Trade Internationally focuses on exchange across national boundaries. In our modern world, freedom to trade with people in other countries is an important ingredient of economic freedom. When governments impose restrictions that reduce the ability of their residents to engage in voluntary exchange with people in other countries, economic freedom is diminished. The components in Area 4 are designed to measure a wide variety of trade restrictions: tariffs, quotas, hidden administrative restraints, and controls on exchange rates and the movement of capital. In order to get a high rating in this area, a country must have low tariffs, easy clearance and efficient administration of customs, a freely convertible currency, and few controls on the movement of physical and human capital.

Area 5: Regulation measures how regulations restrict entry into markets and interfere with the freedom to engage in voluntary exchange reduce economic freedom. The components of Area 5 focus on regulatory restraints that limit the freedom of exchange in credit, labor, and product markets.

Construction of Area and Summary ratings

Theory provides us with some direction regarding elements that should be included in the five areas and the summary index, but it does not indicate what weights should be attached to the components within the areas or among the areas in the construction of the summary index. It would be nice if these factors were independent of each other and a weight could be attached to each of them. In the past, we investigated several methods of weighting the various components, including principle component analysis and a survey of economists. We have also invited others to use their own weighting structure if they believe that it is preferable. Our experience indicates that the summary index is not very sensitive to alternative weighting methods.

Furthermore, there is reason to question whether the areas (and components) are independent or work together like the wheels, motor, transmission, driveshaft, and frame of a car. Just as these interconnected parts provide for the mobility of

an automobile, it may be the combination of interrelated factors that brings about economic freedom. Which is more important for the mobility of an automobile: the motor, wheels, or transmission? The question cannot be easily answered because the parts work together. If any of these key parts break down, the car is immobile. Institutional quality may be much the same. If any of the key parts are absent, the overall effectiveness is undermined.

As the result of these two considerations, we organize the elements of the index in a manner that seems sensible to us but we make no attempt to weight the components in any special way when deriving either area or summary ratings. Of course, the component and sub-component data are available to researchers who would like to consider alternative weighting schemes and we encourage them to do so.

For some time, we have been aware of a major shortcoming of the EFW index: in some countries, the law restricts the rights of women relative to men. In order to correct for this factor, last year we introduced an adjustment to the rating of Area 2 that reflects cross-country differences in legal rights according to gender. For several years, the Economic Freedom of the World network has been examining this issue and considering alternative ways the EFW index might be modified to more fully account for this factor. The authors of this report have organized sessions on this issue at both the annual international meeting of the Economic Freedom of the World network and at other scholarly conferences. Input has been obtained from a wide range of sources, including representatives from countries for which inclusion of this factor is likely to exert the greatest impact on the country's EFW rating.

These discussions resulted in agreement on three important considerations. First, the modifications should reflect formal legal differences, rather than informal traditional and cultural differences that exert an impact on outcomes according to gender. Second, the adjustments must be based on data on legal differences that withhold from women economic rights accorded to men. Third, to the fullest extent possible, the gender adjustment should be made for each year covered by the EFW data set.

Fortunately, the World Bank has recently developed a dataset on legal differences according to gender that covers a lengthy time frame (1960 to the present). The World Bank plans to update these data regularly in the future. As discussed in chapter 3 of the 2017 edition of the report, Rosemarie Fike used these data to construct a cross-country Gender Disparity Index of legal rights from 1970 to the present. Up to 41 questions from the World Bank dataset related to the legal rights of women compared to those of men were used in the construction of the gender disparity measure. Her results are used to adjust the Area 2 ratings presented in this edition. We recognize that others may favor alternative methods of accounting for this factor. Again, we invite other researchers to develop alternative methods believed to be superior to the one used here. The Fraser Institute has created a stand-alone website (womenandprogress.org) that explores how economic freedom contributes to women's advancement.

Summary Economic Freedom ratings for 2016

Exhibits 1.2a and 1.2b present the summary economic freedom ratings, sorted from highest to lowest, for the 162 countries of this year's report. These ratings are for 2016, the most recent year for which comprehensive data are available. Hong Kong and Singapore, as usual, occupy the top two positions. The next highest scoring nations are New Zealand, Switzerland, Ireland, United States, Georgia, Mauritius, United Kingdom, Australia, and Canada, the last two tied for 10th place.

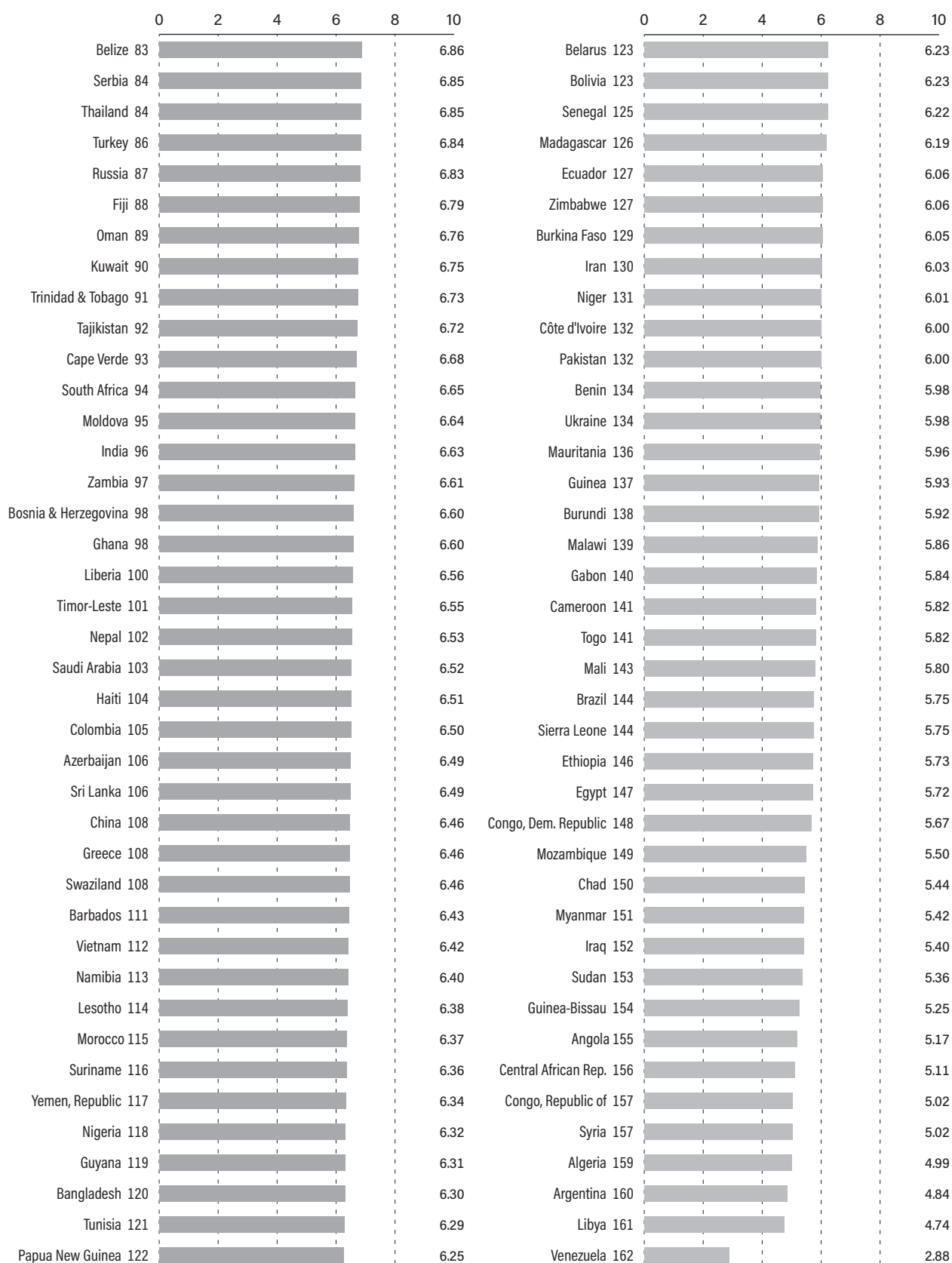
It is worth noting that the United States returned to the top 10 in 2016 after an absence of several years. During the 2009–2016 term of President Obama, the US score initially continued to decline as it had under President Bush. From 2013 to 2016, however, the US rating increased from 7.74 to 8.03. This is still well below the high-water mark of 8.62 in 2000 at the end of the Clinton presidency.

The rankings of some other major countries are Germany (20th), Japan (41st) Italy (54th), France (57th), Mexico (82nd), Russia (87th), India (96th), China (108th), and Brazil (144th). The 10 lowest-rated countries are: Sudan, Guinea-Bissau, Angola, Central African Republic, Republic of Congo, Syria, Algeria, Argentina, Libya, and lastly Venezuela.

Exhibit 1.2a: Summary Economic Freedom Ratings for 2016, First and Second Quartiles



Exhibit 1.2b: Summary Economic Freedom Ratings for 2016, Third and Fourth Quartiles



Area Economic Freedom ratings and rankings for 2016

Exhibit 1.3 presents the ratings (and rankings) for each of the five areas of the index and for Components 5A, 5B, and 5C. A number of interesting patterns emerge from an analysis of these data. High-income industrial economies generally rank quite high for Legal System and Property Rights (Area 2), Sound Money (Area 3), and Freedom to Trade Internationally (Area 4). Their ratings were lower, however, for Size of Government (Area 1) and Regulation (Area 5), particularly regulation of labor markets (Component 5B). This was particularly true for the high-income countries of Western Europe.

On the other hand, a number of developing nations have a small fiscal size of government but rate low in other areas and, as a result, have a low overall rating. The lesson from this is clear: a small fiscal size of government is insufficient to ensure economic freedom. The institutions of economic freedom, such as the rule of law and property rights, as well as sound money, trade openness, and sensible regulation are also required.

As the area ratings show, weakness in the rule of law and property rights is particularly pronounced in Sub-Saharan Africa, among Islamic nations, and for several nations that were formerly part of the Soviet bloc, though several countries in the latter group have made impressive strides toward improvement. Many nations in Latin America and Southeast Asia also score poorly for rule of law and property rights. The nations that rank poorly in this category also tend to score poorly in the trade and regulation areas, even though several have reasonably sized governments and sound money.

The EFW Panel Dataset

Over the years, the EFW index has become more comprehensive and the available data more complete. As a result, the number and composition of the components for many countries vary across time. This makes it difficult to directly compare index values from earlier periods with later periods. To assist researchers who are interested in a consistent time-series for a particular country and/or longitudinal data for a panel of countries, we previously developed and reported a chain-linked version of the index.

One of the problems with the chain-linked index was that it was limited to just the 123 countries that were available in the chain-link's "base year" of 2000. Beginning with last year's report, we have replaced the chain-linked index with the EFW Panel Dataset, which reports area and summary ratings for all countries for which we have a regular EFW index score in any given year.¹ The EFW Panel Dataset is our best attempt to provide scholars with consistent time-series/longitudinal data.

The EFW Panel Dataset adjusts the regular EFW index in two ways. (1) From the most-recent year annually back to 2000, whenever possible, we estimate any missing data by autoregressively "backcasting" the data, meaning we use actual

1 The EFW Panel Dataset may be found at <<https://www.fraserinstitute.org/economic-freedom/dataset>>.

Exhibit 1.3: Area Economic Freedom Ratings (Rankings) for 2016

	Areas					Components of Area 5		
	1 Size of Government	2 Legal System and Property Rights	3 Sound Money	4 Freedom to trade internationally	5 Regulation	5A Credit market regulations	5B Labor market regulations	5C Business regulations
	Rating (Rank)	Rating (Rank)	Rating (Rank)	Rating (Rank)	Rating (Rank)	Rating (Rank)	Rating (Rank)	Rating (Rank)
Albania	7.94 (17)	5.07 (83)	9.55 (21)	8.21 (25)	6.91 (90)	7.10 (130)	6.92 (62)	6.71 (61)
Algeria	3.62 (162)	4.69 (99)	7.25 (117)	4.13 (159)	5.27 (154)	5.10 (152)	5.03 (135)	5.68 (132)
Angola	6.50 (84)	2.96 (155)	5.61 (156)	5.26 (147)	5.52 (149)	7.06 (132)	4.56 (148)	4.93 (151)
Argentina	5.35 (133)	3.90 (126)	5.61 (155)	3.98 (160)	5.37 (152)	5.42 (151)	5.15 (128)	5.54 (136)
Armenia	7.00 (59)	5.81 (51)	9.52 (23)	8.14 (34)	7.38 (63)	9.10 (66)	6.23 (91)	6.80 (57)
Australia	6.54 (80)	7.92 (10)	9.45 (35)	7.53 (64)	8.47 (11)	9.58 (27)	7.70 (28)	8.12 (14)
Austria	5.09 (140)	7.92 (12)	9.43 (38)	8.11 (36)	7.37 (64)	9.13 (58)	5.57 (116)	7.42 (36)
Azerbaijan	5.18 (137)	5.65 (58)	7.51 (112)	7.22 (77)	6.87 (96)	7.47 (121)	6.08 (99)	7.08 (46)
Bahamas	8.28 (12)	6.66 (29)	6.89 (134)	6.69 (108)	8.17 (21)	8.62 (81)	8.36 (11)	7.52 (34)
Bahrain	8.32 (10)	5.27 (74)	9.40 (40)	7.40 (70)	7.42 (57)	7.61 (116)	6.62 (73)	8.02 (19)
Bangladesh	8.55 (5)	3.23 (149)	6.98 (131)	6.04 (131)	6.69 (107)	7.88 (111)	7.22 (49)	4.96 (148)
Barbados	6.38 (88)	5.76 (54)	6.40 (146)	7.09 (85)	6.52 (119)	6.29 (145)	7.14 (55)	6.15 (98)
Belarus	6.76 (70)	5.53 (63)	5.33 (159)	7.18 (81)	6.38 (128)	3.85 (160)	7.19 (51)	8.09 (16)
Belgium	3.88 (160)	7.07 (22)	9.38 (45)	8.20 (27)	8.10 (24)	9.61 (23)	7.33 (44)	7.37 (37)
Belize	7.02 (58)	5.14 (80)	7.20 (121)	7.05 (87)	7.88 (32)	9.95 (9)	7.02 (58)	6.68 (63)
Benin	6.18 (98)	3.82 (129)	7.01 (130)	6.03 (132)	6.86 (98)	8.49 (86)	5.94 (102)	6.14 (99)
Bhutan	7.46 (39)	6.87 (25)	6.72 (137)	6.33 (124)	7.70 (42)	7.77 (113)	8.66 (7)	6.67 (64)
Bolivia	6.16 (99)	3.63 (138)	9.39 (44)	6.99 (93)	4.98 (157)	7.63 (115)	3.95 (157)	3.35 (160)
Bosnia & Herzegovina	5.36 (131)	4.13 (118)	8.32 (89)	7.78 (49)	7.41 (58)	9.56 (29)	7.40 (40)	5.28 (141)
Botswana	6.70 (74)	5.95 (45)	9.06 (69)	7.68 (53)	7.77 (36)	8.86 (72)	7.51 (35)	6.94 (50)
Brazil	5.13 (138)	4.58 (104)	7.97 (106)	7.00 (91)	4.09 (161)	4.54 (157)	4.15 (155)	3.59 (158)
Brunei Darussalam	5.00 (142)	5.35 (71)	8.80 (77)	7.05 (86)	8.44 (12)	9.13 (59)	8.69 (6)	7.51 (35)
Bulgaria	7.02 (55)	4.83 (93)	9.44 (36)	8.12 (35)	7.61 (45)	9.61 (22)	7.04 (57)	6.19 (93)
Burkina Faso	5.41 (130)	3.69 (135)	7.12 (125)	6.60 (113)	7.43 (55)	9.01 (68)	7.16 (53)	6.12 (101)
Burundi	6.12 (102)	3.50 (143)	7.59 (111)	6.11 (128)	6.27 (133)	5.00 (153)	7.80 (25)	6.01 (106)
Cambodia	7.90 (21)	4.28 (114)	9.31 (58)	7.32 (71)	7.06 (81)	9.50 (33)	6.55 (77)	5.14 (142)
Cameroon	7.11 (49)	3.20 (152)	7.22 (118)	5.05 (152)	6.53 (118)	7.17 (127)	7.33 (43)	5.09 (145)
Canada	6.02 (108)	7.88 (13)	9.58 (18)	7.93 (43)	8.51 (7)	9.71 (17)	8.18 (13)	7.65 (31)
Cape Verde	5.12 (139)	6.02 (44)	8.13 (99)	7.20 (79)	6.92 (89)	9.31 (51)	4.89 (139)	6.57 (71)
Central African Rep.	7.07 (54)	1.86 (162)	6.53 (140)	4.65 (157)	5.42 (151)	8.20 (98)	3.25 (160)	4.80 (153)
Chad	7.73 (28)	2.66 (158)	6.73 (135)	5.12 (149)	4.95 (158)	5.96 (148)	5.36 (121)	3.54 (159)
Chile	7.88 (22)	6.42 (33)	9.33 (54)	8.27 (19)	7.10 (80)	8.95 (70)	5.17 (126)	7.18 (44)
China	5.04 (141)	5.65 (59)	8.54 (85)	6.71 (106)	6.36 (129)	7.13 (128)	5.54 (118)	6.40 (80)

Exhibit 1.3 (continued): Area Economic Freedom Ratings (Rankings) for 2016

	Areas					Components of Area 5		
	1 Size of Government	2 Legal System and Property Rights	3 Sound Money	4 Freedom to trade internationally	5 Regulation	5A Credit market regulations	5B Labor market regulations	5C Business regulations
	Rating (Rank)	Rating (Rank)	Rating (Rank)	Rating (Rank)	Rating (Rank)	Rating (Rank)	Rating (Rank)	Rating (Rank)
Colombia	6.86 (64)	3.82 (131)	7.97 (105)	6.81 (103)	7.04 (84)	8.88 (71)	5.84 (107)	6.41 (77)
Congo, Dem. Republic	7.13 (48)	2.63 (159)	7.35 (114)	5.51 (143)	5.75 (145)	6.33 (141)	5.81 (109)	5.11 (143)
Congo, Republic of	5.83 (115)	3.24 (148)	5.60 (157)	4.88 (155)	5.55 (148)	6.06 (146)	5.66 (111)	4.94 (150)
Costa Rica	7.61 (32)	5.89 (50)	9.78 (6)	8.00 (39)	6.45 (123)	6.80 (134)	6.15 (96)	6.40 (79)
Côte d'Ivoire	5.82 (116)	4.56 (105)	7.18 (124)	5.48 (145)	6.94 (87)	8.69 (78)	5.93 (103)	6.20 (92)
Croatia	4.68 (150)	5.48 (65)	9.14 (65)	8.19 (31)	7.29 (68)	9.41 (40)	6.37 (84)	6.08 (102)
Cyprus	7.31 (45)	5.94 (48)	9.49 (27)	8.28 (17)	7.55 (49)	9.58 (28)	6.21 (94)	6.86 (55)
Czech Republic	5.77 (118)	6.30 (36)	9.39 (43)	8.23 (21)	8.09 (25)	9.77 (16)	8.12 (14)	6.38 (83)
Denmark	4.13 (158)	8.08 (9)	9.86 (2)	8.46 (8)	8.32 (14)	9.77 (15)	7.32 (45)	7.88 (24)
Dominican Republic	7.83 (25)	4.03 (121)	9.47 (32)	7.95 (42)	6.62 (111)	8.33 (93)	6.01 (101)	5.51 (138)
Ecuador	5.67 (120)	3.81 (132)	8.25 (93)	6.50 (117)	6.05 (138)	8.57 (82)	4.94 (137)	4.63 (154)
Egypt	6.07 (104)	3.94 (125)	8.15 (96)	5.62 (140)	4.82 (159)	4.00 (159)	4.85 (140)	5.60 (134)
El Salvador	8.43 (9)	3.58 (140)	9.81 (5)	7.68 (55)	6.24 (135)	8.39 (92)	4.45 (150)	5.89 (115)
Estonia	5.88 (114)	7.44 (18)	9.33 (55)	8.43 (11)	8.20 (19)	10.00 (1)	6.26 (89)	8.34 (7)
Ethiopia	6.57 (78)	4.64 (101)	5.73 (153)	5.06 (151)	6.65 (108)	7.07 (131)	7.29 (46)	5.58 (135)
Fiji	5.99 (110)	6.07 (41)	6.45 (144)	6.60 (114)	8.84 (4)	9.40 (41)	9.29 (2)	7.82 (26)
Finland	4.15 (157)	8.80 (1)	9.36 (47)	8.23 (22)	7.72 (41)	9.46 (35)	5.20 (125)	8.49 (6)
France	4.22 (155)	6.92 (24)	9.48 (30)	8.18 (32)	7.46 (53)	9.44 (37)	5.62 (112)	7.31 (38)
Gabon	6.24 (95)	3.90 (127)	6.59 (139)	5.69 (139)	6.79 (103)	8.11 (102)	7.27 (47)	4.98 (147)
Gambia, The	7.48 (38)	5.49 (64)	9.25 (62)	7.48 (67)	7.01 (85)	7.17 (126)	7.95 (20)	5.92 (113)
Georgia	7.53 (35)	6.31 (35)	9.22 (63)	8.56 (7)	8.49 (8)	9.80 (13)	7.82 (24)	7.84 (25)
Germany	5.48 (126)	7.44 (19)	9.48 (31)	8.05 (38)	7.99 (29)	8.33 (93)	7.44 (38)	8.19 (13)
Ghana	7.02 (56)	5.36 (70)	6.97 (132)	6.49 (118)	7.15 (76)	8.40 (91)	6.64 (72)	6.42 (76)
Greece	4.38 (154)	5.78 (52)	8.04 (103)	7.68 (54)	6.43 (124)	7.90 (110)	4.97 (136)	6.43 (75)
Guatemala	9.53 (1)	4.38 (110)	9.56 (20)	8.19 (29)	6.55 (114)	9.63 (21)	3.99 (156)	6.03 (104)
Guinea	6.55 (79)	3.23 (150)	7.94 (107)	5.08 (150)	6.88 (95)	10.00 (1)	5.15 (129)	5.48 (139)
Guinea-Bissau	4.71 (148)	3.82 (130)	6.02 (149)	5.74 (138)	5.96 (139)	7.54 (118)	3.46 (159)	6.88 (52)
Guyana	5.92 (112)	4.39 (109)	8.33 (88)	6.41 (119)	6.48 (121)	6.33 (141)	7.17 (52)	5.92 (111)
Haiti	8.43 (8)	2.50 (160)	7.22 (120)	7.50 (65)	6.89 (93)	8.24 (96)	7.94 (21)	4.48 (155)
Honduras	8.53 (6)	3.44 (147)	9.29 (59)	7.22 (76)	6.82 (101)	9.43 (38)	5.13 (131)	5.92 (112)
Hong Kong	8.59 (4)	7.92 (11)	9.57 (19)	9.32 (1)	9.44 (1)	10.00 (1)	9.37 (1)	8.95 (2)
Hungary	4.89 (144)	5.92 (49)	9.71 (9)	7.95 (41)	7.63 (44)	9.69 (18)	6.87 (65)	6.33 (87)
Iceland	5.45 (128)	8.40 (5)	7.06 (127)	7.16 (82)	8.01 (28)	8.33 (93)	7.67 (30)	8.02 (18)

Exhibit 1.3 (continued): Area Economic Freedom Ratings (Rankings) for 2016

	Areas					Components of Area 5		
	1 Size of Government	2 Legal System and Property Rights	3 Sound Money	4 Freedom to trade internationally	5 Regulation	5A Credit market regulations	5B Labor market regulations	5C Business regulations
	Rating (Rank)	Rating (Rank)	Rating (Rank)	Rating (Rank)	Rating (Rank)	Rating (Rank)	Rating (Rank)	Rating (Rank)
India	7.72 (29)	5.16 (79)	8.20 (95)	5.57 (141)	6.50 (120)	6.55 (139)	6.37 (85)	6.58 (70)
Indonesia	7.81 (27)	4.88 (92)	9.68 (13)	7.00 (92)	6.43 (125)	8.07 (106)	4.63 (147)	6.58 (69)
Iran	6.88 (62)	4.58 (103)	8.43 (86)	4.59 (158)	5.67 (147)	6.41 (140)	4.84 (142)	5.76 (124)
Iraq	5.25 (136)	2.77 (157)	7.26 (116)	5.24 (148)	6.48 (122)	7.12 (129)	6.47 (81)	5.83 (120)
Ireland	6.31 (90)	7.72 (16)	9.26 (61)	8.60 (6)	8.47 (10)	9.18 (55)	7.92 (22)	8.30 (8)
Israel	6.25 (94)	6.16 (40)	9.40 (41)	8.21 (26)	7.41 (59)	9.58 (26)	5.42 (120)	7.24 (42)
Italy	5.45 (129)	5.71 (55)	9.44 (37)	8.25 (20)	7.49 (52)	9.56 (31)	6.77 (69)	6.13 (100)
Jamaica	7.43 (40)	5.07 (82)	8.59 (83)	6.86 (98)	7.96 (30)	9.56 (30)	7.96 (19)	6.36 (85)
Japan	4.54 (151)	7.59 (17)	9.52 (22)	7.50 (66)	8.20 (20)	8.69 (79)	8.10 (15)	7.80 (27)
Jordan	7.59 (34)	4.76 (96)	9.62 (15)	7.58 (61)	7.77 (35)	8.72 (76)	7.67 (29)	6.92 (51)
Kazakhstan	7.51 (36)	5.45 (67)	8.55 (84)	6.52 (116)	7.54 (50)	8.53 (84)	7.21 (50)	6.87 (53)
Kenya	7.82 (26)	4.91 (91)	9.22 (64)	6.69 (109)	7.36 (67)	8.09 (103)	7.72 (27)	6.28 (88)
Korea, South	6.83 (69)	6.39 (34)	9.61 (16)	7.57 (62)	7.24 (71)	9.32 (49)	4.82 (143)	7.59 (32)
Kuwait	6.24 (96)	4.92 (90)	8.34 (87)	6.84 (99)	7.43 (54)	10.00 (1)	6.58 (75)	5.72 (128)
Kyrgyz Republic	7.08 (53)	4.26 (115)	9.36 (48)	7.32 (72)	6.64 (109)	8.46 (87)	5.58 (114)	5.88 (116)
Laos	7.84 (23)	5.94 (47)	7.34 (115)	6.83 (101)	6.59 (113)	9.13 (60)	4.85 (141)	5.79 (122)
Latvia	6.65 (75)	6.20 (39)	9.32 (56)	8.35 (15)	7.66 (43)	8.43 (89)	7.56 (33)	7.00 (49)
Lebanon	8.67 (3)	3.95 (124)	9.69 (12)	6.82 (102)	5.83 (142)	5.00 (153)	7.53 (34)	4.95 (149)
Lesotho	4.88 (145)	5.45 (66)	7.84 (109)	6.34 (123)	7.37 (66)	9.67 (19)	6.57 (76)	5.87 (118)
Liberia	7.36 (42)	4.19 (117)	9.36 (46)	6.19 (127)	5.70 (146)	4.50 (158)	6.24 (90)	6.35 (86)
Libya	4.75 (147)	3.21 (151)	5.66 (154)	4.76 (156)	5.30 (153)	6.67 (137)	6.28 (88)	2.96 (161)
Lithuania	7.23 (46)	6.50 (31)	9.34 (53)	8.19 (30)	8.04 (26)	9.85 (11)	6.58 (74)	7.68 (30)
Luxembourg	4.17 (156)	8.35 (6)	9.31 (57)	8.31 (16)	7.87 (33)	9.33 (44)	6.33 (87)	7.95 (21)
Macedonia	6.28 (93)	5.07 (84)	8.13 (98)	7.96 (40)	8.20 (18)	9.59 (25)	7.24 (48)	7.77 (29)
Madagascar	7.70 (30)	2.79 (156)	7.90 (108)	6.70 (107)	5.83 (141)	7.39 (122)	4.50 (149)	5.61 (133)
Malawi	6.06 (106)	4.67 (100)	6.72 (136)	6.08 (129)	5.76 (144)	4.67 (156)	6.86 (67)	5.75 (125)
Malaysia	6.86 (63)	5.76 (53)	5.79 (152)	7.54 (63)	8.62 (6)	9.64 (20)	8.01 (17)	8.22 (12)
Mali	4.94 (143)	3.46 (145)	7.20 (122)	6.87 (97)	6.53 (117)	8.70 (77)	5.04 (134)	5.85 (119)
Malta	5.92 (113)	6.65 (30)	9.48 (29)	8.42 (13)	8.17 (22)	9.83 (12)	8.02 (16)	6.65 (65)
Mauritania	5.33 (134)	3.72 (134)	8.10 (101)	5.94 (133)	6.71 (105)	8.51 (85)	5.90 (104)	5.73 (127)
Mauritius	7.51 (37)	6.76 (28)	9.59 (17)	8.43 (12)	7.75 (38)	9.30 (52)	6.36 (86)	7.59 (33)
Mexico	7.92 (20)	4.13 (119)	8.11 (100)	7.26 (74)	7.11 (78)	9.34 (42)	5.58 (115)	6.41 (78)
Moldova	6.50 (83)	4.34 (112)	7.98 (104)	7.46 (68)	6.91 (91)	9.52 (32)	5.22 (124)	5.98 (109)

Exhibit 1.3 (continued): Area Economic Freedom Ratings (Rankings) for 2016

	Areas					Components of Area 5		
	1 Size of Government	2 Legal System and Property Rights	3 Sound Money	4 Freedom to trade internationally	5 Regulation	5A Credit market regulations	5B Labor market regulations	5C Business regulations
	Rating (Rank)	Rating (Rank)	Rating (Rank)	Rating (Rank)	Rating (Rank)	Rating (Rank)	Rating (Rank)	Rating (Rank)
Mongolia	8.00 (15)	5.55 (62)	9.39 (42)	6.78 (104)	7.26 (70)	8.44 (88)	6.65 (71)	6.69 (62)
Montenegro	6.93 (61)	4.92 (89)	8.27 (91)	8.16 (33)	6.94 (88)	6.67 (137)	7.43 (39)	6.72 (60)
Morocco	5.93 (111)	5.40 (68)	7.22 (119)	6.93 (95)	6.35 (130)	7.81 (112)	4.23 (152)	7.01 (47)
Mozambique	6.12 (103)	3.97 (123)	5.96 (151)	6.39 (120)	5.08 (156)	6.33 (141)	3.13 (161)	5.78 (123)
Myanmar	6.30 (91)	3.55 (141)	6.48 (142)	4.97 (153)	5.81 (143)	5.89 (149)	5.59 (113)	5.94 (110)
Namibia	5.28 (135)	6.44 (32)	6.14 (148)	6.36 (122)	7.76 (37)	8.82 (74)	8.19 (12)	6.27 (89)
Nepal	7.92 (19)	4.61 (102)	6.44 (145)	6.64 (112)	7.05 (83)	9.33 (44)	5.82 (108)	6.00 (107)
Netherlands	3.93 (159)	8.16 (8)	9.50 (25)	8.66 (4)	8.27 (15)	9.12 (63)	7.45 (37)	8.26 (10)
New Zealand	6.48 (85)	8.72 (2)	9.46 (34)	8.64 (5)	9.16 (2)	10.00 (1)	8.83 (5)	8.65 (3)
Nicaragua	7.99 (16)	4.45 (108)	9.10 (68)	7.82 (47)	7.00 (86)	9.45 (36)	6.03 (100)	5.53 (137)
Niger	6.84 (65)	3.66 (137)	7.02 (129)	5.49 (144)	7.06 (82)	9.13 (61)	4.26 (151)	7.79 (28)
Nigeria	7.09 (51)	3.60 (139)	7.46 (113)	5.90 (134)	7.56 (48)	8.66 (80)	8.95 (4)	5.09 (144)
Norway	4.50 (153)	8.68 (3)	9.50 (26)	7.59 (60)	7.73 (39)	10.00 (1)	5.13 (130)	8.07 (17)
Oman	4.53 (152)	5.94 (46)	8.79 (78)	7.71 (52)	6.83 (100)	6.98 (133)	6.21 (93)	7.30 (39)
Pakistan	7.84 (24)	3.46 (144)	6.59 (138)	5.83 (137)	6.29 (131)	8.09 (104)	4.91 (138)	5.87 (117)
Panama	7.36 (43)	5.24 (75)	9.70 (11)	8.70 (3)	6.90 (92)	9.11 (64)	5.05 (133)	6.54 (72)
Papua New Guinea	6.30 (92)	4.12 (120)	6.36 (147)	7.20 (80)	7.27 (69)	8.08 (105)	7.99 (18)	5.74 (126)
Paraguay	8.18 (14)	3.84 (128)	9.28 (60)	7.28 (73)	6.14 (137)	8.56 (83)	4.18 (153)	5.70 (130)
Peru	6.98 (60)	4.77 (95)	9.70 (10)	8.23 (24)	7.49 (51)	9.29 (53)	6.93 (61)	6.24 (91)
Philippines	8.50 (7)	4.28 (113)	9.42 (39)	7.13 (83)	7.37 (65)	9.33 (47)	6.79 (68)	5.98 (108)
Poland	5.62 (123)	5.56 (61)	9.65 (14)	7.91 (44)	7.59 (46)	8.83 (73)	7.14 (54)	6.79 (58)
Portugal	5.66 (122)	6.98 (23)	9.35 (49)	8.38 (14)	7.18 (73)	8.40 (90)	5.87 (105)	7.28 (40)
Qatar	6.54 (81)	6.24 (37)	8.68 (79)	7.65 (57)	8.34 (13)	10.00 (1)	6.47 (82)	8.54 (4)
Romania	6.83 (67)	6.04 (43)	9.34 (52)	8.44 (9)	7.78 (34)	9.79 (14)	7.37 (41)	6.17 (96)
Russia	6.71 (73)	4.96 (86)	9.10 (67)	6.84 (100)	6.53 (116)	7.91 (109)	5.51 (119)	6.18 (94)
Rwanda	5.72 (119)	7.16 (21)	9.35 (50)	7.02 (90)	8.16 (23)	7.74 (114)	8.52 (9)	8.23 (11)
Saudi Arabia	5.35 (132)	5.19 (77)	9.02 (72)	5.90 (135)	7.14 (77)	7.28 (124)	6.91 (63)	7.23 (43)
Senegal	6.83 (68)	4.25 (116)	7.20 (123)	6.67 (111)	6.15 (136)	9.19 (54)	3.57 (158)	5.70 (129)
Serbia	6.41 (87)	4.95 (87)	8.15 (97)	7.60 (59)	7.15 (75)	8.13 (101)	6.89 (64)	6.44 (74)
Seychelles	6.33 (89)	5.67 (56)	9.00 (74)	7.76 (50)	7.39 (61)	8.00 (107)	7.36 (42)	6.81 (56)
Sierra Leone	7.02 (57)	3.99 (122)	6.94 (133)	6.06 (130)	4.72 (160)	3.67 (161)	5.15 (127)	5.34 (140)
Singapore	7.92 (18)	8.23 (7)	9.76 (7)	9.29 (2)	8.98 (3)	10.00 (1)	7.67 (31)	9.27 (1)
Slovak Republic	5.59 (125)	5.59 (60)	9.47 (33)	8.28 (18)	7.58 (47)	9.59 (24)	6.98 (59)	6.16 (97)

Exhibit 1.3 (continued): Area Economic Freedom Ratings (Rankings) for 2016

	Areas					Components of Area 5		
	1 Size of Government	2 Legal System and Property Rights	3 Sound Money	4 Freedom to trade internationally	5 Regulation	5A Credit market regulations	5B Labor market regulations	5C Business regulations
	Rating (Rank)	Rating (Rank)	Rating (Rank)	Rating (Rank)	Rating (Rank)	Rating (Rank)	Rating (Rank)	Rating (Rank)
Slovenia	4.78 (146)	6.22 (38)	9.52 (24)	7.88 (45)	6.85 (99)	7.91 (108)	6.08 (98)	6.54 (73)
South Africa	6.04 (107)	5.19 (78)	8.08 (102)	6.78 (105)	7.17 (74)	9.17 (57)	6.52 (79)	5.82 (121)
Spain	6.02 (109)	6.80 (26)	9.49 (28)	8.05 (37)	7.43 (56)	9.32 (48)	6.17 (95)	6.79 (59)
Sri Lanka	8.26 (13)	4.93 (88)	6.49 (141)	5.89 (136)	6.88 (94)	7.58 (117)	6.43 (83)	6.65 (66)
Sudan	9.44 (2)	2.99 (154)	5.53 (158)	2.88 (162)	5.94 (140)	6.74 (135)	4.71 (145)	6.37 (84)
Suriname	7.11 (50)	5.22 (76)	6.00 (150)	7.20 (78)	6.27 (134)	6.32 (144)	7.47 (36)	5.01 (146)
Swaziland	5.47 (127)	4.36 (111)	7.73 (110)	7.02 (89)	7.73 (40)	8.78 (75)	7.77 (26)	6.64 (67)
Sweden	3.62 (161)	7.82 (15)	9.34 (51)	8.20 (28)	8.23 (16)	9.90 (10)	6.87 (66)	7.92 (23)
Switzerland	7.43 (41)	8.50 (4)	9.92 (1)	7.64 (58)	8.48 (9)	9.31 (50)	7.85 (23)	8.27 (9)
Syria	6.20 (97)	3.44 (146)	5.12 (160)	4.91 (154)	5.44 (150)	5.59 (150)	5.85 (106)	4.90 (152)
Taiwan	7.21 (47)	6.77 (27)	9.72 (8)	7.73 (51)	8.03 (27)	9.08 (67)	7.08 (56)	7.95 (22)
Tajikistan	6.53 (82)	5.12 (81)	8.83 (76)	6.36 (121)	6.77 (104)	8.18 (99)	5.75 (110)	6.39 (82)
Tanzania	7.31 (44)	5.66 (57)	8.22 (94)	6.21 (126)	7.21 (72)	9.42 (39)	6.51 (80)	5.69 (131)
Thailand	6.64 (76)	4.74 (97)	8.64 (82)	7.11 (84)	7.10 (79)	9.33 (44)	4.72 (144)	7.25 (41)
Timor-Leste	6.12 (101)	3.54 (142)	8.67 (80)	7.04 (88)	7.40 (60)	9.50 (33)	6.69 (70)	6.01 (105)
Togo	6.72 (72)	3.68 (136)	7.03 (128)	5.42 (146)	6.28 (132)	7.51 (120)	4.17 (154)	7.15 (45)
Trinidad & Tobago	5.60 (124)	4.54 (106)	9.05 (70)	7.84 (46)	6.62 (112)	6.00 (147)	7.58 (32)	6.27 (90)
Tunisia	5.81 (117)	5.28 (73)	7.06 (126)	6.91 (96)	6.39 (127)	7.22 (125)	5.32 (122)	6.63 (68)
Turkey	6.58 (77)	4.78 (94)	9.01 (73)	7.22 (75)	6.63 (110)	8.20 (97)	4.69 (146)	7.00 (48)
Uganda	8.29 (11)	4.73 (98)	8.65 (81)	7.45 (69)	7.95 (31)	9.17 (56)	8.61 (8)	6.08 (103)
Ukraine	7.09 (52)	4.52 (107)	4.88 (161)	6.56 (115)	6.86 (97)	9.12 (62)	5.09 (132)	6.39 (81)
United Arab Emirates	6.72 (71)	6.06 (42)	9.10 (66)	8.23 (23)	7.38 (62)	6.70 (136)	6.96 (60)	8.49 (5)
United Kingdom	5.66 (121)	7.85 (14)	9.84 (4)	8.44 (10)	8.23 (17)	8.17 (100)	8.40 (10)	8.11 (15)
United States	6.43 (86)	7.40 (20)	9.85 (3)	7.65 (56)	8.83 (5)	9.33 (43)	9.14 (3)	8.01 (20)
Uruguay	6.84 (66)	5.36 (69)	8.97 (75)	7.79 (48)	6.82 (102)	7.37 (123)	6.21 (92)	6.87 (54)
Venezuela	4.69 (149)	2.00 (161)	1.94 (162)	3.28 (161)	2.48 (162)	3.33 (162)	2.11 (162)	2.01 (162)
Vietnam	7.61 (33)	5.06 (85)	6.47 (143)	6.28 (125)	6.70 (106)	8.95 (69)	5.25 (123)	5.90 (114)
Yemen, Republic	7.63 (31)	3.13 (153)	9.04 (71)	6.68 (110)	5.23 (155)	5.00 (153)	6.52 (78)	4.16 (157)
Zambia	6.06 (105)	5.33 (72)	8.26 (92)	6.97 (94)	6.41 (126)	7.52 (119)	5.55 (117)	6.17 (95)
Zimbabwe	6.15 (100)	3.75 (133)	8.30 (90)	5.56 (142)	6.55 (115)	9.10 (65)	6.12 (97)	4.42 (156)

Ratings are shown rounded to the nearest tenth of a point, but the rankings are based on the unrounded ratings.

values in later years to estimate the missing values for earlier years. For example, if a country is missing a data value for a particular component from 2000 to 2004, this method estimates the missing values based on data available in 2005 and thereafter. This approach allows us to have area and summary ratings for up to the entire 159 countries in the EFW index. (2) For 1970, 1975, 1980, 1985, 1990, and 1995, the index is chain-linked as described in previous editions. That is, using 2000 as the base year, *changes* in a country's scores backward in time are based only on *changes* in components that were present in adjoining years. It should be noted that the EFW Panel Dataset contains area and summary ratings only for those years in which the country received a regular EFW index rating.

One final note. Because some data for earlier years may have been updated or corrected, researchers are always encouraged to use the data from the most recent annual report to assure the most reliable figures.

Changes in the Summary ratings, 1980–2016

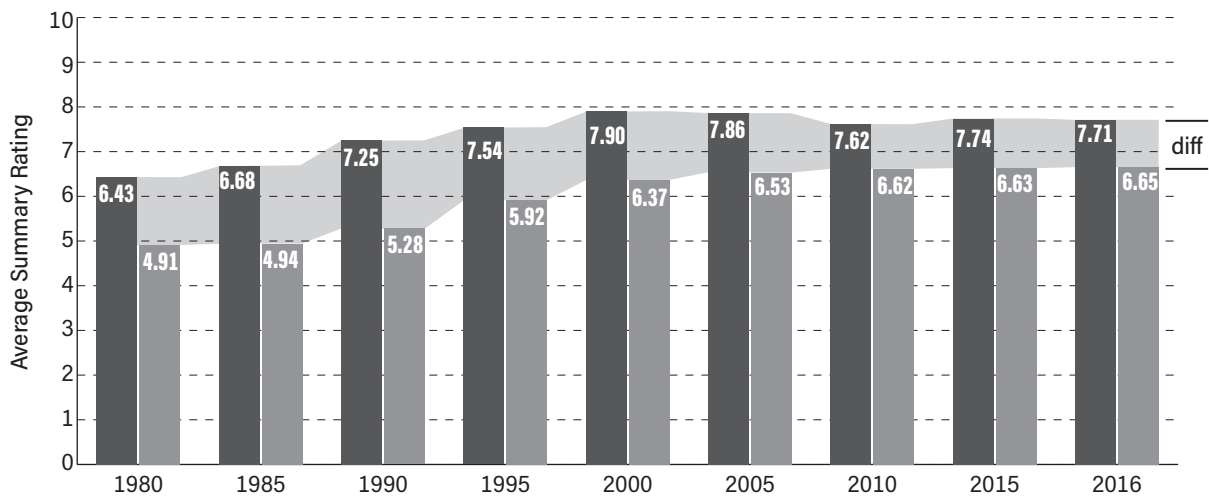
Worldwide, economic freedom has increased during the past three decades; moreover, the increase in economic freedom of developing economies since 1990 has been more rapid than the increase of high-income industrial countries. The institutions and policies of developing countries today are substantially more consistent with economic freedom than was the case in the 1980s. The EFW panel data are available for 102 countries continuously since 1980. The World Bank classified 21 of these countries as “high-income industrial” in 1985. The mean summary EFW rating of the 21 high-income industrial countries was 6.43² in 1980, compared to 4.91 for the 81 developing economies, a gap of 1.52 units. By 1990, the mean of the EFW summary index of the high-income countries had risen to 7.25 compared to 5.28 for the developing economies, a gap of 1.97. Since 1990, however, the gap between the high-income and the developing group has been shrinking. In 2016, the mean summary rating of the high-income industrial countries was 7.71 compared to 6.65 for the developing economies, a gap of 1.06. Thus, since 1990, the EFW summary rating gap between the less developed economies and the high-income industrial countries fell by over 45% (Exhibit 1.4).

The more rapid increases in the average EFW summary rating of the developing economies compared to the high-income industrial group have been driven primarily by gains in Area 3 (sound money) and Area 4 (trade liberalization). The EFW ratings of the developing economies in these two areas have improved substantially in recent decades. The gains in these areas are evidence that many developing countries have followed a more stable monetary policy, reduced tariff rates, eliminated exchange rate controls, and reduced other trade restrictions.

Interestingly, while the economic freedom score of developing nations continued to increase, albeit at a modest pace, through the 2000s, the score of high-income industrial nations has declined since 2000, perhaps as a result of the financial crisis. The score of high-income nations recovered somewhat by 2015, but remained essentially the same in 2016. It may be that in future years, the growth of economic freedom will resume in high-income nations and strengthen

2 The numbers will be slightly different from last year's report, as the panel data are historically adjusted when more recent data is revised or added.

Exhibit 1.4: Difference between the Average EFW Summary Ratings of High-Income Industrial Countries ■ and Developing Economies ■, 1980–2016



Note: The average EFW summary ratings are derived from the EFW panel dataset. The calculations are for the 102 countries—81 developing and 21 high-income industrial—with continuous data from 1980 to 2016. The following 21 countries are classified as high-income industrial in the World Bank's 1985 classification: Australia, Austria, Belgium, Canada, Denmark, Finland, France, Germany, Iceland, Ireland, Italy, Japan, Luxembourg, Netherlands, New Zealand, Norway, Spain, Sweden, Switzerland, United Kingdom, and the United States.

in developing nations. However, policy uncertainty and growing trade barriers may lead to a self-reinforcing decline in economic freedom as that decline reduces economic growth, potentially and paradoxically strengthening populist calls for the very policies undermining prosperity (see Chapter 3, p. 189, in this edition).

As the economic freedom gap between the high-income developed economies and the developing group shrank, the growth rate of the per-capita GDP of the developing group accelerated and it now exceeds that of high-income countries. At the same time, poverty rates in the developing world are declining rapidly. Xavier Sala-i-Martin of Columbia University and Maxim Pinkovskiy of the Federal Reserve Bank of New York have examined the data on per-capita income levels and poverty rates in great detail. Their research indicates that worldwide income inequality and the poverty rate both declined during the 1980s and 1990s (Sala-i-Martin, 2006; Pinkovskiy and Sala-i-Martin, 2009). Both of these trends—the declining poverty rate in the less developed world and the more rapid growth of per-capita income of developing economies compared to the high-income group—have accelerated since 2000.³

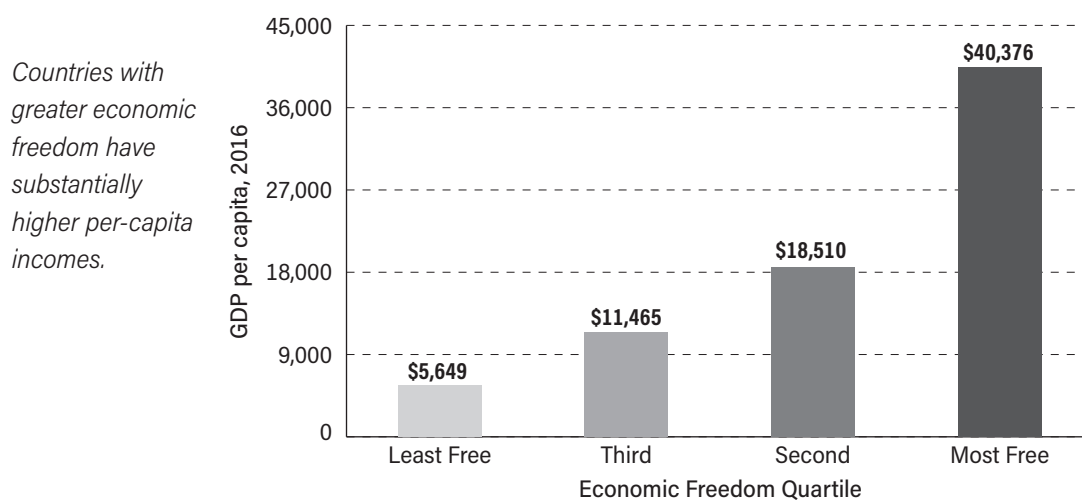
³ See Chapter 1 of *Economic Freedom of the World: 2016 Annual Report* (Gwartney, Lawson, and Hall, 2016) for additional evidence on this point.

Economic freedom and human progress

As is customary, this chapter concludes with some simple graphs illustrating relationships between economic freedom and various other indicators of human and political progress (Exhibits 1.5–1.13). The graphs use the average of the EFW panel dataset for the period from 1990 to 2016, breaking the data into four quartiles ordered from low to high. Because persistence is important and the impact of economic freedom will be felt over a lengthy time period, it is better to use the average rating over a fairly long time span rather than the current rating to observe the impact of economic freedom on performance.

The graphs begin with the data on the relationship between economic freedom and the level of per-capita GDP and economic growth. In recent years, numerous scholarly studies have analyzed these relationships in detail and, almost without exception, have found that countries with higher and improving economic freedom grow more rapidly and achieve higher levels of per capita GDP (Hall and Lawson, 2014). Many of the relationships illustrated in the graphs below reflect the impact of economic freedom as it works through increasing economic growth. In other cases, the observed relationships may reflect the fact that some of the variables that influence economic freedom may also influence political factors like trust, honesty in government, and protection of civil liberties. Thus, we are not necessarily arguing that there is a direct causal relation between economic freedom and the variables considered below. In other words, these graphics are no substitute for real, scholarly investigation that controls for other factors. Nonetheless, we believe that the graphs provide some insights into the contrast between the nature and characteristics of market-oriented economies and those dominated by government regulation and planning. At the very least, these figures suggest potential fruitful areas for future research.

Exhibit 1.5: Economic Freedom and Income per Capita

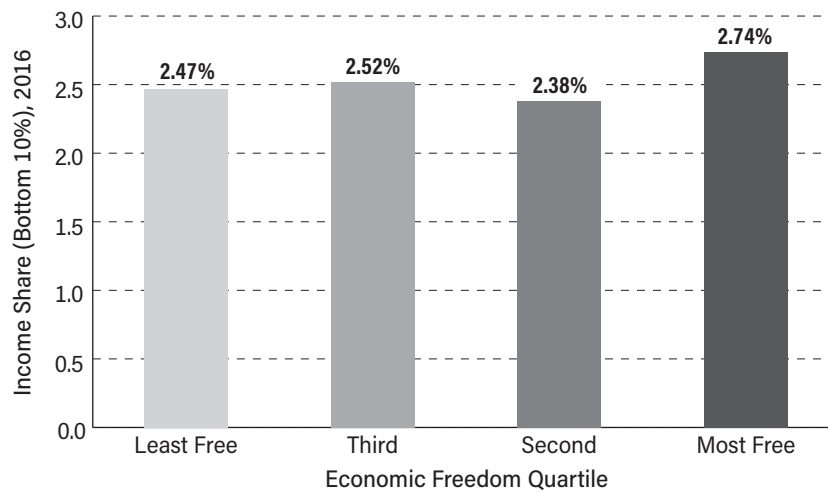


Note: Income = GDP per capita, (PPP constant US\$), 2016.

Sources: Average Economic Freedom Panel Score, 1995–2016; World Bank, 2017, *World Development Indicators*.

Exhibit 1.6: Economic Freedom and the Income Share of the Poorest 10%

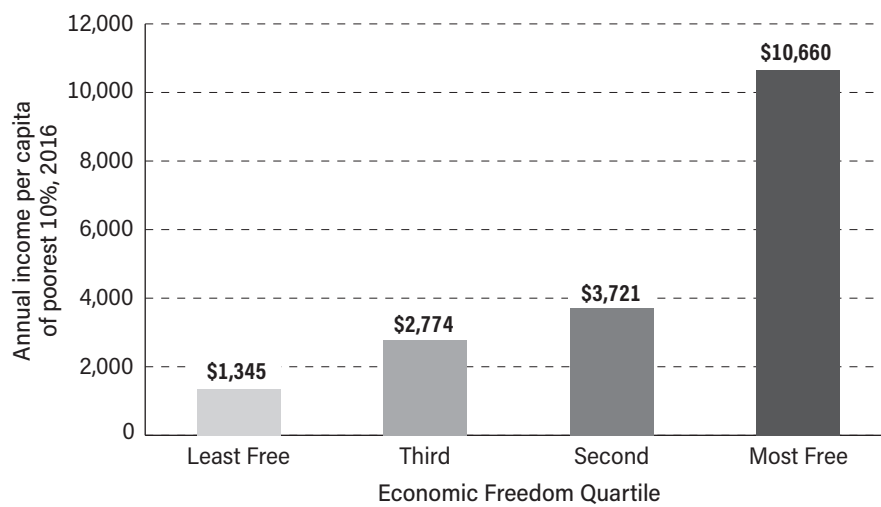
The share of income earned by the poorest 10% of the population is unrelated to economic freedom.



Sources: Average Economic Freedom Panel Score, 1995–2016; World Bank, 2017, *World Development Indicators*.

Exhibit 1.7: Economic Freedom and the Income Earned by the Poorest 10%

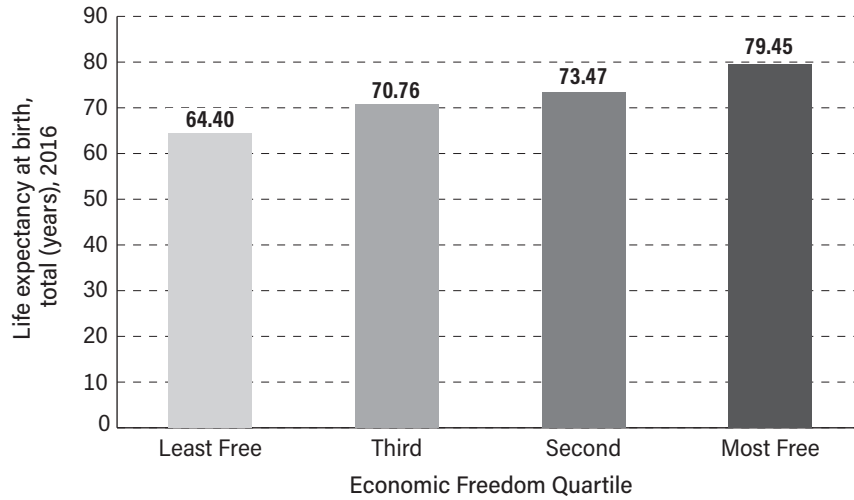
The amount of income, as opposed to the share, earned by the poorest 10% of the population is much higher in countries with higher economic freedom.



Note: Annual income per capita of poorest 10% (PPP constant US\$), 2016
 Sources: Average Economic Freedom Panel Score, 1995–2016; World Bank, 2017, *World Development Indicators*.

Exhibit 1.8: Economic Freedom and Life Expectancy

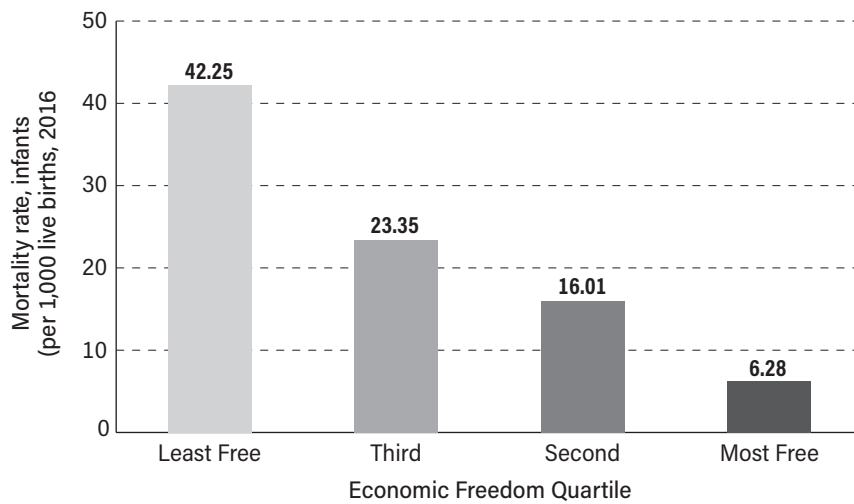
Life expectancy is about 20 years longer in countries with the most economic freedom than in countries with the least.



Sources: Average Economic Freedom Panel Score, 1995–2016; World Bank, 2017, *World Development Indicators*.

Exhibit 1.9: Economic Freedom and Infant Mortality Rate

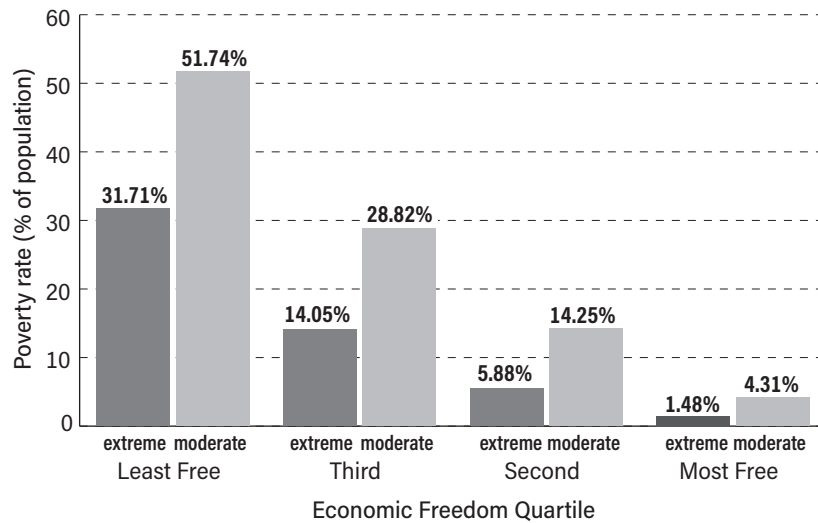
The infant mortality rate is almost seven times higher in nations in the lowest quartile of economic freedom compared to nations in the highest quartile.



Sources: Average Economic Freedom Panel Score, 1995–2016; World Bank, 2017, *World Development Indicators*.

Exhibit 1.10: Economic Freedom and Extreme and Moderate Poverty Rates

Extreme and moderate poverty are lower in countries with more economic freedom.

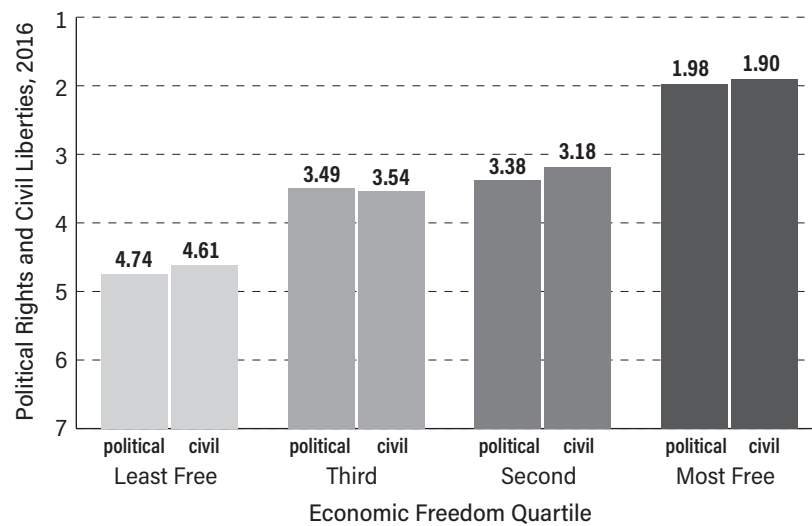


Note: The **extreme** poverty rate is the percentage of a country's population that lives on **\$1.90** per day; the **moderate** poverty rate is the percentage that lives **\$3.20** per day, in 2011 constant PPP-adjusted dollars.

Sources: Average Economic Freedom Panel Score, 1995–2016; World Bank, 2017, *World Development Indicators*; for details, see Connors, 2011.

Exhibit 1.11: Economic Freedom and Political Rights and Civil Liberties

Greater economic freedom is associated with more political rights and civil liberties.

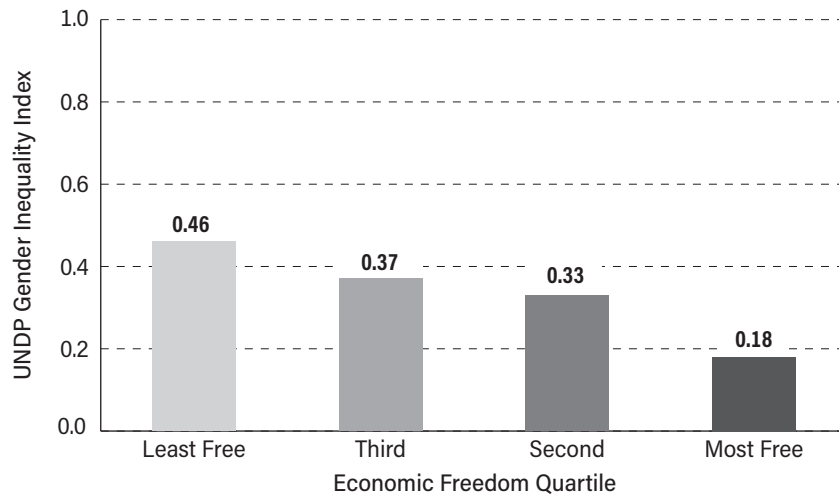


Note: **Political rights** and **civil liberties** are measured on a scale from 1 to 7: 1 = the highest degree of political rights and civil liberties; 7 = the lowest.

Sources: Average Economic Freedom Panel Score, 1995–2016; Freedom House, 2017, *Freedom in the World 2017*.

Exhibit 1.12: Economic Freedom and the UN Gender Inequality Index

Men and women tend to fare equally in countries with greater economic freedom

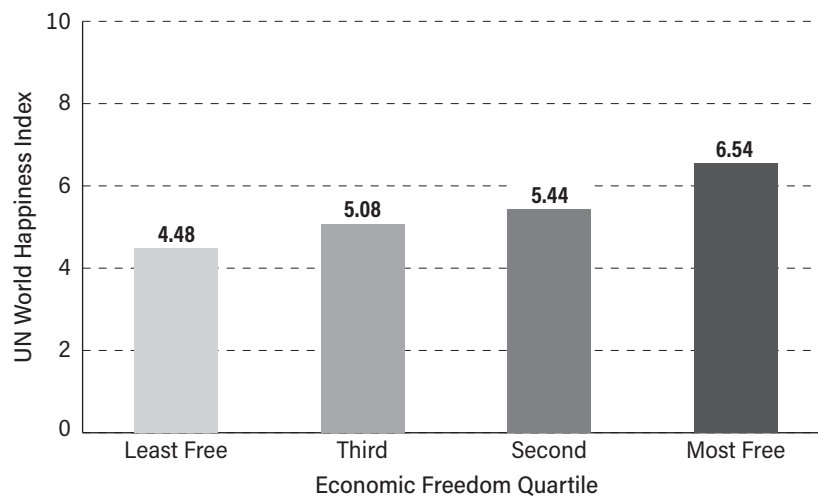


Note: "The Gender Inequality Index (GII) reflects gender-based disadvantage in three dimensions—reproductive health, empowerment and the labour market—for as many countries as data of reasonable quality allow ... It ranges from 0, where women and men fare equally, to 1, where one gender fares as poorly as possible in all measured dimensions." Data is for 2015.

Sources: Average Economic Freedom Panel Score, 1995–2016; United Nations Development Programme, 2016, *Table 5: Gender Inequality Index*.

Exhibit 1.13: Economic Freedom and the UN World Happiness Index

People in countries with greater economic freedom tend to be happier about their lives.



Note: "The rankings are based on answers to the main life evaluation question ... This is called the Cantril ladder: it asks respondents to think of a ladder, with the best possible life for them being a 10, and the worst possible life being a 0. They are then asked to rate their own current lives on that 0 to 10 scale." Data are for 2015.

Sources: Average Economic Freedom Panel Score, 1995–2016; United Nations, 2016, *World Happiness Report 2016 Update*.

References

Block, Walter E., ed. (1991). *Economic Freedom: Toward a Theory of Measurement*. Proceedings of an International Symposium (Volume 2). Fraser Institute.

Connors, Joseph (2011). *Global Poverty: The Role of Economic Freedom, Democracy, and Foreign Aid*. Doctoral dissertation, Department of Economics, Florida State University.

Easton, Stephen T., and Michael A. Walker, eds. (1992). *Rating Global Economic Freedom*. Fraser Institute.

Gwartney, James, Robert Lawson, and Walter Block (1996). *Economic Freedom of the World: 1975-1995*. Fraser Institute.

Gwartney, James, Robert Lawson, and Joshua Hall (2016). *Economic Freedom of the World: 2016 Annual Report*. Fraser Institute.

Hall, Joshua, and Robert Lawson (2014). Economic Freedom of the World: An Accounting of the Literature. *Contemporary Economic Policy* 32, 1: 1–19.

Maddison, Angus (2007). *Contours of the World Economy, 1–2030 AD: Essays in Macro-Economic History*. Oxford University Press.

Pinkovskiy, Maxim, and Xavier Sala-i-Martin (2009). *Parametric Estimations of the World Distribution of Income*. NBER Working Paper 15433. National Bureau of Economic Research.

Sala-i-Martin, Xavier (2006). The World Distribution of Income: Falling Poverty and ... Convergence, Period. *Quarterly Journal of Economics* 121, 2): 351–397.

United Nations (2016). *World Happiness Report 2016 Update*. <<http://worldhappiness.report/ed/2016/>>.

United Nations Development Programme (2016). *Table 5: Gender Inequality Index*. Human Development Reports. <<http://hdr.undp.org/en/composite/GII>>.

Walker, Michael A., ed. (1988). *Freedom, Democracy, and Economic Welfare*. Proceedings of an International Symposium (Volume 1). Fraser Institute.

Chapter 2 Country Data Tables

This chapter presents detailed data on the components used in constructing the EFW index for the 162 jurisdictions included in this edition of the report. For each country for which data were available, we present the overall EFW index rating and the rank of that country for the years 1980, 1990, 2000, 2005, 2010, 2015, and 2016. Like all the ratings in the index, these are values out of 10; 10 is the highest possible rating and zero (0) is the lowest. A higher rating indicates a greater degree of economic freedom. Ratings are also available for many countries for 1970, 1975, 1985, 1995, 2001 to 2004, 2006 to 2009, and 2011 to 2014, but these data are not shown in the tables because of limited space. See <www.fraserinstitute.org/economic-freedom/dataset> for full data.

Reading the tables

The top row shows the country's summary rating for each year and, in parentheses, its overall rank. In the rows below, titles on the left in bold face indicate the five areas of economic freedom that are combined to generate an overall score. The cells to their right give the rating for that area for each year. Underneath each area title are the titles of the components and sub-components that are combined to generate that area's score. In these rows are the scores for each year presented, where data are available. Shown in italic beside some scores are the actual data used to derive that particular component rating. For some countries, data for other components for certain years may be reported even though there were insufficient data to compute area or summary ratings. A more complete description of each component, including the methodology used to calculate the ratings, can be found in the Appendix: Explanatory Notes and Data Sources (pp. 213–226).

Gender Disparity Index

The row titled *Gender Disparity Index* is a composite index that employs 41 variables for 2015 (fewer are available in earlier years) to measure legal discrimination against women and is used to adjust the ratings of Area 2. For details, see Chapter 3: Adjusting for Gender Disparity in Economic Freedom and Why It Matters, pp. 189–211 in *Economic Freedom of the World: 2017 Annual Report*.

For researchers—EFW Panel Dataset

The EFW Panel Dataset is not reported in the following tables but is available on <www.fraserinstitute.org/economic-freedom/dataset>. See chapter 1 (p. 10) for an explanation of the EFW Panel Dataset.

Albania

	1980	1990	2000	2005	2010	2015	2016
	Rating (Rank)	Rating (Rank)	Rating (Rank)	Rating (Rank)	Rating (Rank)	Rating (Rank)	Rating (Rank)
Summary Ratings (Rank)		4.58 (89)	6.53 (73)	6.96 (64)	7.35 (38)	7.53 (34)	7.54 (34)
	Rating (Data)	Rating (Data)	Rating (Data)	Rating (Data)	Rating (Data)	Rating (Data)	Rating (Data)
1. Size of Government		4.19	7.63	8.04	7.74	7.92	7.94
A. Government consumption	7.70 (13.81)	4.87 (23.44)	9.10 (9.07)	8.99 (9.42)	8.09 (12.5)	8.19 (12.17)	8.23 (12.01)
B. Transfers and subsidies		3.51 (24.3)	7.80 (8.57)	9.66 (1.73)	7.39 (10.09)	7.51 (9.64)	7.51 (9.64)
C. Government enterprises and investment			6.00 (26.7)	8.00 (19.45)	7.00 (22.3)	8.00 (15.94)	8.00 (15.94)
D. Top marginal tax rate				5.50	8.50	8.00	8.00
(i) Top marginal income tax rate				9.00 (25)	10.00 (10)	9.00 (23)	9.00 (23)
(ii) Top marginal income and payroll tax rate				2.00 (51)	7.00 (32)	7.00 (34)	7.00 (34)
2. Legal System & Property Rights		5.12	5.40	4.71	5.26	5.00	5.07
A. Judicial independence				2.38	3.29	2.75	2.67
B. Impartial courts			4.31	2.66	4.51	2.97	3.15
C. Protection of property rights		4.60		3.36	4.05	4.23	4.51
D. Military interference in rule of law and politics			6.67	8.33	8.33	8.33	8.33
E. Integrity of the legal system		6.70	3.33	3.68	4.17	4.17	4.17
F. Legal enforcement of contracts			5.17	5.17	5.36	4.39	4.39
G. Regulatory restrictions on sale of real property			8.02	8.06	5.46	6.39	6.49
H. Reliability of police				4.91	5.86	6.72	6.93
I. Business costs of crime				4.64	7.17	6.28	6.22
<i>Gender Disparity Adjustment</i>	0.96	0.96	0.96	0.96	0.96	0.95	0.95
3. Sound Money		6.54	7.40	9.64	9.73	9.59	9.55
A. Money growth			9.57 (2.16)	9.50 (2.5)	9.86 (0.71)	9.29 (3.54)	8.99 (5.07)
B. Standard deviation of inflation		9.62 (0.95)	5.03 (12.43)	9.53 (1.16)	9.75 (0.62)	9.43 (1.43)	9.48 (1.29)
C. Inflation: most recent year		10.00 (0)	9.99 (0.05)	9.53 (2.37)	9.29 (3.55)	9.62 (1.89)	9.74 (1.28)
D. Freedom to own foreign currency bank accounts	0.00	0.00	5.00	10.00	10.00	10.00	10.00
4. Freedom to Trade Internationally			5.88	6.33	7.25	8.11	8.21
A. Tariffs			6.11	8.24	8.45	8.87	8.96
(i) Revenue from trade taxes (% of trade sector)			5.14 (7.29)	8.14 (2.79)	8.57 (2.14)	9.35 (0.97)	9.63 (0.56)
(ii) Mean tariff rate			6.60 (17)	8.74 (6.3)	9.00 (5)	9.24 (3.8)	9.24 (3.8)
(iii) Standard deviation of tariff rates			6.60 (8.5)	7.83 (5.42)	7.78 (5.55)	8.02 (4.94)	8.02 (4.94)
B. Regulatory trade barriers				4.89	6.86	7.42	7.49
(i) Non-tariff trade barriers				4.41	6.28	5.44	5.57
(ii) Compliance cost of importing and exporting				5.36	7.45	9.41	9.41
C. Black-market exchange rates	0.00	0.00	10.00	10.00	10.00	10.00	10.00
D. Controls of the movement of capital and people	0.00	0.00	1.54	2.19	3.68	6.16	6.41
(i) Foreign ownership/investment restrictions				5.02	6.41	5.55	6.31
(ii) Capital controls	0.00	0.00	1.54	1.54	4.62	4.62	4.62
(iii) Freedom of foreigners to visit				0.00	0.00	8.30	8.30
5. Regulation		2.47	6.34	6.10	6.79	7.04	6.91
A. Credit Market regulations		0.00	5.36	7.51	7.04	7.54	7.10
(i) Ownership of banks		0.00	2.00	5.00	5.00	5.00	5.00
(ii) Private sector credit			5.08	8.53	6.12	7.63	7.30
(iii) Interest rate controls / negative real interest rates		0.00	9.00	9.00	10.00	10.00	9.00
B. Labor Market regulations			7.31	5.97	7.14	6.83	6.92
(i) Hiring regulations and minimum wage			5.60	5.60	5.57	5.57	5.57
(ii) Hiring and firing regulations				6.69	6.11	5.03	5.40
(iii) Centralized collective bargaining				7.74	6.86	6.09	6.23
(iv) Hours regulations			8.00	8.00	8.00	8.00	8.00
(v) Mandated cost of worker dismissal			5.64	4.81	6.30	6.30	6.30
(vi) Conscriptation	0.00	0.00	10.00	3.00	10.00	10.00	10.00
C. Business regulations				4.82	6.20	6.73	6.71
(i) Administrative requirements				2.66	5.68	6.08	6.07
(ii) Bureaucracy costs				0.99	6.52	6.00	6.00
(iii) Starting a business			8.21	8.40	9.54	9.73	9.71
(iv) Extra payments/bribes/favoritism				4.94	4.78	4.19	4.05
(v) Licensing restrictions				4.63	4.83	7.32	7.32
(vi) Cost of Tax compliance			7.31	7.31	5.84	7.07	7.07

Algeria

	1980	1990	2000	2005	2010	2015	2016
	Rating (Rank)	Rating (Rank)	Rating (Rank)	Rating (Rank)	Rating (Rank)	Rating (Rank)	Rating (Rank)
Summary Ratings (Rank)	3.79 (91)	3.33 (106)	4.91 (115)	5.63 (126)	5.07 (147)	4.83 (156)	4.99 (159)
	Rating (Data)	Rating (Data)	Rating (Data)	Rating (Data)	Rating (Data)	Rating (Data)	Rating (Data)
1. Size of Government	4.32	4.60	5.65	4.84	3.38	3.48	3.62
A. Government consumption	4.65 (24.19)	5.19 (22.35)	4.53 (24.6)	3.90 (26.74)	1.94 (33.4)	1.61 (34.52)	2.15 (32.69)
B. Transfers and subsidies			8.41 (6.32)	8.63 (5.52)	8.19 (7.14)	7.82 (8.51)	7.82 (8.51)
C. Government enterprises and investment	4.00 (32.5)	4.00 (30.4)	4.00 (37.8)	2.00 (48.4)	0.00 (61.26)	0.00	0.00
D. Top marginal tax rate						4.50	4.50
(i) Top marginal income tax rate						7.00 (35)	7.00 (35)
(ii) Top marginal income and payroll tax rate						2.00 (53)	2.00 (53)
2. Legal System & Property Rights	3.06	2.92	3.02	4.73	3.84	4.55	4.69
A. Judicial independence				4.57	2.54	4.07	4.19
B. Impartial courts			3.84	5.11	3.28	4.16	4.33
C. Protection of property rights	4.00	3.20		5.80	3.47	4.39	4.69
D. Military interference in rule of law and politics			0.00	5.00	5.00	4.17	4.17
E. Integrity of the legal system	3.30	3.30	3.33	5.00	5.00	5.00	5.00
F. Legal enforcement of contracts			4.39	4.39	4.39	4.51	4.51
G. Regulatory restrictions on sale of real property			6.57	6.57	6.76	6.63	6.63
H. Reliability of police				6.89	4.56	6.09	6.14
I. Business costs of crime				4.58	4.94	6.00	6.74
<i>Gender Disparity Adjustment</i>	0.63	0.67	0.67	0.78	0.73	0.82	0.82
3. Sound Money	5.23	4.50	7.00	7.51	7.17	6.85	7.25
A. Money growth	8.35 (8.24)	9.35 (3.25)	7.95 (10.26)	7.84 (10.81)	8.35 (8.25)	7.03 (-14.87)	6.96 (-15.22)
B. Standard deviation of inflation	7.70 (5.75)	5.53 (11.17)	5.14 (12.16)	7.52 (6.2)	6.13 (9.67)	6.34 (9.14)	8.34 (4.15)
C. Inflation: most recent year	4.87 (25.66)	3.12 (34.4)	9.93 (0.34)	9.67 (1.64)	9.22 (3.91)	9.04 (4.78)	8.72 (6.4)
D. Freedom to own foreign currency bank accounts	0.00	0.00	5.00	5.00	5.00	5.00	5.00
4. Freedom to Trade Internationally	2.55	1.69	5.35	5.98	5.79	4.01	4.13
A. Tariffs	7.66	5.08	4.95	6.95	6.91	6.84	6.87
(i) Revenue from trade taxes (% of trade sector)			6.36 (5.46)	8.21 (2.69)	8.61 (2.08)	8.48 (2.28)	8.48 (2.28)
(ii) Mean tariff rate	7.66 (11.7)	5.08 (24.6)	5.08 (24.6)	6.84 (15.8)	6.28 (18.6)	6.24 (18.8)	6.22 (18.9)
(iii) Standard deviation of tariff rates			3.40 (16.5)	5.81 (10.47)	5.83 (10.42)	5.79 (10.53)	5.92 (10.21)
B. Regulatory trade barriers			7.00	6.35	5.89	2.14	2.48
(i) Non-tariff trade barriers				5.16	4.73	4.29	4.96
(ii) Compliance cost of importing and exporting			7.00	7.53	7.05	0.00	0.00
C. Black-market exchange rates	0.00	0.00	7.78	7.93	8.57	5.56	5.56
D. Controls of the movement of capital and people	0.00	0.00	1.67	2.69	1.79	1.49	1.59
(i) Foreign ownership/investment restrictions				6.07	4.27	3.36	3.66
(ii) Capital controls	0.00	0.00	1.67	0.91	0.00	0.00	0.00
(iii) Freedom of foreigners to visit				1.10	1.11	1.11	1.11
5. Regulation		2.93	3.55	5.06	5.16	5.26	5.27
A. Credit Market regulations	0.00	0.87	2.26	4.45	5.67	5.19	5.10
(i) Ownership of banks	0.00	0.00	0.00	0.00	0.00	0.00	0.00
(ii) Private sector credit		1.74	1.78	3.34	10.00	5.57	5.30
(iii) Interest rate controls / negative real interest rates			5.00	10.00	7.00	10.00	10.00
B. Labor Market regulations			4.83	5.16	4.99	4.94	5.03
(i) Hiring regulations and minimum wage			4.40	5.60	5.57	5.57	5.57
(ii) Hiring and firing regulations			4.00	4.35	4.74	3.78	3.90
(iii) Centralized collective bargaining			5.17	5.59	4.91	5.55	5.96
(iv) Hours regulations			6.00	6.00	6.00	6.00	6.00
(v) Mandated cost of worker dismissal			8.42	8.42	7.76	7.76	7.76
(vi) Conscriptation	5.00	1.00	1.00	1.00	1.00	1.00	1.00
C. Business regulations				5.58	4.81	5.66	5.68
(i) Administrative requirements				3.31	2.10	3.75	3.72
(ii) Bureaucracy costs				3.74	3.33	1.56	1.78
(iii) Starting a business			8.86	8.94	8.97	9.24	9.24
(iv) Extra payments/bribes/favoritism				5.66	3.20	3.60	3.77
(v) Licensing restrictions				6.90	6.29	8.80	8.52
(vi) Cost of Tax compliance			4.94	4.94	4.94	7.03	7.03

Angola

	1980	1990	2000	2005	2010	2015	2016
	Rating (Rank)	Rating (Rank)	Rating (Rank)	Rating (Rank)	Rating (Rank)	Rating (Rank)	Rating (Rank)
Summary Ratings (Rank)				3.81 (140)	5.30 (145)	5.44 (148)	5.17 (155)
	Rating (Data)	Rating (Data)	Rating (Data)	Rating (Data)	Rating (Data)	Rating (Data)	Rating (Data)
1. Size of Government				3.72	5.34	6.16	6.50
A. Government consumption				2.59 (31.2)	3.91 (26.7)	6.24 (18.8)	7.60 (14.16)
B. Transfers and subsidies				8.58 (5.71)	7.96 (7.98)	8.89 (4.59)	8.89 (4.59)
C. Government enterprises and investment				0.00 (62.5)	0.00 (79.4)	0.00 (60.89)	0.00 (54.18)
D. Top marginal tax rate					9.50	9.50	9.50
(i) Top marginal income tax rate					10.00 (17)	10.00 (17)	10.00 (17)
(ii) Top marginal income and payroll tax rate					9.00 (25)	9.00 (25)	9.00 (25)
2. Legal System & Property Rights				3.15	3.67	2.96	2.96
A. Judicial independence				3.08	2.36	1.84	1.84
B. Impartial courts				2.92	2.51	1.97	1.97
C. Protection of property rights				4.11	2.85	2.51	2.51
D. Military interference in rule of law and politics				3.33	3.33	3.33	3.33
E. Integrity of the legal system				5.00	5.00	4.17	4.17
F. Legal enforcement of contracts				2.30	2.30	2.30	2.30
G. Regulatory restrictions on sale of real property				1.35	5.47	5.42	5.46
H. Reliability of police				3.84	4.23	3.02	3.02
I. Business costs of crime				2.40	5.62	4.29	4.29
<i>Gender Disparity Adjustment</i>	0.56	1.00	1.00	1.00	0.96	0.85	0.85
3. Sound Money				1.26	5.57	6.89	5.61
A. Money growth				0.00 (53.88)	5.12 (24.41)	9.05 (4.74)	9.39 (3.07)
B. Standard deviation of inflation				0.00 (40.17)	5.06 (12.36)	5.55 (11.14)	4.99 (12.53)
C. Inflation: most recent year				5.05 (24.76)	7.11 (14.47)	7.94 (10.28)	3.05 (34.73)
D. Freedom to own foreign currency bank accounts				0.00	5.00	5.00	5.00
4. Freedom to Trade Internationally				6.22	6.19	5.14	5.26
A. Tariffs				8.39	8.24	6.96	6.99
(i) Revenue from trade taxes (% of trade sector)				9.35 (0.97)	8.89 (1.67)	8.92 (1.62)	8.99 (1.51)
(ii) Mean tariff rate				8.48 (7.6)	8.54 (7.3)	7.72 (11.4)	7.72 (11.4)
(iii) Standard deviation of tariff rates				7.35 (6.62)	7.28 (6.79)	4.25 (14.36)	4.25 (14.36)
B. Regulatory trade barriers				4.02	4.02	1.57	2.02
(i) Non-tariff trade barriers				6.67	4.71	3.13	3.13
(ii) Compliance cost of importing and exporting				1.38	3.33	0.00	0.92
C. Black-market exchange rates				10.00	10.00	10.00	10.00
D. Controls of the movement of capital and people				2.46	2.50	2.04	2.04
(i) Foreign ownership/investment restrictions				5.83	5.20	2.95	2.95
(ii) Capital controls				1.54	2.31	3.08	3.08
(iii) Freedom of foreigners to visit				0.00	0.00	0.11	0.11
5. Regulation				4.70	5.71	6.07	5.52
A. Credit Market regulations				6.67	8.67	8.73	7.06
(i) Ownership of banks				5.00	8.00	8.00	8.00
(ii) Private sector credit				10.00	10.00	9.19	9.19
(iii) Interest rate controls / negative real interest rates				5.00	8.00	9.00	4.00
B. Labor Market regulations				3.99	4.01	4.56	4.56
(i) Hiring regulations and minimum wage				3.30	3.33	8.90	8.90
(ii) Hiring and firing regulations				4.39	4.17	2.66	2.66
(iii) Centralized collective bargaining				7.62	6.28	5.17	5.17
(iv) Hours regulations				4.00	4.00	4.00	4.00
(v) Mandated cost of worker dismissal				4.62	6.26	6.63	6.63
(vi) Conscriptation				0.00	0.00	0.00	0.00
C. Business regulations				3.46	4.47	4.90	4.93
(i) Administrative requirements				2.17	1.76	2.76	2.76
(ii) Bureaucracy costs				0.46	3.48	1.56	1.33
(iii) Starting a business				3.09	6.49	8.56	8.66
(iv) Extra payments/bribes/favoritism				4.88	2.89	2.17	1.95
(v) Licensing restrictions				3.18	5.36	7.61	8.10
(vi) Cost of Tax compliance				6.95	6.84	6.78	6.78

Argentina

	1980	1990	2000	2005	2010	2015	2016
	Rating (Rank)	Rating (Rank)	Rating (Rank)	Rating (Rank)	Rating (Rank)	Rating (Rank)	Rating (Rank)
Summary Ratings (Rank)	4.25 (80)	4.47 (92)	7.34 (37)	5.99 (109)	5.59 (139)	4.98 (153)	4.84 (160)
	Rating (Data)	Rating (Data)	Rating (Data)	Rating (Data)	Rating (Data)	Rating (Data)	Rating (Data)
1. Size of Government	6.10	6.18	7.78	7.56	5.81	5.33	5.35
A. Government consumption	6.91 (16.5)	8.53 (11)	6.88 (16.62)	6.98 (16.26)	6.14 (19.14)	5.29 (22.03)	5.34 (21.86)
B. Transfers and subsidies	7.49 (9.7)	8.17 (7.2)	7.22 (10.69)	8.28 (6.82)	6.12 (14.74)	6.05 (15)	6.05 (15)
C. Government enterprises and investment	4.00 (39.5)	4.00 (30)	10.00 (6.44)	10.00 (11.03)	6.00	6.00	6.00
D. Top marginal tax rate	6.00	4.00	7.00	5.00	5.00	4.00	4.00
(i) Top marginal income tax rate	6.00 (45)	7.00 (35)	8.00 (35)	7.00 (35)	7.00 (35)	7.00 (35)	7.00 (35)
(ii) Top marginal income and payroll tax rate		1.00 (57)	6.00 (36-43)	3.00 (46)	3.00 (49)	1.00 (58)	1.00 (58)
2. Legal System & Property Rights	3.97	5.70	5.24	4.22	4.23	3.82	3.90
A. Judicial independence			3.17	1.96	2.63	3.03	3.69
B. Impartial courts			5.18	2.62	2.61	2.89	2.93
C. Protection of property rights	5.20	5.30	3.72	3.18	2.92	3.66	4.26
D. Military interference in rule of law and politics			6.67	7.22	7.50	7.50	7.50
E. Integrity of the legal system	3.30	8.30	8.33	5.00	4.17	3.33	3.33
F. Legal enforcement of contracts			5.02	5.02	5.02	4.12	3.63
G. Regulatory restrictions on sale of real property			6.74	6.74	6.70	6.86	6.86
H. Reliability of police				3.11	3.17	3.28	3.39
I. Business costs of crime				3.16	4.11	4.15	4.13
<i>Gender Disparity Adjustment</i>	0.89	0.89	0.89	1.00	0.96	0.77	0.77
3. Sound Money	2.50	2.50	9.71	5.44	6.59	6.46	5.61
A. Money growth	0.00 (90.34)	0.00 (441.58)	9.50 (-2.48)	3.33 (33.35)	7.53 (12.34)	5.18 (24.1)	5.23 (23.83)
B. Standard deviation of inflation	0.00 (119.77)	0.00 (1198.84)	9.52 (1.2)	5.37 (11.56)	9.14 (2.16)	5.92 (10.2)	5.22 (11.94)
C. Inflation: most recent year	0.00 (92.02)	0.00 (2064.19)	9.81 (-0.94)	8.07 (9.64)	4.68 (26.6)	4.72 (26.38)	2.00 (40)
D. Freedom to own foreign currency bank accounts	10.00	10.00	10.00	5.00	5.00	10.00	10.00
4. Freedom to Trade Internationally	4.62	4.40	7.62	6.42	6.13	3.73	3.98
A. Tariffs	4.05	3.19	7.47	6.49	5.59	5.82	6.42
(i) Revenue from trade taxes (% of trade sector)	3.67 (9.5)	3.40 (9.9)	7.92 (3.12)	5.58 (6.62)	3.51 (9.73)	4.15 (8.77)	6.06 (5.91)
(ii) Mean tariff rate	4.44 (27.8)	5.90 (20.5)	7.48 (12.6)	7.88 (10.6)	7.48 (12.6)	7.28 (13.6)	7.26 (13.7)
(iii) Standard deviation of tariff rates		0.28 (24.3)	7.00 (7.5)	6.00 (10)	5.77 (10.58)	6.03 (9.93)	5.94 (10.14)
B. Regulatory trade barriers			6.43	5.69	5.33	4.60	4.81
(i) Non-tariff trade barriers			6.18	3.81	2.58	4.04	4.47
(ii) Compliance cost of importing and exporting			6.67	7.57	8.08	5.16	5.16
C. Black-market exchange rates	9.80	10.00	10.00	10.00	10.00	0.00	0.00
D. Controls of the movement of capital and people	0.00	0.00	6.58	3.49	3.59	4.51	4.70
(i) Foreign ownership/investment restrictions			9.31	5.88	5.36	4.78	5.36
(ii) Capital controls	0.00	0.00	3.85	0.00	0.77	0.77	0.77
(iii) Freedom of foreigners to visit				4.60	4.65	7.97	7.97
5. Regulation	4.09	3.58	6.34	6.31	5.21	5.55	5.37
A. Credit Market regulations	4.45	3.70	7.32	8.27	5.24	6.76	5.42
(i) Ownership of banks	5.00	5.00	5.00	5.00	5.00	5.00	5.00
(ii) Private sector credit	8.34	6.09	6.95	9.80	5.72	5.29	4.26
(iii) Interest rate controls / negative real interest rates	0.00	0.00	10.00	10.00	5.00	10.00	7.00
B. Labor Market regulations	3.73	3.46	5.09	5.12	5.36	4.97	5.15
(i) Hiring regulations and minimum wage			4.42	5.60	3.90	1.67	2.77
(ii) Hiring and firing regulations		3.00	5.28	2.50	2.82	2.26	2.19
(iii) Centralized collective bargaining	5.18	5.18	4.83	4.60	2.91	3.35	3.43
(iv) Hours regulations	5.01	4.66	6.01	8.00	10.00	10.00	10.00
(v) Mandated cost of worker dismissal			0.00	0.00	2.52	2.52	2.52
(vi) Conscriptation	1.00	1.00	10.00	10.00	10.00	10.00	10.00
C. Business regulations			6.62	5.54	5.02	4.92	5.54
(i) Administrative requirements			6.78	2.48	2.43	2.05	2.40
(ii) Bureaucracy costs			7.50	7.09	5.30	4.44	6.67
(iii) Starting a business			8.83	8.87	9.04	9.10	9.12
(iv) Extra payments/bribes/favoritism			5.07	4.98	3.20	2.60	3.26
(v) Licensing restrictions				4.91	4.81	5.35	5.25
(vi) Cost of Tax compliance			4.92	4.92	5.35	5.98	6.51

Armenia

	1980	1990	2000	2005	2010	2015	2016
	Rating (Rank)	Rating (Rank)	Rating (Rank)	Rating (Rank)	Rating (Rank)	Rating (Rank)	Rating (Rank)
Summary Ratings (Rank)				7.31 (44)	7.56 (23)	7.59 (29)	7.57 (29)
	Rating (Data)	Rating (Data)	Rating (Data)	Rating (Data)	Rating (Data)	Rating (Data)	Rating (Data)
1. Size of Government				7.75	8.19	7.07	7.00
A. Government consumption				8.16 (12.26)	7.72 (13.75)	7.54 (14.38)	7.26 (15.3)
B. Transfers and subsidies				8.33 (6.62)	8.05 (7.67)	7.75 (8.76)	7.75 (8.76)
C. Government enterprises and investment				6.00	8.00 (18.3)	8.00 (16.59)	8.00 (15.69)
D. Top marginal tax rate				8.50	9.00	5.00	5.00
(i) Top marginal income tax rate				9.00	10.00 (20)	5.00 (36)	5.00 (36)
(ii) Top marginal income and payroll tax rate				8.00	8.00 (26)	5.00 (36)	5.00 (36)
2. Legal System & Property Rights				5.56	5.56	5.78	5.81
A. Judicial independence				2.11	3.01	3.60	3.87
B. Impartial courts				2.97	3.88	4.04	4.20
C. Protection of property rights				5.53	4.62	5.48	5.66
D. Military interference in rule of law and politics				5.83	5.83	5.83	5.83
E. Integrity of the legal system				5.00	5.00	5.00	5.00
F. Legal enforcement of contracts				7.16	5.99	5.20	5.20
G. Regulatory restrictions on sale of real property				9.79	9.77	9.80	9.80
H. Reliability of police				4.63	4.10	5.68	5.71
I. Business costs of crime				7.00	7.82	7.37	7.01
<i>Gender Disparity Adjustment</i>	1.00	1.00	1.00	1.00	1.00	1.00	1.00
3. Sound Money				9.21	9.18	9.48	9.52
A. Money growth				7.56 (12.2)	9.64 (1.82)	9.54 (2.32)	9.08 (4.61)
B. Standard deviation of inflation				9.41 (1.48)	8.72 (3.21)	9.13 (2.16)	9.26 (1.84)
C. Inflation: most recent year				9.87 (0.64)	8.36 (8.18)	9.25 (3.73)	9.75 (-1.27)
D. Freedom to own foreign currency bank accounts				10.00	10.00	10.00	10.00
4. Freedom to Trade Internationally				7.08	7.61	8.24	8.14
A. Tariffs				7.71	8.90	8.76	8.55
(i) Revenue from trade taxes (% of trade sector)				9.37 (0.95)	9.15 (1.28)	9.11 (1.33)	8.87 (1.7)
(ii) Mean tariff rate				9.40 (3)	9.44 (2.8)	8.78 (6.1)	8.76 (6.2)
(iii) Standard deviation of tariff rates				4.36 (14.1)	8.11 (4.73)	8.39 (4.03)	8.02 (4.96)
B. Regulatory trade barriers				5.16	6.60	7.30	7.19
(i) Non-tariff trade barriers				5.31	5.25	6.14	5.92
(ii) Compliance cost of importing and exporting				5.00	7.95	8.47	8.47
C. Black-market exchange rates				10.00	10.00	10.00	10.00
D. Controls of the movement of capital and people				5.44	4.95	6.91	6.83
(i) Foreign ownership/investment restrictions				6.76	5.42	5.33	5.11
(ii) Capital controls				8.46	8.33	5.38	5.38
(iii) Freedom of foreigners to visit				1.10	1.11	10.00	10.00
5. Regulation				6.95	7.24	7.36	7.38
A. Credit Market regulations				9.56	8.83	9.00	9.10
(i) Ownership of banks				10.00	10.00	10.00	10.00
(ii) Private sector credit				9.68	7.50	6.99	7.31
(iii) Interest rate controls / negative real interest rates				9.00	9.00	10.00	10.00
B. Labor Market regulations				6.05	6.55	6.32	6.23
(i) Hiring regulations and minimum wage				6.70	6.67	5.57	5.57
(ii) Hiring and firing regulations				5.15	6.31	6.01	5.77
(iii) Centralized collective bargaining				7.64	7.36	7.37	6.82
(iv) Hours regulations				8.00	10.00	10.00	10.00
(v) Mandated cost of worker dismissal				8.79	8.99	8.99	9.25
(vi) Conscriptation				0.00	0.00	0.00	0.00
C. Business regulations				5.25	6.33	6.78	6.80
(i) Administrative requirements				3.04	4.12	4.57	4.55
(ii) Bureaucracy costs				2.93	6.36	5.78	6.00
(iii) Starting a business				9.36	9.71	9.86	9.85
(iv) Extra payments/bribes/favoritism				5.19	3.85	4.40	4.58
(v) Licensing restrictions				7.47	9.53	9.55	9.32
(vi) Cost of Tax compliance			0.00	3.49	4.40	6.49	6.49

Australia

	1980	1990	2000	2005	2010	2015	2016
	Rating (Rank)	Rating (Rank)	Rating (Rank)	Rating (Rank)	Rating (Rank)	Rating (Rank)	Rating (Rank)
Summary Ratings (Rank)	6.85 (12)	7.73 (10)	8.19 (8)	8.07 (10)	8.02 (5)	8.00 (8)	7.98 (10)
	Rating (Data)	Rating (Data)	Rating (Data)	Rating (Data)	Rating (Data)	Rating (Data)	Rating (Data)
1. Size of Government	5.08	5.35	6.22	6.38	6.67	6.59	6.54
A. Government consumption	4.93 (23.23)	5.20 (22.33)	4.79 (23.7)	4.72 (23.95)	4.36 (25.18)	4.71 (23.99)	4.51 (24.66)
B. Transfers and subsidies	7.38 (10.1)	7.22 (10.7)	7.09 (11.17)	6.80 (12.26)	6.80 (12.23)	6.66 (12.74)	6.66 (12.74)
C. Government enterprises and investment	6.00 (28.4)	6.00 (25.2)	10.00 (13.03)	10.00 (10.62)	10.00 (14.2)	10.00 (12.55)	10.00 (14.43)
D. Top marginal tax rate	2.00	3.00	3.00	4.00	5.50	5.00	5.00
(i) Top marginal income tax rate	2.00 (62)	3.00 (49)	3.00 (47)	4.00 (47)	6.00 (45)	5.00 (47)	5.00 (47)
(ii) Top marginal income and payroll tax rate		3.00 (49)	3.00 (49)	4.00 (49)	5.00 (47)	5.00 (49)	5.00 (49)
2. Legal System & Property Rights	7.26	7.86	8.87	8.48	8.09	7.99	7.92
A. Judicial independence			9.52	8.80	8.53	8.73	8.77
B. Impartial courts			9.69	8.31	6.62	5.94	5.61
C. Protection of property rights	7.00	8.60	8.27	8.97	7.59	8.09	8.00
D. Military interference in rule of law and politics			10.00	10.00	10.00	10.00	10.00
E. Integrity of the legal system	10.00	10.00	10.00	9.79	9.17	9.17	9.17
F. Legal enforcement of contracts			6.23	6.23	6.16	6.16	6.03
G. Regulatory restrictions on sale of real property			8.39	8.33	8.26	8.21	8.21
H. Reliability of police				8.07	8.24	8.76	8.71
I. Business costs of crime				7.82	8.19	6.89	6.79
<i>Gender Disparity Adjustment</i>	1.00	1.00	1.00	1.00	1.00	1.00	1.00
3. Sound Money	9.00	9.15	9.40	9.44	9.47	9.36	9.45
A. Money growth	8.57 (7.17)	8.06 (9.7)	9.19 (4.04)	8.61 (6.94)	9.13 (4.37)	8.82 (5.88)	8.56 (7.18)
B. Standard deviation of inflation	9.40 (1.51)	9.19 (2.02)	9.31 (1.72)	9.68 (0.79)	9.33 (1.67)	8.92 (2.7)	9.50 (1.25)
C. Inflation: most recent year	8.03 (9.84)	9.35 (3.26)	9.10 (4.48)	9.47 (2.67)	9.43 (2.85)	9.70 (1.51)	9.74 (1.28)
D. Freedom to own foreign currency bank accounts	10.00	10.00	10.00	10.00	10.00	10.00	10.00
4. Freedom to Trade Internationally	6.38	8.15	8.31	7.48	7.52	7.60	7.53
A. Tariffs	7.35	6.46	8.43	8.43	8.83	9.02	8.82
(i) Revenue from trade taxes (% of trade sector)	7.60 (3.6)	7.93 (3.1)	9.06 (1.41)	8.97 (1.55)	9.25 (1.13)	9.07 (1.39)	8.58 (2.13)
(ii) Mean tariff rate	7.10 (14.5)	7.16 (14.2)	8.84 (5.8)	9.14 (4.3)	9.44 (2.8)	9.50 (2.5)	9.50 (2.5)
(iii) Standard deviation of tariff rates		4.28 (14.3)	7.40 (6.5)	7.17 (7.07)	7.80 (5.49)	8.50 (3.75)	8.38 (4.05)
B. Regulatory trade barriers			8.70	8.18	8.28	7.46	7.43
(i) Non-tariff trade barriers			8.07	7.44	7.65	6.50	6.43
(ii) Compliance cost of importing and exporting			9.33	8.91	8.91	8.42	8.42
C. Black-market exchange rates	9.80	10.00	10.00	10.00	10.00	10.00	10.00
D. Controls of the movement of capital and people	2.00	8.00	6.11	3.32	2.97	3.92	3.86
(i) Foreign ownership/investment restrictions			9.14	7.57	7.26	7.02	6.85
(ii) Capital controls	2.00	8.00	3.08	2.31	1.54	4.62	4.62
(iii) Freedom of foreigners to visit				0.10	0.11	0.11	0.11
5. Regulation	6.53	8.12	8.12	8.55	8.37	8.46	8.47
A. Credit Market regulations	8.38	9.68	10.00	10.00	9.40	9.58	9.58
(i) Ownership of banks	8.00	10.00	10.00	10.00	10.00	10.00	10.00
(ii) Private sector credit	7.14	9.03	10.00	10.00	8.21	8.75	8.73
(iii) Interest rate controls / negative real interest rates	10.00	10.00	10.00	10.00	10.00	10.00	10.00
B. Labor Market regulations		6.56	6.24	8.36	7.74	7.66	7.70
(i) Hiring regulations and minimum wage			4.55	10.00	8.90	8.90	8.90
(ii) Hiring and firing regulations		4.50	3.08	4.60	4.14	3.56	3.73
(iii) Centralized collective bargaining	5.18	5.18	5.52	5.93	5.44	5.56	5.63
(iv) Hours regulations			4.68	10.00	10.00	10.00	10.00
(v) Mandated cost of worker dismissal			9.63	9.63	7.93	7.93	7.93
(vi) Conscriptation	10.00	10.00	10.00	10.00	10.00	10.00	10.00
C. Business regulations			8.13	7.29	7.98	8.13	8.12
(i) Administrative requirements			6.73	3.49	3.64	3.98	3.81
(ii) Bureaucracy costs			6.20	5.32	9.39	10.00	10.00
(iii) Starting a business			9.91	9.92	9.93	9.91	9.91
(iv) Extra payments/bribes/favoritism			9.01	8.94	7.64	6.97	7.24
(v) Licensing restrictions				7.29	8.50	9.09	8.94
(vi) Cost of Tax compliance			8.80	8.80	8.78	8.82	8.82

Austria

	1980	1990	2000	2005	2010	2015	2016
	Rating (Rank)	Rating (Rank)	Rating (Rank)	Rating (Rank)	Rating (Rank)	Rating (Rank)	Rating (Rank)
Summary Ratings (Rank)	6.45 (18)	6.95 (24)	7.96 (14)	7.85 (14)	7.62 (18)	7.64 (27)	7.58 (27)
	Rating (Data)	Rating (Data)	Rating (Data)	Rating (Data)	Rating (Data)	Rating (Data)	Rating (Data)
1. Size of Government	3.14	3.11	4.77	5.23	4.90	5.07	5.09
A. Government consumption	4.46 (24.82)	4.40 (25.03)	4.16 (25.86)	4.58 (24.44)	4.07 (26.16)	3.69 (27.44)	3.74 (27.27)
B. Transfers and subsidies	4.11 (22.1)	4.03 (22.4)	2.93 (26.44)	2.84 (26.78)	2.02 (29.78)	3.10 (25.82)	3.10 (25.82)
C. Government enterprises and investment	2.00 (44.5)	2.00 (42)	10.00 (10.2)	10.00 (12.68)	10.00 (14.91)	10.00 (12.98)	10.00 (13)
D. Top marginal tax rate	2.00	2.00	2.00	3.50	3.50	3.50	3.50
(i) Top marginal income tax rate	2.00 (62)	4.00 (50)	4.00 (50)	4.00 (50)	4.00 (50)	4.00 (50)	4.00 (55)
(ii) Top marginal income and payroll tax rate		0.00 (62)	0.00 (66)	3.00 (54)	3.00 (54)	3.00 (54)	3.00 (59)
2. Legal System & Property Rights	8.04	8.35	8.76	8.68	8.08	8.02	7.92
A. Judicial independence			9.02	8.15	7.57	7.29	7.65
B. Impartial courts			9.02	8.56	6.51	6.19	5.48
C. Protection of property rights	9.20	10.00	8.65	9.08	8.23	8.19	8.09
D. Military interference in rule of law and politics			10.00	10.00	10.00	10.00	10.00
E. Integrity of the legal system	10.00	10.00	10.00	10.00	10.00	10.00	10.00
F. Legal enforcement of contracts			6.70	6.70	6.38	6.22	6.22
G. Regulatory restrictions on sale of real property			7.92	7.92	8.09	8.10	8.10
H. Reliability of police				8.63	8.21	8.63	8.50
I. Business costs of crime				9.04	7.74	7.51	7.19
<i>Gender Disparity Adjustment</i>	1.00	1.00	1.00	1.00	1.00	1.00	1.00
3. Sound Money	8.40	9.63	9.63	9.55	9.64	9.62	9.43
A. Money growth	9.97 (-0.17)	9.46 (2.69)	9.18 (4.1)	8.77 (6.15)	9.19 (4.06)	8.76 (6.2)	8.03 (9.83)
B. Standard deviation of inflation	9.64 (0.9)	9.75 (0.63)	9.80 (0.5)	9.91 (0.23)	9.74 (0.64)	9.89 (0.28)	9.88 (0.31)
C. Inflation: most recent year	9.00 (5)	9.31 (3.45)	9.53 (2.35)	9.54 (2.3)	9.64 (1.81)	9.82 (0.9)	9.82 (0.89)
D. Freedom to own foreign currency bank accounts	5.00	10.00	10.00	10.00	10.00	10.00	10.00
4. Freedom to Trade Internationally	6.87	7.64	9.11	8.15	7.91	8.12	8.11
A. Tariffs	8.61	7.92	9.18	8.39	8.34	8.36	8.27
(i) Revenue from trade taxes (% of trade sector)	9.53 (0.7)	9.53 (0.7)	9.78 (0.33)	9.59 (0.62)	9.63 (0.55)	9.10 (1.35)	9.00 (1.5)
(ii) Mean tariff rate	7.68 (11.6)	8.26 (8.7)	9.52 (2.4)	9.46 (2.7)	8.98 (5.1)	8.98 (5.1)	8.96 (5.2)
(iii) Standard deviation of tariff rates		5.96 (10.1)	8.24 (4.4)	6.13 (9.67)	6.41 (8.98)	7.00 (7.5)	6.84 (7.9)
B. Regulatory trade barriers			9.15	8.39	7.93	8.18	8.25
(i) Non-tariff trade barriers			8.80	7.84	6.77	6.40	6.54
(ii) Compliance cost of importing and exporting			9.50	8.93	9.08	9.96	9.96
C. Black-market exchange rates	10.00	10.00	10.00	10.00	10.00	10.00	10.00
D. Controls of the movement of capital and people	2.00	5.00	8.11	5.80	5.35	5.95	5.91
(i) Foreign ownership/investment restrictions			9.30	7.93	6.57	7.02	6.90
(ii) Capital controls	2.00	5.00	6.92	3.08	3.08	3.08	3.08
(iii) Freedom of foreigners to visit				6.40	6.42	7.74	7.74
5. Regulation	5.79	6.05	7.54	7.62	7.58	7.39	7.37
A. Credit Market regulations	6.96	7.46	9.75	9.75	8.92	9.13	9.13
(i) Ownership of banks	5.00	5.00	10.00	10.00	8.00	8.00	8.00
(ii) Private sector credit	7.88	7.39	9.24	9.26	8.77	9.38	9.39
(iii) Interest rate controls / negative real interest rates	8.00	10.00	10.00	10.00	10.00	10.00	10.00
B. Labor Market regulations	4.63	4.63	4.85	5.91	6.33	5.55	5.57
(i) Hiring regulations and minimum wage			4.56	8.90	10.00	8.90	8.90
(ii) Hiring and firing regulations		4.82	3.05	4.25	4.26	3.33	3.35
(iii) Centralized collective bargaining	4.49	4.49	3.50	2.77	2.71	2.08	2.14
(iv) Hours regulations	4.40	4.22	5.18	6.70	8.00	6.00	6.00
(v) Mandated cost of worker dismissal			9.81	9.81	10.00	10.00	10.00
(vi) Conscriptation	5.00	5.00	3.00	3.00	3.00	3.00	3.00
C. Business regulations			8.03	7.21	7.49	7.49	7.42
(i) Administrative requirements			7.53	4.27	4.21	4.45	4.15
(ii) Bureaucracy costs			7.43	5.54	8.48	8.89	8.89
(iii) Starting a business			8.83	8.85	8.88	9.28	9.23
(iv) Extra payments/bribes/favoritism			8.27	8.92	7.65	6.46	6.42
(v) Licensing restrictions				7.61	7.65	7.30	7.30
(vi) Cost of Tax compliance			8.09	8.09	8.09	8.53	8.53

Azerbaijan

	1980	1990	2000	2005	2010	2015	2016
	Rating (Rank)	Rating (Rank)	Rating (Rank)	Rating (Rank)	Rating (Rank)	Rating (Rank)	Rating (Rank)
Summary Ratings (Rank)				6.01 (107)	5.97 (128)	6.38 (115)	6.49 (106)
	Rating (Data)	Rating (Data)	Rating (Data)	Rating (Data)	Rating (Data)	Rating (Data)	Rating (Data)
1. Size of Government				5.02	4.34	5.19	5.18
A. Government consumption				6.00 (19.61)	4.12 (26)	6.38 (18.31)	6.32 (18.51)
B. Transfers and subsidies				7.09 (11.19)	8.26 (6.88)	7.88 (8.28)	7.88 (8.28)
C. Government enterprises and investment				2.00	0.00 (65.42)	0.00 (77.11)	0.00 (77.11)
D. Top marginal tax rate				5.00	5.00	6.50	6.50
(i) Top marginal income tax rate				7.00 (35)	7.00 (35)	9.00 (25)	9.00 (25)
(ii) Top marginal income and payroll tax rate				3.00 (49)	3.00 (49)	4.00 (41)	4.00 (41)
2. Legal System & Property Rights				5.65	5.74	5.32	5.65
A. Judicial independence				2.98	4.05	4.44	5.68
B. Impartial courts				3.40	4.23	5.02	5.86
C. Protection of property rights				4.39	4.73	5.40	6.32
D. Military interference in rule of law and politics				6.67	5.83	5.00	5.00
E. Integrity of the legal system				6.04	5.83	5.83	5.83
F. Legal enforcement of contracts				7.33	7.55	7.25	7.25
G. Regulatory restrictions on sale of real property				8.85	9.73	9.77	9.83
H. Reliability of police				5.75	4.64	5.45	6.17
I. Business costs of crime				7.44	7.14	7.58	7.28
<i>Gender Disparity Adjustment</i>	0.92	0.92	0.92	0.92	0.92	0.72	0.72
3. Sound Money				7.25	6.25	7.31	7.51
A. Money growth				8.57 (7.17)	7.01 (14.97)	9.70 (1.5)	9.24 (3.8)
B. Standard deviation of inflation				7.77 (5.58)	4.14 (14.66)	5.36 (11.59)	6.65 (8.38)
C. Inflation: most recent year				7.68 (11.59)	8.87 (5.67)	9.17 (4.17)	9.16 (4.18)
D. Freedom to own foreign currency bank accounts				5.00	5.00	5.00	5.00
4. Freedom to Trade Internationally				5.92	6.48	7.10	7.22
A. Tariffs				6.91	8.13	7.90	7.97
(i) Revenue from trade taxes (% of trade sector)					9.39 (0.92)	8.89 (1.66)	9.03 (1.45)
(ii) Mean tariff rate				7.92 (10.4)	8.22 (8.9)	8.18 (9.1)	8.20 (9)
(iii) Standard deviation of tariff rates				5.89 (10.27)	6.80 (8.01)	6.61 (8.46)	6.69 (8.28)
B. Regulatory trade barriers				3.51	4.47	6.61	6.80
(i) Non-tariff trade barriers				4.38	4.59	5.59	5.96
(ii) Compliance cost of importing and exporting				2.64	4.36	7.64	7.64
C. Black-market exchange rates				10.00	10.00	10.00	10.00
D. Controls of the movement of capital and people				3.25	3.33	3.90	4.09
(i) Foreign ownership/investment restrictions				6.68	5.38	5.66	6.23
(ii) Capital controls				3.08	4.62	4.62	4.62
(iii) Freedom of foreigners to visit				0.00	0.00	1.44	1.44
5. Regulation				6.19	7.04	6.98	6.87
A. Credit Market regulations				7.33	8.00	7.57	7.47
(i) Ownership of banks				5.00	5.00	5.00	5.00
(ii) Private sector credit				7.99	10.00	8.72	8.40
(iii) Interest rate controls / negative real interest rates				9.00	9.00	9.00	9.00
B. Labor Market regulations				6.51	6.69	6.40	6.08
(i) Hiring regulations and minimum wage				6.70	8.33	8.33	8.33
(ii) Hiring and firing regulations				7.78	7.24	5.84	6.14
(iii) Centralized collective bargaining				7.60	7.82	7.45	7.24
(iv) Hours regulations				8.00	8.00	8.00	6.00
(v) Mandated cost of worker dismissal				7.96	7.76	7.76	7.76
(vi) Conscriptation				1.00	1.00	1.00	1.00
C. Business regulations				4.74	6.42	6.96	7.08
(i) Administrative requirements				3.96	4.48	5.52	6.07
(ii) Bureaucracy costs				5.89	6.52	6.44	6.44
(iii) Starting a business				8.27	9.72	9.89	9.84
(iv) Extra payments/bribes/favoritism				4.65	3.46	4.50	5.35
(v) Licensing restrictions				5.67	6.85	7.60	6.96
(vi) Cost of Tax compliance			1.53	0.00	7.48	7.81	7.81

Bahamas

	1980	1990	2000	2005	2010	2015	2016
	Rating (Rank)	Rating (Rank)	Rating (Rank)	Rating (Rank)	Rating (Rank)	Rating (Rank)	Rating (Rank)
Summary Ratings (Rank)	6.28 (22)	6.44 (33)	6.66 (64)	7.38 (37)	7.38 (37)	7.35 (50)	7.34 (49)
	Rating (Data)	Rating (Data)	Rating (Data)	Rating (Data)	Rating (Data)	Rating (Data)	Rating (Data)
1. Size of Government	8.45	8.51	7.79	8.06	8.13	8.30	8.28
A. Government consumption	6.81 (16.85)	7.18 (15.6)	5.18 (22.4)	6.46 (18.04)	6.56 (17.7)	7.17 (15.63)	7.09 (15.91)
B. Transfers and subsidies	10.00 (0.5)	9.86 (1)	8.97 (4.29)	8.78 (4.96)	8.97 (4.28)	9.04 (4.02)	9.04 (4.02)
C. Government enterprises and investment	7.00 (24.2)	7.00 (24.2)	7.00	7.00	7.00	7.00	7.00
D. Top marginal tax rate	10.00	10.00	10.00	10.00	10.00	10.00	10.00
(i) Top marginal income tax rate	10.00 (0)	10.00 (0)	10.00 (0)	10.00 (0)	10.00 (0)	10.00 (0)	10.00 (0)
(ii) Top marginal income and payroll tax rate			10.00 (5-9)	10.00 (5-9)	10.00 (10)	10.00 (9)	10.00 (9)
2. Legal System & Property Rights		5.55	6.18	8.24	6.39	6.80	6.66
A. Judicial independence			5.00				
B. Impartial courts			7.07	7.90	6.80	6.60	6.70
C. Protection of property rights		5.90	3.00				
D. Military interference in rule of law and politics			10.00	10.00	10.00	10.00	10.00
E. Integrity of the legal system		6.70	6.67	7.50	7.50	7.50	6.67
F. Legal enforcement of contracts					5.49	4.70	4.70
G. Regulatory restrictions on sale of real property					3.06	6.15	6.15
H. Reliability of police							
I. Business costs of crime							
<i>Gender Disparity Adjustment</i>	0.95	0.95	0.95	0.95	0.95	0.95	0.95
3. Sound Money	6.25	7.02	6.87	6.82	7.30	6.78	6.89
A. Money growth	8.43 (7.84)	9.38 (3.08)	8.05 (9.74)	8.61 (6.95)	9.93 (0.34)	8.69 (6.57)	8.65 (6.73)
B. Standard deviation of inflation	8.58 (3.54)	9.32 (1.7)	9.64 (0.9)	8.97 (2.57)	9.53 (1.18)	8.81 (2.99)	8.98 (2.56)
C. Inflation: most recent year	8.00 (10.01)	9.37 (3.16)	9.79 (1.04)	9.68 (1.59)	9.73 (1.34)	9.63 (1.87)	9.93 (-0.35)
D. Freedom to own foreign currency bank accounts	0.00	0.00	0.00	0.00	0.00	0.00	0.00
4. Freedom to Trade Internationally	3.44	3.67	4.96	6.34	6.35	6.72	6.69
A. Tariffs	4.32	3.60	3.33	4.26	3.27	3.38	3.25
(i) Revenue from trade taxes (% of trade sector)	4.60 (8.1)	3.60 (9.6)	3.67 (9.5)	4.14 (8.79)	4.04 (8.94)	4.64 (8.04)	4.50 (8.25)
(ii) Mean tariff rate	4.04 (29.8)		3.00 (35)	3.96 (30.2)	2.82 (35.9)	3.22 (33.9)	3.36 (33.2)
(iii) Standard deviation of tariff rates				4.68 (13.29)	2.96 (17.59)	2.27 (19.32)	1.90 (20.25)
B. Regulatory trade barriers					7.76	8.11	8.11
(i) Non-tariff trade barriers							
(ii) Compliance cost of importing and exporting					7.76	8.11	8.11
C. Black-market exchange rates	6.00	7.40	10.00	10.00	10.00	10.00	10.00
D. Controls of the movement of capital and people	0.00	0.00	1.54	4.77	4.37	5.38	5.38
(i) Foreign ownership/investment restrictions							
(ii) Capital controls	0.00	0.00	1.54	1.54	0.77	0.77	0.77
(iii) Freedom of foreigners to visit				8.00	7.97	10.00	10.00
5. Regulation	6.98	7.45	7.51	7.42	8.72	8.17	8.17
A. Credit Market regulations	8.62	9.84	10.00	9.78	9.21	8.62	8.62
(i) Ownership of banks	10.00	10.00	10.00	10.00	10.00	10.00	10.00
(ii) Private sector credit	7.86	9.53	10.00	9.35	7.62	5.87	5.87
(iii) Interest rate controls / negative real interest rates	8.00	10.00	10.00	10.00	10.00	10.00	10.00
B. Labor Market regulations					8.86	8.36	8.36
(i) Hiring regulations and minimum wage					8.90	8.90	8.90
(ii) Hiring and firing regulations							
(iii) Centralized collective bargaining							
(iv) Hours regulations					10.00	8.00	8.00
(v) Mandated cost of worker dismissal					6.55	6.55	6.55
(vi) Conscriptation	10.00	10.00	10.00	10.00	10.00	10.00	10.00
C. Business regulations					8.10	7.52	7.52
(i) Administrative requirements							
(ii) Bureaucracy costs					6.21	5.56	5.56
(iii) Starting a business					8.92	9.17	9.17
(iv) Extra payments/bribes/favoritism							
(v) Licensing restrictions					7.91	7.98	7.98
(vi) Cost of Tax compliance					9.35	7.39	7.39

Bahrain

	1980	1990	2000	2005	2010	2015	2016
	Rating (Rank)	Rating (Rank)	Rating (Rank)	Rating (Rank)	Rating (Rank)	Rating (Rank)	Rating (Rank)
Summary Ratings (Rank)	7.39 (7)	6.62 (29)	7.42 (34)	6.89 (68)	7.47 (29)	7.37 (48)	7.56 (30)
	Rating (Data)	Rating (Data)	Rating (Data)	Rating (Data)	Rating (Data)	Rating (Data)	Rating (Data)
1. Size of Government	7.26	5.91	6.80	6.48	7.04	6.77	8.32
A. Government consumption	3.25 (28.95)	0.00 (43.78)	3.78 (27.15)	2.94 (29.99)	4.74 (23.9)	3.49 (28.14)	3.69 (27.46)
B. Transfers and subsidies	9.81 (1.2)	9.64 (1.8)	9.43 (2.59)	8.99 (4.21)	9.44 (2.56)	9.58 (2.04)	9.58 (2.04)
C. Government enterprises and investment	6.00 (29.8)	4.00 (31.7)	4.00 (31.7)	4.00	4.00	4.00	10.00 (14.06)
D. Top marginal tax rate	10.00	10.00	10.00	10.00	10.00	10.00	10.00
(i) Top marginal income tax rate	10.00 (0)	10.00 (0)	10.00 (0)	10.00 (0)	10.00 (0)	10.00 (0)	10.00 (0)
(ii) Top marginal income and payroll tax rate		10.00 (0)			10.00 (17)	10.00 (17)	10.00 (17)
2. Legal System & Property Rights		4.38	5.03	4.43	5.38	5.27	5.27
A. Judicial independence				4.07	7.18	6.82	6.82
B. Impartial courts			6.30	4.12	6.02	6.23	6.23
C. Protection of property rights		5.90		6.62	7.86	7.44	7.44
D. Military interference in rule of law and politics			5.00	5.00	5.00	5.00	5.00
E. Integrity of the legal system		6.70	8.33	8.33	8.33	7.50	7.50
F. Legal enforcement of contracts					4.79	4.79	4.79
G. Regulatory restrictions on sale of real property					8.53	8.86	8.86
H. Reliability of police				5.70	7.96	7.76	7.76
I. Business costs of crime				6.48	7.31	7.29	7.29
<i>Gender Disparity Adjustment</i>	0.54	0.54	0.54	0.54	0.54	0.54	0.54
3. Sound Money	8.10	8.79	9.12	8.82	8.39	9.18	9.40
A. Money growth	6.38 (18.1)	9.60 (1.99)	9.71 (1.46)	8.40 (7.99)	8.56 (7.2)	9.96 (-0.19)	9.96 (-0.19)
B. Standard deviation of inflation	6.81 (7.98)	6.92 (7.71)	6.91 (7.73)	7.38 (6.54)	5.40 (11.5)	7.13 (7.17)	8.22 (4.46)
C. Inflation: most recent year	9.22 (3.9)	8.63 (6.84)	9.86 (-0.7)	9.48 (2.59)	9.61 (1.96)	9.63 (1.84)	9.44 (2.8)
D. Freedom to own foreign currency bank accounts	10.00	10.00	10.00	10.00	10.00	10.00	10.00
4. Freedom to Trade Internationally	7.13	7.09	8.90	7.65	7.98	7.43	7.40
A. Tariffs	9.39	9.27	9.19	8.37	8.22	8.61	8.52
(i) Revenue from trade taxes (% of trade sector)	9.39 (0.91)	9.27 (1.1)	9.19 (1.21)	8.83 (1.75)	9.42 (0.87)	9.48 (0.78)	9.48 (0.78)
(ii) Mean tariff rate				8.98 (5.1)	8.98 (5.1)	9.06 (4.7)	9.06 (4.7)
(iii) Standard deviation of tariff rates				7.31 (6.73)	6.26 (9.36)	7.29 (6.77)	7.03 (7.43)
B. Regulatory trade barriers			9.50	7.59	8.29	6.30	6.30
(i) Non-tariff trade barriers				7.59	8.28	6.71	6.71
(ii) Compliance cost of importing and exporting			9.50		8.31	5.88	5.88
C. Black-market exchange rates	10.00	10.00	10.00	10.00	10.00	10.00	10.00
D. Controls of the movement of capital and people	2.00	2.00	6.92	4.63	5.40	4.79	4.79
(i) Foreign ownership/investment restrictions				7.14	8.15	7.46	7.46
(ii) Capital controls	2.00	2.00	6.92	6.15	7.50	6.15	6.15
(iii) Freedom of foreigners to visit				0.60	0.55	0.77	0.77
5. Regulation	7.07	6.94	7.26	7.10	8.58	8.23	7.42
A. Credit Market regulations	8.71	8.49	9.34	9.43	8.47	8.43	7.61
(i) Ownership of banks	8.00	8.00	10.00	10.00	10.00	10.00	10.00
(ii) Private sector credit	9.42	7.47	8.01	8.29	8.42	5.28	2.83
(iii) Interest rate controls / negative real interest rates		10.00	10.00	10.00	7.00	10.00	10.00
B. Labor Market regulations				7.03	8.87	8.22	6.62
(i) Hiring regulations and minimum wage					10.00	8.33	8.33
(ii) Hiring and firing regulations				3.25	4.79	5.69	5.69
(iii) Centralized collective bargaining				7.85	8.42	7.70	7.70
(iv) Hours regulations					10.00	8.00	8.00
(v) Mandated cost of worker dismissal					10.00	9.59	0.00
(vi) Conscriptation	10.00	10.00	10.00	10.00	10.00	10.00	10.00
C. Business regulations				4.83	8.39	8.06	8.02
(i) Administrative requirements				4.04	6.45	6.08	6.08
(ii) Bureaucracy costs				2.93	7.73	7.78	8.00
(iii) Starting a business					8.85	9.67	9.68
(iv) Extra payments/bribes/favoritism				7.51	7.72	6.60	6.60
(v) Licensing restrictions					9.98	8.53	8.07
(vi) Cost of Tax compliance					9.60	9.70	9.68

Bangladesh

	1980	1990	2000	2005	2010	2015	2016
	Rating (Rank)	Rating (Rank)	Rating (Rank)	Rating (Rank)	Rating (Rank)	Rating (Rank)	Rating (Rank)
Summary Ratings (Rank)	3.28 (101)	4.45 (93)	5.91 (87)	6.02 (106)	6.35 (109)	6.33 (117)	6.30 (120)
	Rating (Data)	Rating (Data)	Rating (Data)	Rating (Data)	Rating (Data)	Rating (Data)	Rating (Data)
1. Size of Government	4.30	7.00	8.07	8.62	9.09	8.86	8.55
A. Government consumption	9.89 (6.38)	10.00 (4.82)	10.00 (5.6)	9.69 (7.04)	9.79 (6.7)	9.72 (6.94)	9.46 (7.85)
B. Transfers and subsidies			9.28 (3.15)	9.78 (1.29)	9.56 (2.1)	9.72 (1.51)	9.72 (1.51)
C. Government enterprises and investment	2.00 (44.4)	2.00 (47.1)	4.00 (30.03)	6.00 (25.3)	8.00 (17.8)	7.00 (23.61)	7.00 (22.48)
D. Top marginal tax rate	1.00	9.00	9.00	9.00	9.00	9.00	8.00
(i) Top marginal income tax rate	1.00 (60)	9.00 (25)	9.00 (25)	9.00 (25)	9.00 (25)	9.00 (25)	8.00 (30)
(ii) Top marginal income and payroll tax rate		9.00 (25)	9.00 (25)	9.00 (25)	9.00 (25)	9.00 (25)	8.00 (30)
2. Legal System & Property Rights	2.26	2.17	2.28	2.63	3.27	3.02	3.23
A. Judicial independence				2.48	3.70	3.18	3.89
B. Impartial courts			4.22	2.97	3.70	3.04	3.42
C. Protection of property rights	2.20	1.90	2.02	4.70	4.44	4.73	5.08
D. Military interference in rule of law and politics			3.33	4.58	4.17	4.17	4.17
E. Integrity of the legal system	1.70	1.70	3.33	3.33	3.33	3.33	3.33
F. Legal enforcement of contracts			1.15	1.15	1.15	0.94	0.94
G. Regulatory restrictions on sale of real property			1.35	1.61	3.20	3.09	3.12
H. Reliability of police				2.27	3.44	3.48	3.75
I. Business costs of crime				3.52	5.32	4.30	4.73
<i>Gender Disparity Adjustment</i>	0.78	0.78	0.78	0.78	0.81	0.79	0.79
3. Sound Money	4.64	6.95	7.02	6.65	6.48	7.03	6.98
A. Money growth	7.03 (14.86)	9.62 (1.89)	9.07 (4.64)	8.55 (7.24)	8.08 (9.61)	9.83 (0.87)	9.49 (2.55)
B. Standard deviation of inflation	4.23 (14.43)	9.16 (2.1)	9.46 (1.36)	9.45 (1.38)	9.48 (1.3)	9.53 (1.18)	9.55 (1.13)
C. Inflation: most recent year	7.32 (13.39)	9.03 (4.87)	9.56 (2.21)	8.59 (7.04)	8.37 (8.13)	8.76 (6.19)	8.90 (5.51)
D. Freedom to own foreign currency bank accounts	0.00	0.00	0.00	0.00	0.00	0.00	0.00
4. Freedom to Trade Internationally	0.18	0.21	6.00	5.77	6.04	5.99	6.04
A. Tariffs	0.53	0.64	5.19	5.76	6.41	6.64	6.54
(i) Revenue from trade taxes (% of trade sector)	1.07 (13.4)	1.93 (12.1)	5.33 (7)	4.12 (8.82)	5.65 (6.52)	6.53 (5.21)	6.24 (5.64)
(ii) Mean tariff rate	0.00 (99.9)	0.00 (102.2)	5.68 (21.6)	6.64 (16.8)	7.06 (14.7)	7.22 (13.9)	7.22 (13.9)
(iii) Standard deviation of tariff rates		0.00 (50.4)	4.56 (13.6)	6.53 (8.66)	6.53 (8.67)	6.16 (9.59)	6.16 (9.59)
B. Regulatory trade barriers			5.87	4.54	5.72	3.04	3.24
(i) Non-tariff trade barriers			4.73	5.40	5.32	5.91	6.31
(ii) Compliance cost of importing and exporting			7.00	3.67	6.13	0.16	0.16
C. Black-market exchange rates	0.00	0.00	10.00	10.00	10.00	10.00	10.00
D. Controls of the movement of capital and people	0.00	0.00	2.93	2.76	2.00	4.29	4.38
(i) Foreign ownership/investment restrictions			5.86	7.52	6.01	5.24	5.50
(ii) Capital controls	0.00	0.00	0.00	0.77	0.00	0.00	0.00
(iii) Freedom of foreigners to visit				0.00	0.00	7.63	7.63
5. Regulation	5.03	5.91	6.16	6.42	6.88	6.73	6.69
A. Credit Market regulations	3.44	5.76	6.68	8.21	8.26	7.88	7.88
(i) Ownership of banks	0.00	0.00	2.00	5.00	5.00	5.00	5.00
(ii) Private sector credit	4.31	7.28	8.05	9.64	9.79	8.63	8.65
(iii) Interest rate controls / negative real interest rates	6.00	10.00	10.00	10.00	10.00	10.00	10.00
B. Labor Market regulations			6.09	6.76	6.68	7.26	7.22
(i) Hiring regulations and minimum wage			4.60	6.70	5.57	10.00	10.00
(ii) Hiring and firing regulations			4.97	6.00	6.23	5.48	5.28
(iii) Centralized collective bargaining			6.63	7.52	6.94	6.72	6.69
(iv) Hours regulations			10.00	10.00	10.00	10.00	10.00
(v) Mandated cost of worker dismissal			0.36	0.36	1.37	1.37	1.37
(vi) Conscriptation	10.00	10.00	10.00	10.00	10.00	10.00	10.00
C. Business regulations			5.69	4.29	5.70	5.05	4.96
(i) Administrative requirements			7.55	2.40	3.40	3.60	3.83
(ii) Bureaucracy costs			5.73	2.40	5.15	3.78	2.67
(iii) Starting a business			7.74	7.85	9.07	9.23	9.14
(iv) Extra payments/bribes/favoritism			1.91	2.35	2.58	2.02	2.49
(v) Licensing restrictions				5.22	7.36	6.53	6.53
(vi) Cost of Tax compliance			5.52	5.52	6.61	5.12	5.12

Barbados

	1980	1990	2000	2005	2010	2015	2016
Summary Ratings (Rank)	Rating (Rank) 5.72 (33)	Rating (Rank) 5.99 (41)	Rating (Rank) 6.13 (80)	Rating (Rank) 6.31 (93)	Rating (Rank) 6.63 (92)	Rating (Rank) 6.50 (107)	Rating (Rank) 6.43 (111)
	Rating (Data)	Rating (Data)	Rating (Data)	Rating (Data)	Rating (Data)	Rating (Data)	Rating (Data)
1. Size of Government	6.27	6.42	6.85	4.59	5.95	6.40	6.38
A. Government consumption	6.09 (19.28)	4.69 (24.07)	3.91 (26.7)	4.44 (24.92)	5.56 (21.1)	7.65 (14)	7.56 (14.28)
B. Transfers and subsidies	10.00 (0.2)	10.00 (0.5)	10.00 (0)	8.43 (6.28)	6.23 (14.35)	5.97 (15.29)	5.97 (15.29)
C. Government enterprises and investment	8.00 (19)	8.00 (18.3)	10.00 (12)	2.00 (46.87)	7.00 (21.56)	6.00 (29)	6.00 (29)
D. Top marginal tax rate	1.00	3.00	3.50	3.50	5.00	6.00	6.00
(i) Top marginal income tax rate	1.00 (60)	4.00 (50)	5.00 (40)	5.00 (40)	7.00 (35)	6.00 (38)	6.00 (37)
(ii) Top marginal income and payroll tax rate		2.00 (54)	2.00 (53)	2.00 (53)	3.00 (47)	6.00 (38)	6.00 (37)
2. Legal System & Property Rights		5.33	4.87	7.16	7.29	5.76	5.76
A. Judicial independence			5.00	8.12	8.20	6.43	6.43
B. Impartial courts			7.61	7.15	6.26	4.11	4.11
C. Protection of property rights		5.90	3.00	7.35	8.04	6.50	6.50
D. Military interference in rule of law and politics				9.40	9.20	9.80	9.80
E. Integrity of the legal system		6.70					
F. Legal enforcement of contracts						3.80	3.80
G. Regulatory restrictions on sale of real property						6.17	6.17
H. Reliability of police				7.22	8.34	7.50	7.50
I. Business costs of crime				6.64	6.70	4.90	4.90
<i>Gender Disparity Adjustment</i>	0.87	0.87	0.87	0.87	0.87	0.87	0.87
3. Sound Money	5.06	6.67	6.70	6.29	6.58	6.73	6.40
A. Money growth	7.17 (14.16)	9.12 (4.38)	7.89 (10.55)	7.66 (11.68)	9.22 (3.89)	7.85 (10.74)	6.43 (17.83)
B. Standard deviation of inflation	7.59 (6.03)	8.64 (3.39)	9.40 (1.5)	8.70 (3.26)	8.26 (4.36)	9.27 (1.82)	9.20 (1.99)
C. Inflation: most recent year	5.49 (22.56)	8.91 (5.45)	9.51 (2.44)	8.78 (6.08)	8.84 (5.82)	9.79 (-1.06)	9.98 (-0.1)
D. Freedom to own foreign currency bank accounts	0.00	0.00	0.00	0.00	0.00	0.00	0.00
4. Freedom to Trade Internationally	5.11	4.69	5.33	6.66	6.80	7.09	7.09
A. Tariffs	7.53	6.06	6.20	5.63	5.80	7.28	7.28
(i) Revenue from trade taxes (% of trade sector)	7.53 (3.7)	7.60 (3.6)		7.90 (3.16)	8.35 (2.47)	8.35 (2.47)	8.35 (2.47)
(ii) Mean tariff rate			6.20 (19)	7.30 (13.5)	7.30 (13.5)	7.86 (10.7)	7.86 (10.7)
(iii) Standard deviation of tariff rates		4.52 (13.7)		1.68 (20.79)	1.74 (20.66)	5.63 (10.91)	5.63 (5.63)
B. Regulatory trade barriers				5.21	5.79	5.66	5.66
(i) Non-tariff trade barriers				5.21	5.79	6.04	6.04
(ii) Compliance cost of importing and exporting						5.29	5.29
C. Black-market exchange rates	7.80	8.00	9.80	10.00	10.00	10.00	10.00
D. Controls of the movement of capital and people	0.00	0.00	0.00	5.81	5.62	5.42	5.42
(i) Foreign ownership/investment restrictions				7.42	6.85	6.84	6.84
(ii) Capital controls	0.00	0.00	0.00	0.00	0.00	0.00	0.00
(iii) Freedom of foreigners to visit				10.00	10.00	9.40	9.40
5. Regulation	6.45	6.84	6.89	6.86	6.52	6.53	6.52
A. Credit Market regulations	7.19	8.25	8.37	8.34	6.16	6.29	6.29
(i) Ownership of banks	8.00	8.00	8.00	8.00	8.00	8.00	8.00
(ii) Private sector credit	7.58	6.74	7.11	7.02	0.48	0.86	0.86
(iii) Interest rate controls / negative real interest rates	6.00	10.00	10.00	10.00	10.00	10.00	10.00
B. Labor Market regulations				7.21	6.93	7.14	7.14
(i) Hiring regulations and minimum wage						8.90	8.90
(ii) Hiring and firing regulations				5.03	4.85	3.90	3.90
(iii) Centralized collective bargaining				6.61	5.94	6.35	6.35
(iv) Hours regulations						8.00	8.00
(v) Mandated cost of worker dismissal						5.68	5.68
(vi) Conscriptation	10.00	10.00	10.00	10.00	10.00	10.00	10.00
C. Business regulations				5.03	6.48	6.16	6.15
(i) Administrative requirements				4.01	6.13	4.18	4.18
(ii) Bureaucracy costs				3.43	6.06	6.67	6.67
(iii) Starting a business						9.44	9.44
(iv) Extra payments/bribes/favoritism				7.64	7.24	4.35	4.35
(v) Licensing restrictions						5.00	5.00
(vi) Cost of Tax compliance						7.34	7.25

Belarus

	1980	1990	2000	2005	2010	2015	2016
	Rating (Rank)	Rating (Rank)	Rating (Rank)	Rating (Rank)	Rating (Rank)	Rating (Rank)	Rating (Rank)
Summary Ratings (Rank)							6.23 (123)
	Rating (Data)	Rating (Data)	Rating (Data)	Rating (Data)	Rating (Data)	Rating (Data)	Rating (Data)
1. Size of Government							6.76
A. Government consumption							5.09 (22.71)
B. Transfers and subsidies							4.46 (20.83)
C. Government enterprises and investment							10.00 (12.22)
D. Top marginal tax rate							7.50
(i) Top marginal income tax rate							10.00 (13)
(ii) Top marginal income and payroll tax rate							5.00 (36)
2. Legal System & Property Rights							5.53
A. Judicial independence							
B. Impartial courts							4.20
C. Protection of property rights							
D. Military interference in rule of law and politics							5.00
E. Integrity of the legal system							5.83
F. Legal enforcement of contracts							6.97
G. Regulatory restrictions on sale of real property							9.94
H. Reliability of police							
I. Business costs of crime							
<i>Gender Disparity Adjustment</i>							0.73
3. Sound Money							5.33
A. Money growth							8.70 (6.51)
B. Standard deviation of inflation							0.00 (27.04)
C. Inflation: most recent year							7.63 (11.84)
D. Freedom to own foreign currency bank accounts							5.00
4. Freedom to Trade Internationally							7.18
A. Tariffs							7.70
(i) Revenue from trade taxes (% of trade sector)							8.07 (2.9)
(ii) Mean tariff rate							8.56 (7.2)
(iii) Standard deviation of tariff rates							6.49 (8.78)
B. Regulatory trade barriers							9.73
(i) Non-tariff trade barriers							
(ii) Compliance cost of importing and exporting							9.73
C. Black-market exchange rates							10.00
D. Controls of the movement of capital and people							1.27
(i) Foreign ownership/investment restrictions							
(ii) Capital controls							0.77
(iii) Freedom of foreigners to visit							1.77
5. Regulation							6.38
A. Credit Market regulations							3.85
(i) Ownership of banks							2.00
(ii) Private sector credit							4.55
(iii) Interest rate controls / negative real interest rates							5.00
B. Labor Market regulations							7.19
(i) Hiring regulations and minimum wage							10.00
(ii) Hiring and firing regulations							
(iii) Centralized collective bargaining							
(iv) Hours regulations							10.00
(v) Mandated cost of worker dismissal							7.76
(vi) Conscription							1.00
C. Business regulations							8.09
(i) Administrative requirements							
(ii) Bureaucracy costs							5.56
(iii) Starting a business							9.83
(iv) Extra payments/bribes/favoritism							
(v) Licensing restrictions							9.04
(vi) Cost of Tax compliance							7.94

Belgium

	1980	1990	2000	2005	2010	2015	2016
	Rating (Rank)	Rating (Rank)	Rating (Rank)	Rating (Rank)	Rating (Rank)	Rating (Rank)	Rating (Rank)
Summary Ratings (Rank)	7.35 (9)	7.56 (12)	7.76 (19)	7.41 (35)	7.39 (36)	7.43 (43)	7.32 (52)
	Rating (Data)	Rating (Data)	Rating (Data)	Rating (Data)	Rating (Data)	Rating (Data)	Rating (Data)
1. Size of Government	3.62	4.19	4.57	4.34	3.99	3.85	3.88
A. Government consumption	5.43 (21.55)	6.44 (18.1)	3.45 (28.26)	2.95 (29.96)	2.53 (31.39)	2.41 (31.82)	2.49 (31.53)
B. Transfers and subsidies	3.05 (26)	3.32 (25)	3.81 (23.21)	3.39 (24.77)	2.43 (28.29)	2.01 (29.82)	2.01 (29.82)
C. Government enterprises and investment	6.00 (26.8)	6.00 (27)	10.00 (10.43)	10.00 (9.45)	10.00 (9.88)	10.00 (10.11)	10.00 (9.47)
D. Top marginal tax rate	0.00	1.00	1.00	1.00	1.00	1.00	1.00
(i) Top marginal income tax rate	0.00 (76)	2.00 (55-61)	2.00 (58-62.7)	2.00 (50-55)	2.00 (50-55)	2.00 (50-55)	2.00 (50-55)
(ii) Top marginal income and payroll tax rate		0.00 (70)	0.00 (70.8)	0.00 (67-71)	0.00 (68-71)	0.00 (67-70)	0.00 (67-70)
2. Legal System & Property Rights	7.83	8.35	7.20	6.97	6.94	7.25	7.07
A. Judicial independence			7.35	6.98	7.11	7.88	7.68
B. Impartial courts			8.18	6.32	5.22	5.90	5.40
C. Protection of property rights	8.60	10.00	7.57	8.20	7.28	7.89	7.91
D. Military interference in rule of law and politics			10.00	10.00	10.00	10.00	10.00
E. Integrity of the legal system	10.00	10.00	8.33	8.33	8.33	8.33	8.33
F. Legal enforcement of contracts			5.65	5.65	5.58	5.57	5.57
G. Regulatory restrictions on sale of real property			3.30	3.33	4.62	4.77	4.77
H. Reliability of police				7.03	7.70	8.13	7.67
I. Business costs of crime				6.91	7.87	6.82	6.28
<i>Gender Disparity Adjustment</i>	1.00	1.00	1.00	1.00	0.96	1.00	1.00
3. Sound Money	9.58	9.74	9.62	9.53	9.69	9.66	9.38
A. Money growth	9.78 (1.1)	9.97 (0.17)	9.10 (4.48)	8.79 (6.06)	9.35 (3.25)	9.00 (5.01)	8.09 (9.53)
B. Standard deviation of inflation	9.38 (1.56)	9.62 (0.95)	9.89 (0.28)	9.89 (0.28)	9.87 (0.34)	9.77 (0.57)	9.81 (0.48)
C. Inflation: most recent year	9.16 (4.18)	9.37 (3.14)	9.49 (2.54)	9.44 (2.78)	9.56 (2.19)	9.89 (0.56)	9.61 (1.97)
D. Freedom to own foreign currency bank accounts	10.00	10.00	10.00	10.00	10.00	10.00	10.00
4. Freedom to Trade Internationally	9.67	9.49	9.30	8.27	8.19	8.26	8.20
A. Tariffs	9.02	8.46	9.18	8.39	8.34	8.36	8.27
(i) Revenue from trade taxes (% of trade sector)	9.80 (0.3)	9.73 (0.4)	9.78 (0.33)	9.59 (0.62)	9.63 (0.55)	9.10 (1.35)	9.00 (1.5)
(ii) Mean tariff rate	8.24 (8.8)	8.52 (7.4)	9.52 (2.4)	9.46 (2.7)	8.98 (5.1)	8.98 (5.1)	8.96 (5.2)
(iii) Standard deviation of tariff rates		7.12 (7.2)	8.24 (4.4)	6.13 (9.67)	6.41 (8.98)	7.00 (7.5)	6.84 (7.9)
B. Regulatory trade barriers			8.86	8.07	8.34	8.29	8.06
(i) Non-tariff trade barriers			8.22	7.21	7.69	6.62	6.15
(ii) Compliance cost of importing and exporting			9.50	8.93	8.99	9.96	9.96
C. Black-market exchange rates	10.00	10.00	10.00	10.00	10.00	10.00	10.00
D. Controls of the movement of capital and people	10.00	10.00	9.17	6.63	6.09	6.39	6.48
(i) Foreign ownership/investment restrictions			9.87	8.10	7.25	7.58	7.85
(ii) Capital controls	10.00	10.00	8.46	5.38	4.62	3.85	3.85
(iii) Freedom of foreigners to visit				6.40	6.42	7.74	7.74
5. Regulation	6.05	6.02	8.09	7.96	8.12	8.10	8.10
A. Credit Market regulations	8.60	8.40	10.00	9.67	9.60	9.61	9.61
(i) Ownership of banks	10.00	10.00	10.00	10.00	10.00	10.00	10.00
(ii) Private sector credit	5.80	5.21	10.00	9.00	8.81	8.82	8.82
(iii) Interest rate controls / negative real interest rates	10.00	10.00	10.00	10.00	10.00	10.00	10.00
B. Labor Market regulations	3.49	3.63	5.60	6.64	7.38	7.24	7.33
(i) Hiring regulations and minimum wage			5.12	8.90	8.90	8.90	8.90
(ii) Hiring and firing regulations		3.77	3.10	2.59	3.17	3.74	3.65
(iii) Centralized collective bargaining	4.49	4.49	4.17	3.84	4.23	4.79	5.42
(iv) Hours regulations	2.99	3.25	2.67	6.00	8.00	6.00	6.00
(v) Mandated cost of worker dismissal			8.52	8.52	10.00	10.00	10.00
(vi) Conscriptation	3.00	3.00	10.00	10.00	10.00	10.00	10.00
C. Business regulations			8.68	7.57	7.38	7.45	7.37
(i) Administrative requirements			8.20	3.04	2.49	3.73	3.42
(ii) Bureaucracy costs			8.88	7.94	8.33	8.67	8.67
(iii) Starting a business			8.72	9.00	9.76	9.76	9.76
(iv) Extra payments/bribes/favoritism			8.28	8.09	7.37	6.89	6.47
(v) Licensing restrictions				8.04	8.07	7.46	7.46
(vi) Cost of Tax compliance			9.33	9.33	8.25	8.20	8.48

Belize

	1980	1990	2000	2005	2010	2015	2016
	Rating (Rank)	Rating (Rank)	Rating (Rank)	Rating (Rank)	Rating (Rank)	Rating (Rank)	Rating (Rank)
Summary Ratings (Rank)	5.59 (39)	5.90 (45)	6.39 (76)	7.37 (40)	6.52 (100)	6.81 (85)	6.86 (83)
	Rating (Data)	Rating (Data)	Rating (Data)	Rating (Data)	Rating (Data)	Rating (Data)	Rating (Data)
1. Size of Government	5.18	4.86	6.68	7.84	6.98	7.00	7.02
A. Government consumption	6.10 (19.25)	5.62 (20.9)	6.35 (18.42)	6.82 (16.81)	6.21 (18.9)	6.57 (17.66)	6.63 (17.45)
B. Transfers and subsidies	9.43 (2.6)	9.81 (1.2)	9.69 (1.64)	9.69 (1.64)	8.75 (5.1)	8.43 (6.26)	8.43 (6.26)
C. Government enterprises and investment	0.00 (51)	0.00 (55.4)	4.00 (36.1)	7.00 (20.37)	6.00 (29.77)	4.00 (37.43)	4.00 (37.43)
D. Top marginal tax rate		4.00				9.00	9.00
(i) Top marginal income tax rate		4.00 (45)				9.00 (25)	9.00 (25)
(ii) Top marginal income and payroll tax rate							
2. Legal System & Property Rights			6.44	5.36	4.00	5.15	5.14
A. Judicial independence					3.43	8.03	8.03
B. Impartial courts			6.87	5.60	3.48	4.30	4.20
C. Protection of property rights					4.73	7.39	7.39
D. Military interference in rule of law and politics			7.15	7.10	6.30	6.40	6.40
E. Integrity of the legal system							
F. Legal enforcement of contracts				3.33	3.33	3.33	3.33
G. Regulatory restrictions on sale of real property				7.32	7.32	7.29	7.29
H. Reliability of police					3.24	3.33	3.33
I. Business costs of crime					3.03	4.77	4.77
<i>Gender Disparity Adjustment</i>	0.84	0.84	0.84	0.84	0.84	0.84	0.84
3. Sound Money	6.18	7.01	6.65	8.27	7.23	6.90	7.20
A. Money growth	8.50 (7.48)	9.29 (3.53)	8.46 (7.7)	9.74 (-1.28)	9.80 (1.01)	8.22 (8.88)	9.41 (2.94)
B. Standard deviation of inflation	8.50 (3.76)	8.81 (2.98)	8.28 (4.3)	9.07 (2.31)	9.30 (1.74)	9.54 (1.16)	9.55 (1.14)
C. Inflation: most recent year	7.72 (11.4)	9.95 (0.26)	9.88 (0.61)	9.27 (3.64)	9.82 (0.89)	9.82 (-0.89)	9.86 (0.7)
D. Freedom to own foreign currency bank accounts	0.00	0.00	0.00	5.00	0.00	0.00	0.00
4. Freedom to Trade Internationally	4.13	4.27	5.19	6.60	6.36	7.08	7.05
A. Tariffs	4.20	2.80	5.61	6.32	6.48	6.74	6.62
(i) Revenue from trade taxes (% of trade sector)	4.20 (8.7)	2.80 (10.8)	5.61 (6.59)	5.97 (6.04)	6.67 (5)	7.34 (3.99)	7.07 (4.39)
(ii) Mean tariff rate				7.84 (10.8)	7.80 (11)	7.82 (10.9)	7.80 (11)
(iii) Standard deviation of tariff rates				5.16 (12.1)	4.98 (12.54)	5.07 (12.32)	4.98 (12.54)
B. Regulatory trade barriers				7.09	5.49	6.87	6.87
(i) Non-tariff trade barriers					3.90	7.92	7.92
(ii) Compliance cost of importing and exporting				7.09	7.09	5.82	5.82
C. Black-market exchange rates	3.20	5.00	9.20	10.00	10.00	10.00	10.00
D. Controls of the movement of capital and people	5.00	5.00	0.77	2.98	3.45	4.71	4.71
(i) Foreign ownership/investment restrictions					5.16	7.82	7.82
(ii) Capital controls	5.00	5.00	0.77	0.77	0.00	0.00	0.00
(iii) Freedom of foreigners to visit				5.20	5.20	6.31	6.31
5. Regulation	6.87	7.48	6.99	8.77	8.02	7.90	7.88
A. Credit Market regulations	8.11	9.94	8.83	8.43	9.62	9.95	9.95
(i) Ownership of banks		10.00	10.00	10.00	10.00	10.00	10.00
(ii) Private sector credit	8.22	9.82	7.50	5.29	8.85	9.84	9.84
(iii) Interest rate controls / negative real interest rates	8.00	10.00	9.00	10.00	10.00	10.00	10.00
B. Labor Market regulations				9.17	8.20	7.02	7.02
(i) Hiring regulations and minimum wage				8.90	7.77	7.77	7.77
(ii) Hiring and firing regulations					6.03	3.29	3.29
(iii) Centralized collective bargaining					7.12	6.51	6.51
(iv) Hours regulations				10.00	10.00	8.00	8.00
(v) Mandated cost of worker dismissal				7.78	8.27	6.55	6.55
(vi) Conscriptation	10.00	10.00	10.00	10.00	10.00	10.00	10.00
C. Business regulations				8.70	6.26	6.73	6.68
(i) Administrative requirements					3.16	3.04	3.04
(ii) Bureaucracy costs					5.76	4.89	4.89
(iii) Starting a business				7.96	8.05	8.26	8.26
(iv) Extra payments/bribes/favoritism					2.84	6.72	6.72
(v) Licensing restrictions				9.81	9.38	9.14	8.84
(vi) Cost of Tax compliance			8.35	8.35	8.35	8.35	8.35

Benin

	1980	1990	2000	2005	2010	2015	2016
	Rating (Rank)	Rating (Rank)	Rating (Rank)	Rating (Rank)	Rating (Rank)	Rating (Rank)	Rating (Rank)
Summary Ratings (Rank)	4.56 (70)	4.54 (90)	5.25 (109)	6.00 (108)	6.05 (125)	5.78 (134)	5.98 (134)
	Rating (Data)	Rating (Data)	Rating (Data)	Rating (Data)	Rating (Data)	Rating (Data)	Rating (Data)
1. Size of Government	4.67	4.17	4.72	7.00	6.23	5.80	6.18
A. Government consumption	9.35 (8.22)	8.34 (11.66)	7.45 (14.68)	6.99 (16.23)	6.27 (18.67)	5.92 (19.88)	7.46 (14.64)
B. Transfers and subsidies				10.00 (0.2)	9.64 (1.83)	9.77 (1.34)	9.77 (1.34)
C. Government enterprises and investment	0.00 (53.7)	0.00 (55.2)	2.00 (40.31)	4.00 (35.4)	2.00 (43.4)	4.00 (31.77)	4.00 (31.77)
D. Top marginal tax rate					7.00	3.50	3.50
(i) Top marginal income tax rate					7.00 (35)	4.00 (45)	4.00 (45)
(ii) Top marginal income and payroll tax rate						3.00 (46)	3.00 (46)
2. Legal System & Property Rights	2.59	2.45	2.01	3.99	4.21	3.58	3.82
A. Judicial independence				4.59	3.47	3.93	3.35
B. Impartial courts			4.55	4.07	3.93	3.91	4.10
C. Protection of property rights	4.00	3.80		4.39	5.55	4.74	4.99
D. Military interference in rule of law and politics			4.70	7.10	7.10	6.30	6.30
E. Integrity of the legal system	5.80	5.30	4.00				
F. Legal enforcement of contracts			1.07	1.07	1.07	1.07	1.07
G. Regulatory restrictions on sale of real property			3.75	2.73	3.85	3.95	6.58
H. Reliability of police				3.87	6.04	5.13	5.51
I. Business costs of crime				4.06	5.17	5.52	4.98
<i>Gender Disparity Adjustment</i>	0.11	0.11	0.11	1.00	0.86	0.66	0.66
3. Sound Money	6.23	6.57	6.62	6.56	6.80	6.93	7.01
A. Money growth	8.22 (8.91)	9.18 (4.08)	8.05 (9.76)	8.42 (-7.91)	8.73 (6.35)	8.96 (5.2)	9.44 (2.81)
B. Standard deviation of inflation	8.74 (3.15)	8.34 (4.16)	9.26 (1.86)	8.89 (2.79)	8.95 (2.64)	8.84 (2.89)	8.80 (2.99)
C. Inflation: most recent year	7.96 (10.19)	8.78 (6.11)	9.17 (4.17)	8.93 (5.36)	9.54 (2.31)	9.94 (0.32)	9.81 (-0.93)
D. Freedom to own foreign currency bank accounts	0.00	0.00	0.00	0.00	0.00	0.00	0.00
4. Freedom to Trade Internationally	4.18		5.87	5.92	6.10	5.92	6.03
A. Tariffs	2.93		7.60	6.37	6.80	6.81	6.81
(i) Revenue from trade taxes (% of trade sector)	2.93 (10.6)			4.72 (7.92)	5.48 (6.78)	5.84 (6.24)	5.84 (6.24)
(ii) Mean tariff rate			7.60 (12)	7.12 (14.4)	7.62 (11.9)	7.56 (12.2)	7.56 (12.2)
(iii) Standard deviation of tariff rates				7.26 (6.84)	7.29 (6.78)	7.02 (7.44)	7.02 (7.44)
B. Regulatory trade barriers				5.31	5.35	4.41	4.71
(i) Non-tariff trade barriers				5.67	5.05	3.67	4.27
(ii) Compliance cost of importing and exporting				4.94	5.65	5.16	5.16
C. Black-market exchange rates	9.60	9.20	10.00	10.00	10.00	10.00	10.00
D. Controls of the movement of capital and people	0.00	0.00	0.00	1.99	2.24	2.48	2.59
(i) Foreign ownership/investment restrictions				5.97	5.94	4.90	5.22
(ii) Capital controls	0.00	0.00	0.00	0.00	0.77	0.77	0.77
(iii) Freedom of foreigners to visit				0.00	0.00	1.77	1.77
5. Regulation	5.15	4.96	7.04	6.54	6.89	6.68	6.86
A. Credit Market regulations	5.31	6.25	9.42	9.19	10.00	8.43	8.49
(i) Ownership of banks	0.00	2.00	10.00	10.00	10.00	10.00	10.00
(ii) Private sector credit	9.94	8.76	8.84	9.58	10.00	5.28	5.46
(iii) Interest rate controls / negative real interest rates	6.00	8.00		8.00	10.00	10.00	10.00
B. Labor Market regulations			4.67	5.38	5.95	5.73	5.94
(i) Hiring regulations and minimum wage			5.00	6.10	6.10	6.10	6.10
(ii) Hiring and firing regulations				5.70	5.61	4.34	4.97
(iii) Centralized collective bargaining				6.83	7.42	7.38	7.99
(iv) Hours regulations			6.00	6.00	8.00	8.00	8.00
(v) Mandated cost of worker dismissal			6.66	6.66	7.57	7.57	7.57
(vi) Conscriptation		1.00	1.00	1.00	1.00	1.00	1.00
C. Business regulations				5.03	4.73	5.87	6.14
(i) Administrative requirements				2.40	4.12	3.91	3.72
(ii) Bureaucracy costs				6.51	2.73	2.22	4.22
(iii) Starting a business			6.11	5.57	6.58	9.67	9.67
(iv) Extra payments/bribes/favoritism				3.85	3.23	2.98	2.79
(v) Licensing restrictions				4.89	4.76	9.48	9.48
(vi) Cost of Tax compliance			6.97	6.97	6.97	6.97	6.97

Bhutan

	1980	1990	2000	2005	2010	2015	2016
	Rating (Rank)	Rating (Rank)	Rating (Rank)	Rating (Rank)	Rating (Rank)	Rating (Rank)	Rating (Rank)
Summary Ratings (Rank)						7.11 (70)	7.02 (73)
	Rating (Data)	Rating (Data)	Rating (Data)	Rating (Data)	Rating (Data)	Rating (Data)	Rating (Data)
1. Size of Government						7.79	7.46
A. Government consumption					2.94 (30)	4.75 (23.86)	4.45 (24.88)
B. Transfers and subsidies						9.90 (0.87)	9.90 (0.87)
C. Government enterprises and investment						8.00 (16.93)	7.00 (22.39)
D. Top marginal tax rate						8.50	8.50
(i) Top marginal income tax rate						9.00 (25)	9.00 (25)
(ii) Top marginal income and payroll tax rate						8.00 (26)	8.00 (26)
2. Legal System & Property Rights						6.86	6.87
A. Judicial independence						6.36	6.16
B. Impartial courts						5.67	5.32
C. Protection of property rights						6.23	6.71
D. Military interference in rule of law and politics						9.20	9.20
E. Integrity of the legal system							
F. Legal enforcement of contracts						7.37	7.37
G. Regulatory restrictions on sale of real property						6.90	6.90
H. Reliability of police						7.58	7.97
I. Business costs of crime						7.76	7.55
<i>Gender Disparity Adjustment</i>	0.92	0.92	0.92	0.92	0.92	0.92	0.92
3. Sound Money						7.03	6.72
A. Money growth						9.91 (-0.45)	8.67 (6.63)
B. Standard deviation of inflation						9.11 (2.23)	9.09 (2.29)
C. Inflation: most recent year						9.10 (4.52)	9.12 (4.38)
D. Freedom to own foreign currency bank accounts						0.00	0.00
4. Freedom to Trade Internationally						6.27	6.33
A. Tariffs						6.52	6.47
(i) Revenue from trade taxes (% of trade sector)						9.81 (0.28)	9.67 (0.49)
(ii) Mean tariff rate						5.54 (22.3)	5.54 (22.3)
(iii) Standard deviation of tariff rates						4.20 (14.5)	4.20 (14.5)
B. Regulatory trade barriers						7.25	7.43
(i) Non-tariff trade barriers						4.99	5.37
(ii) Compliance cost of importing and exporting						9.50	9.50
C. Black-market exchange rates						10.00	10.00
D. Controls of the movement of capital and people						1.30	1.42
(i) Foreign ownership/investment restrictions						3.58	3.94
(ii) Capital controls						0.00	0.00
(iii) Freedom of foreigners to visit						0.33	0.33
5. Regulation						7.63	7.70
A. Credit Market regulations						7.64	7.77
(i) Ownership of banks						5.00	5.00
(ii) Private sector credit					10.00	8.91	9.30
(iii) Interest rate controls / negative real interest rates						9.00	9.00
B. Labor Market regulations						8.69	8.66
(i) Hiring regulations and minimum wage						10.00	10.00
(ii) Hiring and firing regulations						5.07	5.34
(iii) Centralized collective bargaining						7.06	6.65
(iv) Hours regulations						10.00	10.00
(v) Mandated cost of worker dismissal						10.00	10.00
(vi) Conscription						10.00	10.00
C. Business regulations						6.57	6.67
(i) Administrative requirements						4.47	4.77
(ii) Bureaucracy costs					4.09	2.44	2.44
(iii) Starting a business						9.48	9.57
(iv) Extra payments/bribes/favoritism						5.49	5.74
(v) Licensing restrictions						8.45	8.47
(vi) Cost of Tax compliance						9.05	9.05

Bolivia

	1980	1990	2000	2005	2010	2015	2016
	Rating (Rank)	Rating (Rank)	Rating (Rank)	Rating (Rank)	Rating (Rank)	Rating (Rank)	Rating (Rank)
Summary Ratings (Rank)	4.08 (83)	5.62 (51)	6.97 (49)	6.34 (91)	6.35 (109)	6.05 (126)	6.23 (123)
	Rating (Data)	Rating (Data)	Rating (Data)	Rating (Data)	Rating (Data)	Rating (Data)	Rating (Data)
1. Size of Government	4.86	6.81	7.97	6.14	6.31	6.17	6.16
A. Government consumption	6.75 (17.05)	7.86 (13.27)	7.12 (15.8)	6.03 (19.51)	6.42 (18.17)	5.84 (20.15)	5.81 (20.23)
B. Transfers and subsidies	9.70 (1.6)	9.37 (2.8)	8.76 (5.04)	8.54 (5.86)	8.84 (4.77)	8.84 (4.77)	8.84 (4.77)
C. Government enterprises and investment	0.00 (50.1)	0.00 (60.6)	6.00 (28.3)	0.00 (50.7)	0.00 (57.02)	0.00 (63.24)	0.00 (62.62)
D. Top marginal tax rate	3.00	10.00	10.00	10.00	10.00	10.00	10.00
(i) Top marginal income tax rate	3.00 (48)	10.00 (10)	10.00 (13)	10.00 (13)	10.00 (13)	10.00 (13)	10.00 (13)
(ii) Top marginal income and payroll tax rate		10.00 (16)		10.00 (13)	10.00 (13)	10.00 (13)	10.00 (13)
2. Legal System & Property Rights	2.19	2.99	3.74	3.66	3.86	3.58	3.63
A. Judicial independence			2.17	2.49	3.37	0.96	0.96
B. Impartial courts			3.34	2.48	3.20	1.70	1.70
C. Protection of property rights	1.60	3.90	1.65	3.48	2.80	3.41	3.41
D. Military interference in rule of law and politics			5.00	5.00	5.00	5.00	5.00
E. Integrity of the legal system	1.70	1.70	5.00	5.00	4.17	4.17	4.17
F. Legal enforcement of contracts			3.99	3.99	3.99	3.99	4.49
G. Regulatory restrictions on sale of real property			6.58	6.62	6.68	6.75	6.75
H. Reliability of police				2.17	2.85	2.46	2.46
I. Business costs of crime				3.65	4.77	5.99	5.99
<i>Gender Disparity Adjustment</i>	0.89	0.89	0.89	0.89	0.89	0.87	0.87
3. Sound Money	5.38	5.59	9.32	8.90	8.70	8.73	9.39
A. Money growth	7.19 (14.07)	5.62 (21.92)	9.54 (2.28)	7.69 (11.54)	7.58 (12.1)	8.50 (7.49)	9.97 (0.15)
B. Standard deviation of inflation	3.81 (15.47)	0.00 (85.9)	8.66 (3.36)	9.00 (2.5)	7.72 (5.71)	7.22 (6.95)	8.30 (4.25)
C. Inflation: most recent year	0.54 (47.3)	6.75 (16.26)	9.08 (4.6)	8.92 (5.4)	9.50 (2.5)	9.19 (4.06)	9.28 (3.63)
D. Freedom to own foreign currency bank accounts	10.00	10.00	10.00	10.00	10.00	10.00	10.00
4. Freedom to Trade Internationally	4.13	6.32	8.08	7.28	7.00	6.85	6.99
A. Tariffs	4.80	7.56	8.62	8.84	7.92	7.77	7.75
(i) Revenue from trade taxes (% of trade sector)	4.80 (7.8)	8.47 (2.3)	8.41 (2.38)	9.16 (1.26)	9.24 (1.14)	9.24 (1.14)	9.24 (1.14)
(ii) Mean tariff rate		6.66 (16.7)	8.10 (9.5)	8.56 (7.2)	7.76 (11.2)	7.68 (11.6)	7.66 (11.7)
(iii) Standard deviation of tariff rates			9.36 (1.6)	8.80 (2.99)	6.77 (8.06)	6.38 (9.05)	6.35 (9.13)
B. Regulatory trade barriers			5.91	4.90	5.76	3.41	3.98
(i) Non-tariff trade barriers			4.82	3.90	4.38	4.92	4.92
(ii) Compliance cost of importing and exporting			7.00	5.90	7.14	1.89	3.05
C. Black-market exchange rates	5.60	9.40	10.00	10.00	10.00	10.00	10.00
D. Controls of the movement of capital and people	2.00	2.00	7.78	5.38	4.32	6.22	6.22
(i) Foreign ownership/investment restrictions			8.63	4.91	4.02	4.04	4.04
(ii) Capital controls	2.00	2.00	6.92	6.92	4.62	4.62	4.62
(iii) Freedom of foreigners to visit				4.30	4.31	10.00	10.00
5. Regulation	3.81	6.37	5.76	5.74	5.85	4.95	4.98
A. Credit Market regulations	2.49	9.33	9.21	8.38	9.00	7.63	7.63
(i) Ownership of banks		10.00	10.00	8.00	8.00	8.00	8.00
(ii) Private sector credit	4.97	10.00	9.63	8.14	10.00	4.89	4.89
(iii) Interest rate controls / negative real interest rates	0.00	8.00	8.00	9.00	9.00	10.00	10.00
B. Labor Market regulations			3.94	4.57	4.54	3.95	3.95
(i) Hiring regulations and minimum wage			3.09	2.20	2.23	1.10	1.10
(ii) Hiring and firing regulations			4.90	5.45	4.12	2.01	2.01
(iii) Centralized collective bargaining			7.13	7.50	5.37	5.63	5.63
(iv) Hours regulations			5.51	4.70	8.00	8.00	8.00
(v) Mandated cost of worker dismissal			0.00				
(vi) Conscriptation	3.00	3.00	3.00	3.00	3.00	3.00	3.00
C. Business regulations			4.13	4.26	4.01	3.27	3.35
(i) Administrative requirements			5.50	2.55	3.65	2.54	2.54
(ii) Bureaucracy costs			3.85	4.00	3.18	1.33	1.78
(iii) Starting a business			6.15	6.81	7.44	7.99	7.99
(iv) Extra payments/bribes/favoritism			5.14	4.72	3.05	2.10	2.10
(v) Licensing restrictions				7.51	6.72	5.67	5.66
(vi) Cost of Tax compliance			0.00	0.00	0.00	0.00	0.00

Bosnia & Herzegovina

	1980	1990	2000	2005	2010	2015	2016
	Rating (Rank)	Rating (Rank)	Rating (Rank)	Rating (Rank)	Rating (Rank)	Rating (Rank)	Rating (Rank)
Summary Ratings (Rank)				6.18 (101)	6.63 (92)	6.63 (96)	6.60 (98)
	Rating (Data)	Rating (Data)	Rating (Data)	Rating (Data)	Rating (Data)	Rating (Data)	Rating (Data)
1. Size of Government				5.48	5.53	5.34	5.36
A. Government consumption				5.76 (20.42)	5.64 (20.82)	5.49 (21.34)	5.58 (21.02)
B. Transfers and subsidies				5.65 (16.46)	6.00 (15.19)	5.35 (17.56)	5.35 (17.56)
C. Government enterprises and investment				4.00 (33.18)	4.00 (37.09)	4.00 (32.73)	4.00 (32.73)
D. Top marginal tax rate				6.50	6.50	6.50	6.50
(i) Top marginal income tax rate				10.00 (15)	10.00 (10)	10.00 (10)	10.00 (10)
(ii) Top marginal income and payroll tax rate				3.00 (50)	3.00 (47)	3.00 (47)	3.00 (47)
2. Legal System & Property Rights				3.51	4.49	4.24	4.13
A. Judicial independence				3.54	3.44	3.18	3.08
B. Impartial courts				3.26	3.09	2.77	2.36
C. Protection of property rights				3.26	3.22	3.57	3.63
D. Military interference in rule of law and politics				4.20	4.50	5.10	5.10
E. Integrity of the legal system							
F. Legal enforcement of contracts				3.65	3.53	3.79	3.79
G. Regulatory restrictions on sale of real property				3.36	7.63	7.84	7.84
H. Reliability of police				2.83	5.40	4.92	4.37
I. Business costs of crime				4.51	5.76	5.06	5.17
<i>Gender Disparity Adjustment</i>	0.96	0.96	0.96	0.96	0.96	0.87	0.87
3. Sound Money				8.42	8.27	8.46	8.32
A. Money growth				9.80 (1)	9.88 (0.58)	9.34 (3.29)	8.81 (5.97)
B. Standard deviation of inflation				9.32 (1.7)	8.62 (3.46)	9.68 (0.8)	9.71 (0.73)
C. Inflation: most recent year				9.57 (2.13)	9.56 (2.19)	9.83 (-0.85)	9.75 (-1.25)
D. Freedom to own foreign currency bank accounts				5.00	5.00	5.00	5.00
4. Freedom to Trade Internationally				6.74	7.56	7.78	7.78
A. Tariffs				5.93	8.44	8.57	8.55
(i) Revenue from trade taxes (% of trade sector)				3.89 (9.16)	10.00 (0)	10.00 (0)	9.99 (0.02)
(ii) Mean tariff rate				8.56 (7.2)	8.70 (6.5)	8.74 (6.3)	8.74 (6.3)
(iii) Standard deviation of tariff rates				5.33 (11.66)	6.62 (8.45)	6.98 (7.56)	6.93 (7.69)
B. Regulatory trade barriers				6.22	6.78	7.26	7.17
(i) Non-tariff trade barriers				5.67	5.66	4.93	4.74
(ii) Compliance cost of importing and exporting				6.76	7.91	9.60	9.60
C. Black-market exchange rates				10.00	10.00	10.00	10.00
D. Controls of the movement of capital and people				4.80	5.01	5.28	5.42
(i) Foreign ownership/investment restrictions				5.25	5.12	4.23	4.66
(ii) Capital controls				3.85	4.62	3.08	3.08
(iii) Freedom of foreigners to visit				5.30	5.31	8.52	8.52
5. Regulation				6.77	7.30	7.31	7.41
A. Credit Market regulations				9.33	9.26	9.54	9.56
(i) Ownership of banks				8.00	10.00	10.00	10.00
(ii) Private sector credit				10.00	7.78	8.63	8.68
(iii) Interest rate controls / negative real interest rates				10.00	10.00	10.00	10.00
B. Labor Market regulations				6.09	7.29	7.13	7.40
(i) Hiring regulations and minimum wage				3.30	3.33	4.43	5.57
(ii) Hiring and firing regulations				4.57	5.87	3.76	3.89
(iii) Centralized collective bargaining				7.87	7.03	7.08	7.44
(iv) Hours regulations				8.70	10.00	10.00	10.00
(v) Mandated cost of worker dismissal				7.13	7.51	7.51	7.51
(vi) Conscriptation				5.00	10.00	10.00	10.00
C. Business regulations				4.90	5.35	5.26	5.28
(i) Administrative requirements				1.99	2.97	2.63	2.49
(ii) Bureaucracy costs				6.16	5.30	4.67	5.11
(iii) Starting a business				7.72	8.44	7.73	7.80
(iv) Extra payments/bribes/favoritism				5.22	4.13	3.19	3.15
(v) Licensing restrictions				2.41	5.95	7.97	7.74
(vi) Cost of Tax compliance				5.87	5.27	5.39	5.39

Botswana

	1980	1990	2000	2005	2010	2015	2016
	Rating (Rank)	Rating (Rank)	Rating (Rank)	Rating (Rank)	Rating (Rank)	Rating (Rank)	Rating (Rank)
Summary Ratings (Rank)	5.34 (50)	5.92 (44)	7.44 (33)	7.09 (55)	7.02 (67)	7.35 (50)	7.43 (44)
	Rating (Data)	Rating (Data)	Rating (Data)	Rating (Data)	Rating (Data)	Rating (Data)	Rating (Data)
1. Size of Government	3.62	4.74	4.76	5.54	5.55	5.90	6.70
A. Government consumption	3.68 (27.5)	1.63 (34.45)	0.00 (49.02)	0.00 (43.91)	2.03 (33.1)	3.43 (28.34)	3.64 (27.61)
B. Transfers and subsidies	8.80 (4.9)	8.34 (6.6)	8.04 (7.7)	7.16 (10.91)	7.16 (10.91)	7.16 (10.91)	7.16 (10.91)
C. Government enterprises and investment	2.00 (44.9)	6.00 (26.5)	2.00 (46.2)	6.00 (29.41)	4.00 (38.9)	4.00 (30.06)	7.00 (22.15)
D. Top marginal tax rate	0.00	3.00	9.00	9.00	9.00	9.00	9.00
(i) Top marginal income tax rate	0.00 (75)	3.00 (50)	9.00 (25)	9.00 (25)	9.00 (25)	9.00 (25)	9.00 (25)
(ii) Top marginal income and payroll tax rate		3.00 (50)	9.00 (25)	9.00 (25)	9.00 (25)	9.00 (25)	9.00 (25)
2. Legal System & Property Rights		6.28	6.95	6.53	6.68	6.16	5.95
A. Judicial independence				7.22	7.27	6.11	5.34
B. Impartial courts			6.76	6.57	6.32	5.88	5.42
C. Protection of property rights		5.90		6.43	6.86	6.71	6.81
D. Military interference in rule of law and politics			10.00	10.00	10.00	8.33	8.33
E. Integrity of the legal system		8.30	6.67	6.67	5.83	5.83	5.83
F. Legal enforcement of contracts			3.30	3.30	4.05	3.34	3.07
G. Regulatory restrictions on sale of real property			8.05	8.18	8.05	8.10	7.81
H. Reliability of police				5.22	6.45	6.40	6.06
I. Business costs of crime				5.15	6.41	5.50	5.57
<i>Gender Disparity Adjustment</i>	1.00	1.00	1.00	1.00	0.96	0.97	0.97
3. Sound Money	5.49	5.84	9.09	8.80	8.27	9.08	9.06
A. Money growth	9.32 (3.41)	8.00 (9.98)	9.86 (0.72)	8.55 (-7.27)	8.37 (8.14)	8.06 (9.68)	8.75 (6.23)
B. Standard deviation of inflation	6.44 (8.9)	6.55 (8.62)	8.24 (4.4)	8.40 (4.01)	6.08 (9.8)	8.89 (2.78)	8.23 (4.43)
C. Inflation: most recent year	6.18 (19.08)	8.79 (6.03)	8.28 (8.6)	8.28 (8.61)	8.61 (6.95)	9.39 (3.06)	9.25 (3.77)
D. Freedom to own foreign currency bank accounts	0.00	0.00	10.00	10.00	10.00	10.00	10.00
4. Freedom to Trade Internationally	5.93	6.63	7.94	7.15	7.06	7.72	7.68
A. Tariffs	4.79	6.29	6.84	6.27	5.98	5.92	5.94
(i) Revenue from trade taxes (% of trade sector)	1.47 (12.8)	5.60 (6.6)	5.96 (6.06)	5.96 (6.06)	4.40 (8.4)	3.76 (9.36)	3.76 (9.36)
(ii) Mean tariff rate	8.12 (9.4)	7.80 (11)	8.56 (7.2)	8.02 (9.9)	8.46 (7.7)	8.48 (7.6)	8.48 (7.6)
(iii) Standard deviation of tariff rates		5.48 (11.3)	6.00 (10)	4.82 (12.96)	5.07 (12.32)	5.53 (11.17)	5.59 (11.02)
B. Regulatory trade barriers			8.00	5.52	5.81	7.61	7.51
(i) Non-tariff trade barriers				6.33	6.36	6.03	5.64
(ii) Compliance cost of importing and exporting			8.00	4.71	5.26	9.20	9.39
C. Black-market exchange rates	8.00	8.60	10.00	10.00	10.00	10.00	10.00
D. Controls of the movement of capital and people	5.00	5.00	6.92	6.81	6.46	7.35	7.26
(i) Foreign ownership/investment restrictions				6.90	7.37	6.67	6.39
(ii) Capital controls	5.00	5.00	6.92	6.92	5.38	5.38	5.38
(iii) Freedom of foreigners to visit				6.60	6.64	10.00	10.00
5. Regulation	6.32	6.12	8.46	7.44	7.56	7.88	7.77
A. Credit Market regulations	6.47	6.33	10.00	9.18	8.28	9.19	8.86
(i) Ownership of banks		5.00	10.00	8.00	8.00	8.00	8.00
(ii) Private sector credit	8.95	10.00	10.00	9.55	7.84	9.58	9.57
(iii) Interest rate controls / negative real interest rates	4.00	4.00	10.00	10.00	9.00	10.00	9.00
B. Labor Market regulations			6.91	7.09	7.35	7.52	7.51
(i) Hiring regulations and minimum wage			10.00	10.00	10.00	10.00	10.00
(ii) Hiring and firing regulations			3.33	4.14	4.12	4.76	4.78
(iii) Centralized collective bargaining			6.50	6.72	6.21	6.58	6.50
(iv) Hours regulations			10.00	10.00	10.00	10.00	10.00
(v) Mandated cost of worker dismissal			1.66	1.66	3.78	3.78	3.78
(vi) Conscriptation	10.00	10.00	10.00	10.00	10.00	10.00	10.00
C. Business regulations				6.04	7.05	6.92	6.94
(i) Administrative requirements				3.55	4.71	4.14	4.30
(ii) Bureaucracy costs				3.41	6.67	6.22	6.22
(iii) Starting a business			6.55	6.56	8.03	8.45	8.46
(iv) Extra payments/bribes/favoritism				6.91	6.44	5.14	4.83
(v) Licensing restrictions				7.41	8.19	9.29	9.19
(vi) Cost of Tax compliance			8.43	8.43	8.30	8.30	8.65

Brazil

	1980	1990	2000	2005	2010	2015	2016
	Rating (Rank)	Rating (Rank)	Rating (Rank)	Rating (Rank)	Rating (Rank)	Rating (Rank)	Rating (Rank)
Summary Ratings (Rank)	3.92 (86)	4.23 (98)	5.98 (85)	6.18 (101)	6.46 (103)	5.75 (140)	5.75 (144)
	Rating (Data)	Rating (Data)	Rating (Data)	Rating (Data)	Rating (Data)	Rating (Data)	Rating (Data)
1. Size of Government	5.27	6.07	5.98	6.73	6.99	5.15	5.13
A. Government consumption	8.34 (11.65)	4.55 (24.55)	4.44 (24.9)	4.43 (24.94)	4.71 (24)	4.82 (23.6)	4.71 (23.97)
B. Transfers and subsidies	6.76 (12.4)	7.22 (10.7)	5.96 (15.33)	8.98 (4.24)	7.26 (10.55)	5.79 (15.96)	5.79 (15.96)
C. Government enterprises and investment	2.00 (49.2)	7.00 (24.9)	8.00 (17.8)	8.00 (16.93)	8.00 (19.22)	4.00 (30.46)	4.00 (30.46)
D. Top marginal tax rate	4.00	5.50	5.50	5.50	8.00	6.00	6.00
(i) Top marginal income tax rate	4.00 (55)	9.00 (25)	8.00 (27.5)	8.00 (28)	8.00 (28)	8.00 (28)	8.00 (28)
(ii) Top marginal income and payroll tax rate		2.00 (53)	3.00 (50)	3.00 (50)	8.00 (28)	4.00 (44)	4.00 (44)
2. Legal System & Property Rights	4.56	6.19	5.65	4.69	5.06	4.45	4.58
A. Judicial independence			5.51	3.03	4.56	4.61	5.18
B. Impartial courts			6.18	3.42	4.30	2.90	3.01
C. Protection of property rights	6.40	7.30	5.08	6.02	5.69	5.22	5.52
D. Military interference in rule of law and politics			6.67	6.67	6.67	6.67	6.67
E. Integrity of the legal system	6.70	6.70	3.33	4.17	3.33	3.33	3.33
F. Legal enforcement of contracts			4.67	4.82	4.00	3.74	3.66
G. Regulatory restrictions on sale of real property			8.09	8.19	8.51	8.39	8.35
H. Reliability of police				3.11	5.42	4.04	4.30
I. Business costs of crime				2.76	3.97	2.77	2.81
<i>Gender Disparity Adjustment</i>	0.56	1.00	1.00	1.00	0.96	0.92	0.92
3. Sound Money	1.66	0.00	6.14	7.64	7.97	7.97	7.97
A. Money growth	3.26 (33.71)	0.00 (458.38)	8.07 (9.63)	7.92 (10.39)	8.55 (7.27)	9.06 (4.7)	9.10 (4.48)
B. Standard deviation of inflation	3.37 (16.57)	0.00 (878.93)	7.88 (5.29)	9.02 (2.45)	9.33 (1.67)	9.61 (0.98)	9.53 (1.17)
C. Inflation: most recent year	0.00 (87.47)	0.00 (2509.47)	8.59 (7.04)	8.63 (6.87)	8.99 (5.04)	8.19 (9.03)	8.25 (8.74)
D. Freedom to own foreign currency bank accounts	0.00	0.00	0.00	5.00	5.00	5.00	5.00
4. Freedom to Trade Internationally	3.24	4.28	6.63	7.15	7.15	6.90	7.00
A. Tariffs	3.33	4.84	7.18	7.20	7.20	7.22	7.26
(i) Revenue from trade taxes (% of trade sector)	3.33 (10)	7.53 (3.7)	7.21 (4.18)	7.21 (4.18)	8.29 (2.57)	8.25 (2.62)	8.37 (2.44)
(ii) Mean tariff rate		4.00 (30)	7.12 (14.4)	7.54 (12.3)	7.26 (13.7)	7.30 (13.5)	7.30 (13.5)
(iii) Standard deviation of tariff rates		3.00 (17.5)	7.20 (7)	6.85 (7.87)	6.05 (9.86)	6.11 (9.72)	6.11 (9.72)
B. Regulatory trade barriers			5.18	6.14	6.48	5.14	5.51
(i) Non-tariff trade barriers			4.02	5.12	4.95	4.46	4.00
(ii) Compliance cost of importing and exporting			6.33	7.16	8.01	5.83	7.02
C. Black-market exchange rates	6.40	8.00	10.00	9.04	9.78	10.00	10.00
D. Controls of the movement of capital and people	0.00	0.00	4.17	6.21	5.12	5.24	5.23
(i) Foreign ownership/investment restrictions			7.56	6.16	5.99	5.23	5.20
(ii) Capital controls	0.00	0.00	0.77	6.15	3.08	2.31	2.31
(iii) Freedom of foreigners to visit				6.30	6.31	8.19	8.19
5. Regulation	4.89	4.59	5.51	4.67	5.15	4.30	4.09
A. Credit Market regulations	5.26	4.40	6.23	5.98	7.05	5.23	4.54
(i) Ownership of banks	5.00	5.00	5.00	5.00	5.00	5.00	5.00
(ii) Private sector credit	6.79	8.21	8.69	7.93	9.16	3.70	3.62
(iii) Interest rate controls / negative real interest rates	4.00	0.00	5.00	5.00	7.00	7.00	5.00
B. Labor Market regulations		4.78	4.83	3.84	4.50	4.18	4.15
(i) Hiring regulations and minimum wage			3.46	2.20	2.23	2.23	2.23
(ii) Hiring and firing regulations		6.18	5.25	2.85	3.19	1.54	1.34
(iii) Centralized collective bargaining	5.18	5.18	5.52	5.25	5.46	5.15	5.20
(iv) Hours regulations			6.01	4.00	6.00	6.00	6.00
(v) Mandated cost of worker dismissal			5.74	5.74	7.13	7.13	7.13
(vi) Conscriptation	3.00	3.00	3.00	3.00	3.00	3.00	3.00
C. Business regulations			5.47	4.20	3.90	3.48	3.59
(i) Administrative requirements			7.70	1.46	1.74	1.14	1.12
(ii) Bureaucracy costs			7.38	5.26	5.45	4.67	5.11
(iii) Starting a business			6.54	6.56	6.61	7.40	7.40
(iv) Extra payments/bribes/favoritism			5.73	6.28	4.69	2.68	2.91
(v) Licensing restrictions				5.65	4.93	5.00	5.00
(vi) Cost of Tax compliance			0.00	0.00	0.00	0.00	0.00

Brunei Darussalam

	1980	1990	2000	2005	2010	2015	2016
	Rating (Rank)	Rating (Rank)	Rating (Rank)	Rating (Rank)	Rating (Rank)	Rating (Rank)	Rating (Rank)
Summary Ratings (Rank)					7.07 (63)	6.77 (88)	6.93 (77)
	Rating (Data)	Rating (Data)	Rating (Data)	Rating (Data)	Rating (Data)	Rating (Data)	Rating (Data)
1. Size of Government					5.00	5.00	5.00
A. Government consumption					0.00 (49.2)	0.00 (55.88)	0.00 (55.35)
B. Transfers and subsidies							
C. Government enterprises and investment							
D. Top marginal tax rate					10.00	10.00	10.00
(i) Top marginal income tax rate					10.00 (0)	10.00 (0)	10.00 (0)
(ii) Top marginal income and payroll tax rate					10.00 (8.5)	10.00 (7)	10.00 (7)
2. Legal System & Property Rights					5.85	5.24	5.35
A. Judicial independence					6.28	5.10	5.15
B. Impartial courts					5.28	3.49	3.52
C. Protection of property rights					6.06	5.45	5.66
D. Military interference in rule of law and politics					8.33	8.33	8.33
E. Integrity of the legal system					8.33	8.33	8.33
F. Legal enforcement of contracts					4.17	4.17	4.17
G. Regulatory restrictions on sale of real property					4.80	4.80	4.80
H. Reliability of police					7.01	6.15	6.56
I. Business costs of crime					8.38	6.71	7.16
<i>Gender Disparity Adjustment</i>	0.79	0.79	0.79	0.79	0.79	0.79	0.79
3. Sound Money					8.31	8.51	8.80
A. Money growth					8.86 (-5.68)	9.69 (1.57)	9.50 (2.51)
B. Standard deviation of inflation					4.45 (13.87)	4.42 (13.95)	5.84 (10.41)
C. Inflation: most recent year					9.93 (0.36)	9.92 (0.42)	9.85 (-0.73)
D. Freedom to own foreign currency bank accounts					10.00	10.00	10.00
4. Freedom to Trade Internationally					7.73	6.99	7.05
A. Tariffs					8.70	9.24	9.26
(i) Revenue from trade taxes (% of trade sector)							
(ii) Mean tariff rate					9.50 (2.5)	9.76 (1.2)	9.76 (1.2)
(iii) Standard deviation of tariff rates					7.89 (5.28)	8.73 (3.18)	8.76 (3.11)
B. Regulatory trade barriers					6.87	3.58	3.76
(i) Non-tariff trade barriers					6.11	4.94	5.19
(ii) Compliance cost of importing and exporting					7.63	2.22	2.34
C. Black-market exchange rates					10.00	10.00	10.00
D. Controls of the movement of capital and people					5.34	5.13	5.20
(i) Foreign ownership/investment restrictions					5.89	4.91	5.13
(ii) Capital controls					6.15	6.15	6.15
(iii) Freedom of foreigners to visit					3.98	4.31	4.31
5. Regulation					8.46	8.14	8.44
A. Credit Market regulations					9.30	8.30	9.13
(i) Ownership of banks							
(ii) Private sector credit					9.60	6.60	8.26
(iii) Interest rate controls / negative real interest rates					9.00	10.00	10.00
B. Labor Market regulations					9.01	8.69	8.69
(i) Hiring regulations and minimum wage					10.00	10.00	10.00
(ii) Hiring and firing regulations					6.07	4.55	4.70
(iii) Centralized collective bargaining					7.98	7.62	7.42
(iv) Hours regulations					10.00	10.00	10.00
(v) Mandated cost of worker dismissal					10.00	10.00	10.00
(vi) Conscription					10.00	10.00	10.00
C. Business regulations					7.06	7.43	7.51
(i) Administrative requirements					4.60	3.85	3.98
(ii) Bureaucracy costs					7.12	6.89	6.89
(iii) Starting a business					6.64	9.52	9.59
(iv) Extra payments/bribes/favoritism					6.82	5.46	5.78
(v) Licensing restrictions					8.25	9.69	9.56
(vi) Cost of Tax compliance					8.92	9.14	9.28

Bulgaria

	1980	1990	2000	2005	2010	2015	2016
	Rating (Rank)	Rating (Rank)	Rating (Rank)	Rating (Rank)	Rating (Rank)	Rating (Rank)	Rating (Rank)
Summary Ratings (Rank)		4.17 (99)	5.55 (105)	6.95 (65)	7.30 (46)	7.40 (46)	7.41 (46)
	Rating (Data)	Rating (Data)	Rating (Data)	Rating (Data)	Rating (Data)	Rating (Data)	Rating (Data)
1. Size of Government		2.54	4.51	6.30	6.46	7.02	7.02
A. Government consumption	9.04 (9.26)	4.91 (23.31)	5.24 (22.2)	5.60 (20.96)	5.73 (20.53)	5.73 (20.51)	5.75 (20.46)
B. Transfers and subsidies		2.72 (27.2)	5.81 (15.9)	5.60 (16.63)	5.61 (16.63)	5.85 (15.74)	5.85 (15.74)
C. Government enterprises and investment		0.00 (96.4)	4.00 (38.95)	8.00 (19.02)	7.00 (22.68)	8.00 (15.41)	8.00 (15.41)
D. Top marginal tax rate			3.00	6.00	7.50	8.50	8.50
(i) Top marginal income tax rate			5.00 (38)	9.00 (24)	10.00 (10)	10.00 (10)	10.00 (10)
(ii) Top marginal income and payroll tax rate			1.00 (56)	3.00 (50)	5.00 (38)	7.00 (34)	7.00 (34)
2. Legal System & Property Rights		7.25	5.81	4.98	4.89	4.88	4.83
A. Judicial independence			4.18	2.51	3.23	3.37	3.33
B. Impartial courts			4.51	2.55	2.91	3.61	3.33
C. Protection of property rights		8.60	3.35	4.58	3.82	4.48	4.18
D. Military interference in rule of law and politics			8.33	8.33	8.33	8.33	8.33
E. Integrity of the legal system		8.30	6.67	6.67	4.17	5.00	5.00
F. Legal enforcement of contracts			4.77	4.77	4.77	4.77	5.08
G. Regulatory restrictions on sale of real property			8.85	8.88	8.73	8.84	8.69
H. Reliability of police				2.90	3.99	4.21	4.26
I. Business costs of crime				3.64	4.94	5.00	4.90
<i>Gender Disparity Adjustment</i>	1.00	1.00	1.00	1.00	0.96	0.85	0.85
3. Sound Money		4.45	3.23	8.89	9.51	9.36	9.44
A. Money growth		7.38 (13.1)	0.00 (76.68)	7.29 (13.53)	9.89 (-0.57)	8.30 (8.48)	8.46 (7.69)
B. Standard deviation of inflation		5.64 (10.9)	0.00 (409.71)	9.28 (1.8)	8.64 (3.39)	9.14 (2.16)	9.45 (1.36)
C. Inflation: most recent year		4.76 (26.19)	7.94 (10.32)	8.99 (5.04)	9.51 (2.44)	9.98 (-0.1)	9.84 (-0.8)
D. Freedom to own foreign currency bank accounts	0.00	0.00	5.00	10.00	10.00	10.00	10.00
4. Freedom to Trade Internationally		2.81	7.33	7.22	7.94	8.13	8.12
A. Tariffs		8.43	7.85	7.75	9.15	8.36	8.27
(i) Revenue from trade taxes (% of trade sector)		9.13 (1.3)	9.53 (0.71)	9.59 (0.62)	9.63 (0.55)	9.10 (1.35)	9.00 (1.5)
(ii) Mean tariff rate		7.72 (11.4)	7.26 (13.7)	7.86 (10.7)	8.98 (5.1)	8.98 (5.1)	8.96 (5.2)
(iii) Standard deviation of tariff rates			6.76 (8.11)	5.80 (10.5)	8.84 (2.91)	7.00 (7.5)	6.84 (7.9)
B. Regulatory trade barriers			6.43	5.72	6.28	7.62	7.60
(i) Non-tariff trade barriers			4.35	5.02	5.23	5.40	5.37
(ii) Compliance cost of importing and exporting			8.50	6.42	7.34	9.84	9.84
C. Black-market exchange rates	0.00	0.00	10.00	10.00	10.00	10.00	10.00
D. Controls of the movement of capital and people	0.00	0.00	5.04	5.41	6.33	6.55	6.62
(i) Foreign ownership/investment restrictions			7.01	5.21	4.89	5.10	5.30
(ii) Capital controls	0.00	0.00	3.08	4.62	7.69	6.92	6.92
(iii) Freedom of foreigners to visit				6.40	6.42	7.63	7.63
5. Regulation		3.80	6.87	7.33	7.72	7.58	7.61
A. Credit Market regulations	0.00	3.52	8.91	10.00	9.49	9.59	9.61
(i) Ownership of banks	0.00	0.00	8.00	10.00	10.00	10.00	10.00
(ii) Private sector credit		6.55	9.72	10.00	8.46	8.78	8.83
(iii) Interest rate controls / negative real interest rates		4.00	9.00	10.00	10.00	10.00	10.00
B. Labor Market regulations			5.63	6.43	7.68	7.04	7.04
(i) Hiring regulations and minimum wage			2.57	8.30	6.67	5.57	5.57
(ii) Hiring and firing regulations			4.33	4.50	5.23	4.76	4.58
(iii) Centralized collective bargaining			7.87	7.62	6.95	6.69	6.82
(iv) Hours regulations			6.85	6.00	8.00	6.00	6.00
(v) Mandated cost of worker dismissal			9.17	9.17	9.25	9.25	9.25
(vi) Conscriptation	0.00	0.00	3.00	3.00	10.00	10.00	10.00
C. Business regulations			6.06	5.57	6.00	6.11	6.19
(i) Administrative requirements			6.10	2.75	3.42	4.16	3.91
(ii) Bureaucracy costs			5.95	3.38	6.52	5.56	6.22
(iii) Starting a business			8.60	8.68	9.41	9.25	9.25
(iv) Extra payments/bribes/favoritism			6.57	7.42	3.87	3.60	3.52
(v) Licensing restrictions				8.09	8.39	9.20	9.33
(vi) Cost of Tax compliance			3.10	3.10	4.40	4.92	4.92

Burkina Faso

	1980	1990	2000	2005	2010	2015	2016
	Rating (Rank)	Rating (Rank)	Rating (Rank)	Rating (Rank)	Rating (Rank)	Rating (Rank)	Rating (Rank)
Summary Ratings (Rank)				5.85 (115)	5.93 (131)	6.03 (127)	6.05 (129)
	Rating (Data)	Rating (Data)	Rating (Data)	Rating (Data)	Rating (Data)	Rating (Data)	Rating (Data)
1. Size of Government				5.69	4.82	5.56	5.41
A. Government consumption				5.10 (22.66)	4.50 (24.7)	3.75 (27.25)	3.12 (29.39)
B. Transfers and subsidies				9.97 (0.6)	9.96 (0.66)	10.00 (0.19)	10.00 (0.19)
C. Government enterprises and investment			2.00 (41.4)	2.00 (46.87)	0.00 (54.2)	2.00 (47.14)	2.00 (47.14)
D. Top marginal tax rate						6.50	6.50
(i) Top marginal income tax rate						9.00 (25)	9.00 (25)
(ii) Top marginal income and payroll tax rate						4.00 (42)	4.00 (42)
2. Legal System & Property Rights				4.17	4.25	3.60	3.69
A. Judicial independence				3.37	2.58	1.85	1.85
B. Impartial courts				3.67	3.58	3.59	3.59
C. Protection of property rights				5.74	5.49	4.16	4.16
D. Military interference in rule of law and politics				5.00	4.17	3.33	3.33
E. Integrity of the legal system				5.83	5.83	5.00	5.83
F. Legal enforcement of contracts				2.10	2.14	2.14	2.14
G. Regulatory restrictions on sale of real property				1.56	4.68	4.76	4.79
H. Reliability of police				5.00	4.40	5.08	5.08
I. Business costs of crime				5.27	6.12	4.68	4.68
<i>Gender Disparity Adjustment</i>	0.56	1.00	1.00	1.00	0.96	0.87	0.87
3. Sound Money				6.84	6.87	6.96	7.12
A. Money growth				9.55 (2.23)	8.41 (7.96)	8.99 (5.03)	9.90 (0.49)
B. Standard deviation of inflation				9.11 (2.23)	9.24 (1.91)	9.03 (2.42)	8.63 (3.42)
C. Inflation: most recent year				8.72 (6.42)	9.85 (-0.76)	9.81 (0.95)	9.95 (-0.25)
D. Freedom to own foreign currency bank accounts				0.00	0.00	0.00	0.00
4. Freedom to Trade Internationally				6.20	6.06	6.61	6.60
A. Tariffs				7.05	7.18	7.40	7.37
(i) Revenue from trade taxes (% of trade sector)				6.52 (5.22)	6.63 (5.06)	7.61 (3.59)	7.52 (3.72)
(ii) Mean tariff rate				7.38 (13.1)	7.62 (11.9)	7.56 (12.2)	7.56 (12.2)
(iii) Standard deviation of tariff rates				7.26 (6.84)	7.29 (6.78)	7.02 (7.44)	7.02 (7.44)
B. Regulatory trade barriers				5.03	4.80	4.54	4.54
(i) Non-tariff trade barriers				7.04	5.93	5.49	5.49
(ii) Compliance cost of importing and exporting				3.02	3.67	3.59	3.59
C. Black-market exchange rates				10.00	10.00	10.00	10.00
D. Controls of the movement of capital and people				2.72	2.28	4.51	4.51
(i) Foreign ownership/investment restrictions				7.40	6.06	5.57	5.57
(ii) Capital controls				0.77	0.77	0.77	0.77
(iii) Freedom of foreigners to visit				0.00	0.00	7.19	7.19
5. Regulation				6.34	7.66	7.42	7.43
A. Credit Market regulations				7.83	9.38	9.34	9.01
(i) Ownership of banks				10.00	10.00	10.00	10.00
(ii) Private sector credit				5.49	8.14	8.03	8.03
(iii) Interest rate controls / negative real interest rates				8.00	10.00	10.00	9.00
B. Labor Market regulations				5.89	7.76	7.16	7.16
(i) Hiring regulations and minimum wage				1.70	7.77	6.67	6.67
(ii) Hiring and firing regulations				4.82	5.94	5.15	5.15
(iii) Centralized collective bargaining				5.99	6.94	7.19	7.19
(iv) Hours regulations				6.00	8.00	6.00	6.00
(v) Mandated cost of worker dismissal				6.85	7.94	7.94	7.94
(vi) Conscriptation				10.00	10.00	10.00	10.00
C. Business regulations				5.30	5.84	5.75	6.12
(i) Administrative requirements				4.29	4.23	4.33	4.33
(ii) Bureaucracy costs				4.09	3.79	2.00	4.22
(iii) Starting a business				6.06	7.86	9.10	9.11
(iv) Extra payments/bribes/favoritism				5.04	3.51	3.14	3.11
(v) Licensing restrictions				5.35	8.70	8.94	8.94
(vi) Cost of Tax compliance				6.97	6.97	6.97	6.97

Burundi

	1980	1990	2000	2005	2010	2015	2016
	Rating (Rank)	Rating (Rank)	Rating (Rank)	Rating (Rank)	Rating (Rank)	Rating (Rank)	Rating (Rank)
Summary Ratings (Rank)	3.92 (86)	4.66 (87)	4.80 (116)	5.06 (132)	5.18 (146)	5.87 (131)	5.92 (138)
	Rating (Data)	Rating (Data)	Rating (Data)	Rating (Data)	Rating (Data)	Rating (Data)	Rating (Data)
1. Size of Government	4.53	4.37	5.80	4.98	4.41	6.12	6.12
A. Government consumption	9.07 (9.16)	8.75 (10.27)	7.96 (12.92)	5.52 (21.24)	3.50 (28.1)	5.97 (19.7)	5.96 (19.73)
B. Transfers and subsidies			9.43 (2.6)	9.43 (2.6)	9.73 (1.51)	10.00 (0.47)	10.00 (0.47)
C. Government enterprises and investment	0.00 (91.9)	0.00 (82.2)	0.00 (87.3)	0.00 (53.81)	0.00 (72.3)	2.00 (47.2)	2.00 (47.2)
D. Top marginal tax rate						6.50	6.50
(i) Top marginal income tax rate						8.00 (30)	8.00 (30)
(ii) Top marginal income and payroll tax rate						5.00 (38)	5.00 (38)
2. Legal System & Property Rights	4.34	4.11	2.80	2.78	2.78	3.09	3.50
A. Judicial independence				1.40	1.14	1.21	2.09
B. Impartial courts			3.67	2.53	2.64	3.10	2.99
C. Protection of property rights	4.00	3.80		3.31	2.84	2.93	3.38
D. Military interference in rule of law and politics			2.20	1.90	2.20	1.70	1.70
E. Integrity of the legal system	5.80	5.30					
F. Legal enforcement of contracts			2.94	3.91	2.65	2.65	2.65
G. Regulatory restrictions on sale of real property			3.22	3.22	6.38	8.51	8.55
H. Reliability of police				3.70	1.99	2.00	3.36
I. Business costs of crime				3.92	4.01	3.89	4.67
<i>Gender Disparity Adjustment</i>	0.86	0.86	0.86	0.86	0.86	0.90	0.90
3. Sound Money	5.56	6.50	6.19	6.71	7.01	7.78	7.59
A. Money growth	7.91 (10.45)	9.97 (0.15)	7.67 (11.66)	6.83 (15.85)	7.48 (12.61)	8.87 (5.66)	8.40 (7.99)
B. Standard deviation of inflation	7.60 (5.99)	7.22 (6.94)	6.95 (7.62)	7.72 (5.69)	6.83 (7.93)	8.36 (4.11)	8.05 (4.88)
C. Inflation: most recent year	6.72 (16.38)	8.80 (5.99)	5.14 (24.31)	7.30 (13.52)	8.72 (6.4)	8.89 (5.55)	8.89 (5.54)
D. Freedom to own foreign currency bank accounts	0.00	0.00	5.00	5.00	5.00	5.00	5.00
4. Freedom to Trade Internationally	0.33	3.37	4.48	3.73	4.94	6.10	6.11
A. Tariffs	0.00	1.30	1.13	4.48	4.64	6.90	6.90
(i) Revenue from trade taxes (% of trade sector)	0.00 (18.1)	0.00 (22.9)	1.13 (13.31)	1.13 (13.31)	1.13 (13.31)	8.07 (2.9)	8.07 (2.9)
(ii) Mean tariff rate		2.60 (37)		6.08 (19.6)	7.50 (12.5)	7.44 (12.8)	7.44 (12.8)
(iii) Standard deviation of tariff rates				6.24 (9.4)	5.30 (11.75)	5.19 (12.03)	5.19 (12.03)
B. Regulatory trade barriers				2.96	3.97	2.54	2.40
(i) Non-tariff trade barriers				4.12	4.08	3.94	3.67
(ii) Compliance cost of importing and exporting				1.79	3.86	1.14	1.14
C. Black-market exchange rates	1.00	8.80	10.00	4.88	10.00	10.00	10.00
D. Controls of the movement of capital and people	0.00	0.00	2.31	2.62	1.16	4.98	5.14
(i) Foreign ownership/investment restrictions				5.54	3.49	3.40	3.89
(ii) Capital controls	0.00	0.00	2.31	2.31	0.00	1.54	1.54
(iii) Freedom of foreigners to visit				0.00	0.00	10.00	10.00
5. Regulation	4.84	4.96	4.74	7.10	6.78	6.26	6.27
A. Credit Market regulations	2.94	3.26	1.42	8.79	7.60	5.00	5.00
(i) Ownership of banks	2.00	0.00	0.00	8.00	5.00	5.00	5.00
(ii) Private sector credit	4.81	5.78	0.25	8.36	7.80	0.00	0.00
(iii) Interest rate controls / negative real interest rates	2.00	4.00	4.00	10.00	10.00	10.00	10.00
B. Labor Market regulations			8.07	7.69	7.79	7.89	7.80
(i) Hiring regulations and minimum wage			10.00	10.00	10.00	10.00	10.00
(ii) Hiring and firing regulations				5.75	4.77	3.67	3.66
(iii) Centralized collective bargaining				8.07	8.24	7.92	7.41
(iv) Hours regulations			4.70	4.70	6.00	8.00	8.00
(v) Mandated cost of worker dismissal			7.59	7.59	7.76	7.76	7.76
(vi) Conscriptation	10.00	10.00	10.00	10.00	10.00	10.00	10.00
C. Business regulations				4.82	4.94	5.89	6.01
(i) Administrative requirements				2.76	3.82	3.37	3.43
(ii) Bureaucracy costs				4.67	4.24	2.67	2.67
(iii) Starting a business			6.96	6.64	8.32	9.73	9.52
(iv) Extra payments/bribes/favoritism				3.98	2.60	2.89	3.30
(v) Licensing restrictions				2.46	3.72	9.29	9.76
(vi) Cost of Tax compliance			8.43	8.43	6.93	7.40	7.40

Cambodia

	1980	1990	2000	2005	2010	2015	2016
	Rating (Rank)	Rating (Rank)	Rating (Rank)	Rating (Rank)	Rating (Rank)	Rating (Rank)	Rating (Rank)
Summary Ratings (Rank)					7.08 (62)	7.20 (64)	7.17 (64)
	Rating (Data)	Rating (Data)	Rating (Data)	Rating (Data)	Rating (Data)	Rating (Data)	Rating (Data)
1. Size of Government					7.88	7.89	7.90
A. Government consumption					9.64 (7.24)	9.83 (6.57)	9.88 (6.41)
B. Transfers and subsidies					9.89 (0.89)	9.71 (1.56)	9.71 (1.56)
C. Government enterprises and investment				6.00 (28.52)	2.00 (40)	2.00 (47.58)	2.00 (47.58)
D. Top marginal tax rate					10.00	10.00	10.00
(i) Top marginal income tax rate					10.00 (20)	10.00 (20)	10.00 (20)
(ii) Top marginal income and payroll tax rate					10.00 (20)	10.00 (20)	10.00 (20)
2. Legal System & Property Rights					4.61	4.35	4.28
A. Judicial independence					3.46	2.97	2.70
B. Impartial courts					4.88	3.01	3.11
C. Protection of property rights					4.63	4.74	4.66
D. Military interference in rule of law and politics					4.70	6.00	6.00
E. Integrity of the legal system							
F. Legal enforcement of contracts					2.44	1.82	1.82
G. Regulatory restrictions on sale of real property					7.53	7.53	7.53
H. Reliability of police					3.97	3.36	3.32
I. Business costs of crime					5.31	5.41	5.08
<i>Gender Disparity Adjustment</i>	0.88	0.88	0.89	0.89	1.00	1.00	1.00
3. Sound Money					9.26	9.30	9.31
A. Money growth					9.43 (-2.86)	7.77 (11.15)	8.20 (9.01)
B. Standard deviation of inflation					8.43 (3.92)	9.66 (0.86)	9.64 (0.9)
C. Inflation: most recent year					9.20 (4)	9.76 (1.22)	9.40 (3.02)
D. Freedom to own foreign currency bank accounts					10.00	10.00	10.00
4. Freedom to Trade Internationally					7.29	7.31	7.32
A. Tariffs					8.55	7.45	7.64
(i) Revenue from trade taxes (% of trade sector)					8.55 (2.17)	8.12 (2.82)	8.71 (1.93)
(ii) Mean tariff rate						7.76 (11.2)	7.76 (11.2)
(iii) Standard deviation of tariff rates						6.46 (8.85)	6.46 (8.85)
B. Regulatory trade barriers					6.09	4.67	4.60
(i) Non-tariff trade barriers					5.48	5.35	5.21
(ii) Compliance cost of importing and exporting					6.70	3.99	3.99
C. Black-market exchange rates					10.00	10.00	10.00
D. Controls of the movement of capital and people					4.51	7.13	7.05
(i) Foreign ownership/investment restrictions					6.21	5.99	5.78
(ii) Capital controls					7.00	5.38	5.38
(iii) Freedom of foreigners to visit					0.33	10.00	10.00
5. Regulation					6.32	7.16	7.06
A. Credit Market regulations					7.29	10.00	9.50
(i) Ownership of banks							
(ii) Private sector credit					7.29	10.00	10.00
(iii) Interest rate controls / negative real interest rates							9.00
B. Labor Market regulations					6.47	6.54	6.55
(i) Hiring regulations and minimum wage					5.57	6.67	6.67
(ii) Hiring and firing regulations					5.44	5.53	5.47
(iii) Centralized collective bargaining					6.49	5.75	5.86
(iv) Hours regulations					10.00	10.00	10.00
(v) Mandated cost of worker dismissal					6.30	6.30	6.30
(vi) Conscriptio					5.00	5.00	5.00
C. Business regulations					5.21	4.93	5.14
(i) Administrative requirements					4.42	4.17	4.05
(ii) Bureaucracy costs					4.39	2.89	4.44
(iii) Starting a business					6.02	6.16	6.02
(iv) Extra payments/bribes/favoritism					3.45	3.33	3.25
(v) Licensing restrictions					4.93	4.99	4.99
(vi) Cost of Tax compliance					8.06	8.06	8.06

Cameroon

	1980	1990	2000	2005	2010	2015	2016
	Rating (Rank)	Rating (Rank)	Rating (Rank)	Rating (Rank)	Rating (Rank)	Rating (Rank)	Rating (Rank)
Summary Ratings (Rank)	5.55 (45)	5.50 (55)	5.61 (102)	5.65 (125)	6.08 (123)	5.79 (133)	5.82 (141)
	Rating (Data)	Rating (Data)	Rating (Data)	Rating (Data)	Rating (Data)	Rating (Data)	Rating (Data)
1. Size of Government	8.37	5.24	6.89	6.54	7.43	7.37	7.11
A. Government consumption	8.18 (12.19)	7.04 (16.06)	8.00 (12.8)	8.07 (12.55)	7.66 (13.96)	7.41 (14.8)	7.38 (14.91)
B. Transfers and subsidies	9.92 (0.8)	9.40 (2.7)	9.57 (2.09)	9.57 (2.09)	9.57 (2.09)	9.57 (2.09)	9.57 (2.09)
C. Government enterprises and investment	7.00 (22.2)	4.00 (31.5)	10.00 (13.1)	8.00 (15.73)	8.00 (15.96)	8.00 (19.31)	7.00 (20.54)
D. Top marginal tax rate		0.50	0.00	0.50	4.50	4.50	4.50
(i) Top marginal income tax rate		1.00 (60)	0.00 (65)	1.00 (60)	5.00 (39)	5.00 (39)	5.00 (39)
(ii) Top marginal income and payroll tax rate		0.00 (63)	0.00 (68)	0.00 (68)	4.00 (41)	4.00 (41)	4.00 (45)
2. Legal System & Property Rights	4.50	4.50	2.98	2.74	3.52	3.26	3.20
A. Judicial independence				2.06	2.86	3.36	3.43
B. Impartial courts			3.76	2.81	3.83	4.23	4.20
C. Protection of property rights	4.60			4.14	4.38	5.13	5.10
D. Military interference in rule of law and politics			6.67	6.67	5.83	5.00	5.00
E. Integrity of the legal system	8.30		3.33	3.33	3.33	3.33	3.33
F. Legal enforcement of contracts			2.17	2.17	2.17	2.17	2.17
G. Regulatory restrictions on sale of real property			3.24	3.24	3.24	3.37	3.37
H. Reliability of police				3.83	4.50	5.56	5.40
I. Business costs of crime				3.49	5.85	4.82	4.32
<i>Gender Disparity Adjustment</i>	0.56	0.56	0.56	0.56	0.76	0.59	0.59
3. Sound Money	5.66	7.01	6.60	7.21	6.74	7.10	7.22
A. Money growth	7.83 (10.86)	8.98 (-5.1)	7.36 (13.21)	9.89 (-0.53)	8.32 (8.38)	9.35 (3.24)	9.59 (2.07)
B. Standard deviation of inflation	7.65 (5.88)	9.38 (1.55)	9.30 (1.75)	9.34 (1.65)	8.88 (2.81)	9.57 (1.07)	9.47 (1.31)
C. Inflation: most recent year	7.15 (14.25)	9.67 (1.64)	9.75 (1.23)	9.60 (2.01)	9.74 (1.28)	9.46 (2.69)	9.83 (0.87)
D. Freedom to own foreign currency bank accounts	0.00	0.00	0.00	0.00	0.00	0.00	0.00
4. Freedom to Trade Internationally	4.09	5.20	4.71	5.86	6.16	4.96	5.05
A. Tariffs	2.67	6.40	5.08	5.50	5.50	5.50	5.50
(i) Revenue from trade taxes (% of trade sector)	2.67 (11)	6.40 (5.4)	3.84 (9.24)	3.84 (9.24)	3.84 (9.24)	3.84 (9.24)	3.84 (9.24)
(ii) Mean tariff rate			6.32 (18.4)	6.32 (18.4)	6.44 (17.8)	6.36 (18.2)	6.36 (18.2)
(iii) Standard deviation of tariff rates				6.33 (9.18)	6.23 (9.43)	6.29 (9.28)	6.29 (6.29)
B. Regulatory trade barriers			3.00	5.52	6.57	1.96	2.36
(i) Non-tariff trade barriers				5.20	6.46	3.92	4.73
(ii) Compliance cost of importing and exporting			3.00	5.84	6.68	0.00	0.00
C. Black-market exchange rates	9.60	9.20	10.00	10.00	10.00	10.00	10.00
D. Controls of the movement of capital and people	0.00	0.00	0.77	2.41	2.58	2.39	2.36
(i) Foreign ownership/investment restrictions				6.46	6.19	5.79	5.69
(ii) Capital controls	0.00	0.00	0.77	0.77	1.54	0.83	0.83
(iii) Freedom of foreigners to visit				0.00	0.00	0.55	0.55
5. Regulation	5.16	5.56	6.87	5.91	6.55	6.28	6.53
A. Credit Market regulations	3.00	4.85	6.67	7.31	7.50	6.80	7.17
(i) Ownership of banks	0.00	0.00	2.00	5.00	5.00	5.00	5.00
(ii) Private sector credit		6.54	10.00	7.93	8.50	6.41	6.50
(iii) Interest rate controls / negative real interest rates	6.00	8.00	8.00	9.00	9.00	9.00	10.00
B. Labor Market regulations			7.08	7.30	7.56	7.30	7.33
(i) Hiring regulations and minimum wage			7.20	7.20	7.23	7.23	7.23
(ii) Hiring and firing regulations			4.33	5.71	6.32	5.09	4.86
(iii) Centralized collective bargaining			6.00	5.95	6.43	6.50	6.91
(iv) Hours regulations			8.00	8.00	8.00	8.00	8.00
(v) Mandated cost of worker dismissal			6.94	6.94	7.38	7.01	7.01
(vi) Conscriptation	10.00	10.00	10.00	10.00	10.00	10.00	10.00
C. Business regulations				3.11	4.59	4.73	5.09
(i) Administrative requirements				1.75	3.39	3.97	3.97
(ii) Bureaucracy costs				3.66	3.18	1.11	2.89
(iii) Starting a business			6.08	6.54	8.44	8.71	9.04
(iv) Extra payments/bribes/favoritism				3.98	3.30	2.97	2.94
(v) Licensing restrictions				2.70	6.54	8.69	8.69
(vi) Cost of Tax compliance			0.00	0.00	2.67	2.94	3.01

Canada

	1980	1990	2000	2005	2010	2015	2016
	Rating (Rank)	Rating (Rank)	Rating (Rank)	Rating (Rank)	Rating (Rank)	Rating (Rank)	Rating (Rank)
Summary Ratings (Rank)	7.77 (4)	8.17 (6)	8.27 (7)	8.12 (9)	8.01 (6)	7.91 (12)	7.98 (10)
	Rating (Data)	Rating (Data)	Rating (Data)	Rating (Data)	Rating (Data)	Rating (Data)	Rating (Data)
1. Size of Government	5.37	5.81	5.97	6.38	5.92	5.75	6.02
A. Government consumption	3.29 (28.83)	3.35 (28.63)	4.54 (24.56)	4.23 (25.61)	3.73 (27.32)	3.85 (26.92)	3.92 (26.66)
B. Transfers and subsidies	6.19 (14.5)	5.89 (15.6)	6.34 (13.92)	7.31 (10.38)	6.94 (11.72)	7.17 (10.88)	7.17 (10.88)
C. Government enterprises and investment	10.00 (12.6)	10.00 (13.7)	10.00 (14.89)	8.00 (15.65)	7.00 (20.23)	8.00 (16.11)	8.00 (16.7)
D. Top marginal tax rate	2.00	4.00	3.00	6.00	6.00	4.00	5.00
(i) Top marginal income tax rate	2.00 (60-68)	4.00 (44-54)	3.00 (44-51)	6.00 (39-49)	6.00 (39-50)	4.00 (39-50)	5.00 (39-50)
(ii) Top marginal income and payroll tax rate		4.00 (44-54)	3.00 (44-51)	6.00 (39-49)	6.00 (39-50)	4.00 (39-50)	5.00 (39-50)
2. Legal System & Property Rights	7.18	8.35	8.60	8.08	8.16	7.85	7.88
A. Judicial independence			9.19	7.91	8.88	8.54	8.65
B. Impartial courts			9.19	7.42	7.08	6.51	6.39
C. Protection of property rights	6.70	10.00	7.98	8.16	8.32	8.17	8.38
D. Military interference in rule of law and politics			10.00	10.00	10.00	10.00	10.00
E. Integrity of the legal system	10.00	10.00	10.00	10.00	9.17	9.17	9.17
F. Legal enforcement of contracts			4.81	4.81	4.81	3.65	3.65
G. Regulatory restrictions on sale of real property			9.02	9.14	9.09	8.67	8.97
H. Reliability of police				7.95	8.85	8.78	8.82
I. Business costs of crime				7.37	7.19	7.17	6.87
<i>Gender Disparity Adjustment</i>	1.00	1.00	1.00	1.00	1.00	1.00	1.00
3. Sound Money	9.09	9.68	9.53	9.68	9.46	9.58	9.58
A. Money growth	9.24 (3.78)	9.70 (1.5)	9.31 (3.46)	9.64 (1.81)	9.55 (2.27)	9.10 (4.5)	8.99 (5.04)
B. Standard deviation of inflation	9.32 (1.7)	9.65 (0.88)	9.34 (1.65)	9.54 (1.15)	8.64 (3.4)	9.46 (1.36)	9.61 (0.97)
C. Inflation: most recent year	7.80 (11)	9.38 (3.11)	9.45 (2.75)	9.56 (2.21)	9.64 (1.78)	9.77 (1.13)	9.72 (1.42)
D. Freedom to own foreign currency bank accounts	10.00	10.00	10.00	10.00	10.00	10.00	10.00
4. Freedom to Trade Internationally	8.69	8.64	8.93	7.77	7.84	7.87	7.93
A. Tariffs	8.08	7.93	8.78	6.65	7.25	6.94	7.05
(i) Revenue from trade taxes (% of trade sector)	8.40 (2.4)	9.20 (1.2)	9.79 (0.31)	9.77 (0.35)	9.77 (0.35)	9.73 (0.4)	9.72 (0.42)
(ii) Mean tariff rate	7.76 (11.2)	8.12 (9.4)	9.22 (3.9)	9.10 (4.5)	9.26 (3.7)	9.16 (4.2)	9.18 (4.1)
(iii) Standard deviation of tariff rates		6.48 (8.8)	7.32 (6.7)	1.07 (22.33)	2.73 (18.17)	1.94 (20.16)	2.24 (19.39)
B. Regulatory trade barriers			8.31	7.76	7.58	7.82	7.92
(i) Non-tariff trade barriers			7.45	6.63	6.26	5.75	5.95
(ii) Compliance cost of importing and exporting			9.17	8.89	8.89	8.89	9.89
C. Black-market exchange rates	10.00	10.00	10.00	10.00	10.00	10.00	10.00
D. Controls of the movement of capital and people	8.00	8.00	8.65	6.67	6.52	6.73	6.75
(i) Foreign ownership/investment restrictions			8.83	7.50	7.07	6.97	7.02
(ii) Capital controls	8.00	8.00	8.46	6.92	6.92	7.69	7.69
(iii) Freedom of foreigners to visit				5.60	5.56	5.53	5.53
5. Regulation	8.53	8.39	8.33	8.66	8.70	8.50	8.51
A. Credit Market regulations	9.72	9.74	10.00	10.00	9.36	9.73	9.71
(i) Ownership of banks	10.00	10.00	10.00	10.00	10.00	10.00	10.00
(ii) Private sector credit	9.16	9.21	10.00	10.00	9.08	9.18	9.14
(iii) Interest rate controls / negative real interest rates	10.00	10.00	10.00	10.00	9.00	10.00	10.00
B. Labor Market regulations	7.33	7.05	6.57	8.20	8.51	8.14	8.18
(i) Hiring regulations and minimum wage			4.28	8.90	8.90	8.90	8.90
(ii) Hiring and firing regulations		6.47	5.08	5.44	6.47	6.35	6.46
(iii) Centralized collective bargaining	7.24	7.24	7.83	7.48	7.43	7.33	7.44
(iv) Hours regulations	4.75	4.49	4.84	10.00	10.00	8.00	8.00
(v) Mandated cost of worker dismissal			7.40	7.40	8.27	8.27	8.27
(vi) Conscriptation	10.00	10.00	10.00	10.00	10.00	10.00	10.00
C. Business regulations			8.41	7.79	8.24	7.64	7.65
(i) Administrative requirements			7.20	3.87	4.22	4.61	4.69
(ii) Bureaucracy costs			7.23	6.39	9.09	9.33	9.11
(iii) Starting a business			9.89	9.89	9.84	9.95	9.95
(iv) Extra payments/bribes/favoritism			9.08	8.39	8.13	6.54	6.78
(v) Licensing restrictions				9.52	9.63	6.86	6.85
(vi) Cost of Tax compliance			8.67	8.67	8.53	8.53	8.53

Cape Verde

	1980	1990	2000	2005	2010	2015	2016
	Rating (Rank)	Rating (Rank)	Rating (Rank)	Rating (Rank)	Rating (Rank)	Rating (Rank)	Rating (Rank)
Summary Ratings (Rank)					6.38 (108)	6.67 (92)	6.68 (93)
	Rating (Data)	Rating (Data)	Rating (Data)	Rating (Data)	Rating (Data)	Rating (Data)	Rating (Data)
1. Size of Government					5.42	5.13	5.12
A. Government consumption					3.32 (28.7)	5.17 (22.42)	5.12 (22.58)
B. Transfers and subsidies					9.34 (2.93)	9.36 (2.85)	9.36 (2.85)
C. Government enterprises and investment				4.00 (35.88)	4.00 (38.22)	0.00 (51.32)	0.00 (51.32)
D. Top marginal tax rate					5.00	6.00	6.00
(i) Top marginal income tax rate					7.00 (35)	8.00 (28)	8.00 (28)
(ii) Top marginal income and payroll tax rate					3.00 (50)	4.00 (44)	4.00 (44)
2. Legal System & Property Rights					6.02	6.08	6.02
A. Judicial independence					5.27	5.52	5.44
B. Impartial courts					4.37	3.86	3.72
C. Protection of property rights					4.66	5.42	5.32
D. Military interference in rule of law and politics					8.50	8.40	8.40
E. Integrity of the legal system							
F. Legal enforcement of contracts					6.06	6.06	6.06
G. Regulatory restrictions on sale of real property					8.13	8.83	8.83
H. Reliability of police					5.79	5.44	5.42
I. Business costs of crime					5.36	5.09	5.01
<i>Gender Disparity Adjustment</i>	1.00	1.00	1.00	1.00	1.00	1.00	1.00
3. Sound Money					7.16	8.36	8.13
A. Money growth					9.47 (-2.67)	9.29 (3.54)	8.49 (7.57)
B. Standard deviation of inflation					9.58 (1.06)	9.17 (2.08)	9.30 (1.75)
C. Inflation: most recent year					9.58 (2.08)	9.97 (0.13)	9.72 (-1.41)
D. Freedom to own foreign currency bank accounts					0.00	5.00	5.00
4. Freedom to Trade Internationally					6.55	7.05	7.20
A. Tariffs					6.60	6.70	6.70
(i) Revenue from trade taxes (% of trade sector)					7.02 (4.47)	7.25 (4.12)	7.25 (4.12)
(ii) Mean tariff rate					7.96 (10.2)	8.00 (10)	8.00 (10)
(iii) Standard deviation of tariff rates					4.82 (12.95)	4.84 (12.9)	4.84 (4.84)
B. Regulatory trade barriers					6.16	5.21	5.79
(i) Non-tariff trade barriers					4.86	5.04	4.92
(ii) Compliance cost of importing and exporting					7.45	5.38	6.66
C. Black-market exchange rates					10.00	10.00	10.00
D. Controls of the movement of capital and people					3.46	6.28	6.32
(i) Foreign ownership/investment restrictions					6.10	5.85	5.96
(ii) Capital controls					2.50	3.00	3.00
(iii) Freedom of foreigners to visit					1.77	10.00	10.00
5. Regulation					6.74	6.72	6.92
A. Credit Market regulations					8.82	9.24	9.31
(i) Ownership of banks							
(ii) Private sector credit					7.64	8.48	8.61
(iii) Interest rate controls / negative real interest rates					10.00	10.00	10.00
B. Labor Market regulations					4.63	4.42	4.89
(i) Hiring regulations and minimum wage					5.00	3.90	3.90
(ii) Hiring and firing regulations					3.95	4.29	4.35
(iii) Centralized collective bargaining					7.33	6.81	7.05
(iv) Hours regulations					8.00	8.00	8.00
(v) Mandated cost of worker dismissal					2.52	2.52	5.07
(vi) Conscription					1.00	1.00	1.00
C. Business regulations					6.77	6.49	6.57
(i) Administrative requirements					4.33	4.37	4.55
(ii) Bureaucracy costs					5.00	3.78	3.78
(iii) Starting a business					9.34	9.49	9.49
(iv) Extra payments/bribes/favoritism					6.04	4.70	4.45
(v) Licensing restrictions					7.98	8.63	9.17
(vi) Cost of Tax compliance					7.92	7.98	7.98

Central African Republic

	1980	1990	2000	2005	2010	2015	2016
	Rating (Rank)	Rating (Rank)	Rating (Rank)	Rating (Rank)	Rating (Rank)	Rating (Rank)	Rating (Rank)
Summary Ratings (Rank)	4.29 (78)	4.87 (80)	5.09 (111)	4.74 (135)	5.04 (149)	4.63 (158)	5.11 (156)
	Rating (Data)	Rating (Data)	Rating (Data)	Rating (Data)	Rating (Data)	Rating (Data)	Rating (Data)
1. Size of Government	3.84	4.70	5.28	3.95	6.49	6.56	7.07
A. Government consumption	7.67 (13.91)	7.41 (14.81)	8.55 (10.92)	7.91 (13.12)	9.32 (8.3)	9.68 (7.1)	9.70 (7.01)
B. Transfers and subsidies					9.65 (1.78)	9.58 (2.04)	9.58 (2.04)
C. Government enterprises and investment	0.00 (53.5)	2.00 (41.3)	2.00 (49.16)	0.00 (53.6)	2.00 (42.36)	4.00 (33.51)	4.00 (33.51)
D. Top marginal tax rate					5.00	3.00	5.00
(i) Top marginal income tax rate					5.00 (39-48)	3.00 (50)	5.00 (40)
(ii) Top marginal income and payroll tax rate							
2. Legal System & Property Rights	3.89	3.68	3.02	2.65	1.98	1.85	1.86
A. Judicial independence							
B. Impartial courts				3.30	3.30	2.50	2.50
C. Protection of property rights	4.00	3.80					
D. Military interference in rule of law and politics			4.70	3.30	0.60	0.80	0.80
E. Integrity of the legal system	5.80	5.30	4.00				
F. Legal enforcement of contracts			0.51	0.51	0.51	0.51	0.51
G. Regulatory restrictions on sale of real property			3.58	4.11	4.97	4.93	4.97
H. Reliability of police							
I. Business costs of crime							
<i>Gender Disparity Adjustment</i>	0.67	0.67	0.89	0.89	0.69	0.69	0.69
3. Sound Money	5.25	7.08	7.03	7.04	6.95	4.84	6.53
A. Money growth	7.16 (14.22)	9.90 (-0.5)	9.12 (-4.39)	9.66 (1.7)	8.69 (6.56)	8.56 (7.22)	8.65 (6.76)
B. Standard deviation of inflation	7.50 (6.24)	8.86 (2.85)	9.65 (0.88)	9.08 (2.3)	9.39 (1.52)	8.24 (4.39)	8.41 (3.98)
C. Inflation: most recent year	6.35 (18.27)	9.55 (2.27)	9.36 (3.2)	9.42 (2.88)	9.70 (1.49)	2.57 (37.14)	9.08 (4.6)
D. Freedom to own foreign currency bank accounts	0.00	0.00	0.00	0.00	0.00	0.00	0.00
4. Freedom to Trade Internationally	4.18	4.06	5.19	4.37	4.66	4.65	4.65
A. Tariffs	2.93	2.97	5.58	6.21	6.09	4.49	4.49
(i) Revenue from trade taxes (% of trade sector)	2.93 (10.6)	2.33 (11.5)	4.27 (8.6)	5.88 (6.18)	5.61 (6.58)	0.89 (13.67)	0.89 (13.67)
(ii) Mean tariff rate		3.60 (32)	6.28 (18.6)	6.42 (17.9)	6.44 (17.8)	6.40 (18)	6.40 (18)
(iii) Standard deviation of tariff rates			6.20 (9.5)	6.33 (9.18)	6.23 (9.43)	6.18 (9.54)	6.18 (9.54)
B. Regulatory trade barriers				1.26	1.77	2.64	2.64
(i) Non-tariff trade barriers							
(ii) Compliance cost of importing and exporting				1.26	1.77	2.64	2.64
C. Black-market exchange rates	9.60	9.20	10.00	10.00	10.00	10.00	10.00
D. Controls of the movement of capital and people	0.00	0.00	0.00	0.00	0.77	1.49	1.49
(i) Foreign ownership/investment restrictions							
(ii) Capital controls	0.00	0.00	0.00	0.00	1.54	1.54	1.54
(iii) Freedom of foreigners to visit				0.00	0.00	1.44	1.44
5. Regulation		4.85	4.94	5.68	5.12	5.26	5.42
A. Credit Market regulations	0.00	6.29	5.41	7.22	7.43	7.86	8.20
(i) Ownership of banks	0.00	2.00	2.00	5.00	5.00	5.00	5.00
(ii) Private sector credit		6.88	6.24	7.65	8.30	9.59	9.59
(iii) Interest rate controls / negative real interest rates		10.00	8.00	9.00	9.00	9.00	10.00
B. Labor Market regulations			4.47	4.47	3.44	3.25	3.25
(i) Hiring regulations and minimum wage			3.90	3.90	2.77	0.00	0.00
(ii) Hiring and firing regulations							
(iii) Centralized collective bargaining							
(iv) Hours regulations			6.00	6.00	4.00	6.00	6.00
(v) Mandated cost of worker dismissal			7.96	7.96	7.01	7.01	7.01
(vi) Conscriptation	0.00	0.00	0.00	0.00	0.00	0.00	0.00
C. Business regulations				5.35	4.48	4.65	4.80
(i) Administrative requirements							
(ii) Bureaucracy costs					0.15	1.11	1.11
(iii) Starting a business			5.51	5.22	6.00	5.27	6.21
(iv) Extra payments/bribes/favoritism							
(v) Licensing restrictions				6.48	7.41	7.65	7.32
(vi) Cost of Tax compliance			4.35	4.35	4.35	4.59	4.59

Chad

	1980	1990	2000	2005	2010	2015	2016
	Rating (Rank)	Rating (Rank)	Rating (Rank)	Rating (Rank)	Rating (Rank)	Rating (Rank)	Rating (Rank)
Summary Ratings (Rank)		5.13 (67)	5.43 (108)	5.17 (131)	5.44 (143)	5.23 (152)	5.44 (150)
	Rating (Data)	Rating (Data)	Rating (Data)	Rating (Data)	Rating (Data)	Rating (Data)	Rating (Data)
1. Size of Government		6.19	6.45	7.87	8.13	6.94	7.73
A. Government consumption	4.12 (26)	8.66 (10.54)	9.44 (7.9)	9.71 (7)	8.46 (11.24)	9.84 (6.56)	10.00 (5.29)
B. Transfers and subsidies		9.89 (0.9)	9.92 (0.8)	9.92 (0.8)	9.92 (0.8)	9.92 (0.8)	9.92 (0.8)
C. Government enterprises and investment		0.00 (94)	0.00 (50)	4.00 (36.8)	6.00 (29.4)	7.00 (20.96)	10.00 (13.38)
D. Top marginal tax rate						1.00	1.00
(i) Top marginal income tax rate						1.00 (60)	1.00 (60)
(ii) Top marginal income and payroll tax rate						1.00 (60)	1.00 (60)
2. Legal System & Property Rights	4.18	3.96	3.08	1.97	2.76	2.77	2.66
A. Judicial independence				1.28	2.67	2.00	1.78
B. Impartial courts			4.04	1.97	3.18	3.09	2.87
C. Protection of property rights	4.00	3.80		2.66	2.61	3.34	3.17
D. Military interference in rule of law and politics			4.70	2.80	2.20	3.70	3.69
E. Integrity of the legal system	5.80	5.30	4.00				
F. Legal enforcement of contracts			0.30	0.30	2.22	2.22	2.22
G. Regulatory restrictions on sale of real property			4.17	4.17	4.17	4.96	4.93
H. Reliability of police				2.22	2.74	3.12	2.90
I. Business costs of crime				2.15	4.83	3.33	3.25
<i>Gender Disparity Adjustment</i>	0.79	0.79	0.79	0.79	0.79	0.72	0.72
3. Sound Money	6.61	5.68	6.64	6.03	6.30	6.35	6.73
A. Money growth	8.40 (7.98)	8.81 (-5.93)	9.67 (-1.66)	9.52 (2.4)	9.44 (2.82)	8.86 (5.72)	9.21 (-3.94)
B. Standard deviation of inflation	9.76 (0.59)	6.19 (9.53)	7.65 (5.87)	6.17 (9.56)	6.17 (9.58)	7.29 (6.78)	7.91 (5.22)
C. Inflation: most recent year	8.25 (8.73)	7.72 (11.41)	9.24 (3.82)	8.42 (7.89)	9.58 (-2.08)	9.27 (3.66)	9.78 (-1.1)
D. Freedom to own foreign currency bank accounts	0.00	0.00	0.00	0.00	0.00	0.00	0.00
4. Freedom to Trade Internationally		5.53	5.52	4.96	5.03	5.16	5.12
A. Tariffs		7.40	6.24	6.44	6.31	6.31	6.31
(i) Revenue from trade taxes (% of trade sector)		7.40 (3.9)					
(ii) Mean tariff rate			6.84 (15.8)	6.56 (17.2)	6.42 (17.9)	6.42 (17.9)	6.42 (17.9)
(iii) Standard deviation of tariff rates			5.64 (10.9)	6.33 (9.18)	6.21 (9.49)	6.21 (9.49)	6.21 (9.49)
B. Regulatory trade barriers			5.83	1.82	2.05	2.11	2.03
(i) Non-tariff trade barriers				3.64	4.09	3.44	3.28
(ii) Compliance cost of importing and exporting			5.83	0.00	0.00	0.77	0.77
C. Black-market exchange rates	9.60	9.20	10.00	10.00	10.00	10.00	10.00
D. Controls of the movement of capital and people	0.00	0.00	0.00	1.57	1.77	2.20	2.15
(i) Foreign ownership/investment restrictions				4.70	3.76	3.63	3.46
(ii) Capital controls	0.00	0.00	0.00	0.00	1.54	1.54	1.54
(iii) Freedom of foreigners to visit				0.00	0.00	1.44	1.44
5. Regulation		4.27	5.45	5.03	5.00	4.95	4.95
A. Credit Market regulations	2.00	4.76	4.68	5.68	6.03	5.86	5.96
(i) Ownership of banks	2.00	0.00	0.00	2.00	2.00	2.00	2.00
(ii) Private sector credit		6.29	6.04	6.03	7.10	6.58	5.88
(iii) Interest rate controls / negative real interest rates		8.00	8.00	9.00	9.00	9.00	10.00
B. Labor Market regulations			6.22	5.95	5.99	5.36	5.36
(i) Hiring regulations and minimum wage			5.00	6.10	5.00	5.00	5.00
(ii) Hiring and firing regulations			6.33	4.26	5.23	3.90	4.09
(iii) Centralized collective bargaining			8.33	7.70	6.78	6.33	6.14
(iv) Hours regulations			8.00	8.00	8.00	6.00	6.00
(v) Mandated cost of worker dismissal			6.66	6.66	7.94	7.94	7.94
(vi) Conscriptation	10.00	0.00	3.00	3.00	3.00	3.00	3.00
C. Business regulations				3.47	2.98	3.62	3.54
(i) Administrative requirements				2.35	2.70	3.59	3.45
(ii) Bureaucracy costs				3.13	3.18	1.11	0.89
(iii) Starting a business			2.26	3.87	4.57	6.33	6.20
(iv) Extra payments/bribes/favoritism				3.69	2.24	2.00	2.06
(v) Licensing restrictions				5.97	3.41	7.30	7.21
(vi) Cost of Tax compliance			1.79	1.79	1.79	1.41	1.41

Chile

	1980	1990	2000	2005	2010	2015	2016
	Rating (Rank)	Rating (Rank)	Rating (Rank)	Rating (Rank)	Rating (Rank)	Rating (Rank)	Rating (Rank)
Summary Ratings (Rank)	5.05 (57)	6.61 (30)	7.36 (35)	7.74 (17)	7.89 (8)	7.79 (14)	7.80 (15)
	Rating (Data)	Rating (Data)	Rating (Data)	Rating (Data)	Rating (Data)	Rating (Data)	Rating (Data)
1. Size of Government	5.00	6.51	6.12	7.43	7.91	7.90	7.88
A. Government consumption	7.36 (14.98)	7.76 (13.62)	7.02 (16.14)	7.13 (15.76)	6.74 (17.1)	6.71 (17.2)	6.63 (17.46)
B. Transfers and subsidies	6.62 (12.9)	7.28 (10.5)	6.48 (13.42)	7.60 (9.32)	7.90 (8.2)	7.89 (8.24)	7.89 (8.24)
C. Government enterprises and investment	4.00 (32.2)	7.00 (20.5)	6.00 (28.21)	10.00 (8.72)	10.00 (10.61)	10.00 (10.39)	10.00 (10.39)
D. Top marginal tax rate	2.00	4.00	5.00	5.00	7.00	7.00	7.00
(i) Top marginal income tax rate	2.00 (58)	4.00 (50)	5.00 (45)	5.00 (40)	7.00 (40)	7.00 (40)	7.00 (40)
(ii) Top marginal income and payroll tax rate		4.00 (50)	5.00 (45)	5.00 (40)	7.00 (40)	7.00 (40)	7.00 (40)
2. Legal System & Property Rights	5.72	5.50	5.93	5.99	6.80	6.45	6.42
A. Judicial independence			5.85	4.77	7.45	6.38	6.44
B. Impartial courts			6.51	5.99	6.19	4.79	4.71
C. Protection of property rights	6.40	7.30	5.27	7.47	6.73	7.12	7.07
D. Military interference in rule of law and politics			6.67	6.88	7.50	7.50	7.50
E. Integrity of the legal system	8.30	6.70	8.33	8.33	7.50	7.50	7.50
F. Legal enforcement of contracts			5.11	5.11	5.11	5.11	5.11
G. Regulatory restrictions on sale of real property			8.95	8.99	8.99	9.07	9.07
H. Reliability of police				7.07	8.71	8.19	8.15
I. Business costs of crime				6.04	6.35	5.37	5.21
<i>Gender Disparity Adjustment</i>	0.78	0.78	0.78	0.78	0.90	0.90	0.90
3. Sound Money	2.31	7.65	9.30	9.34	8.94	9.31	9.33
A. Money growth	0.00 (52.46)	6.52 (17.4)	9.58 (2.08)	8.72 (6.39)	8.37 (8.16)	8.75 (6.27)	8.71 (6.43)
B. Standard deviation of inflation	0.00 (80.63)	8.34 (4.15)	8.40 (4.01)	9.23 (1.92)	7.68 (5.79)	9.37 (1.59)	9.37 (1.58)
C. Inflation: most recent year	4.25 (28.76)	5.75 (21.24)	9.23 (3.84)	9.39 (3.05)	9.72 (1.41)	9.13 (4.35)	9.24 (3.79)
D. Freedom to own foreign currency bank accounts	5.00	10.00	10.00	10.00	10.00	10.00	10.00
4. Freedom to Trade Internationally	6.50	6.73	8.05	8.45	8.25	8.21	8.27
A. Tariffs	8.71	8.18	8.91	9.48	9.47	9.47	9.47
(i) Revenue from trade taxes (% of trade sector)	8.13 (2.8)	7.53 (3.7)	8.53 (2.2)	9.61 (0.58)	9.77 (0.35)	9.77 (0.34)	9.78 (0.33)
(ii) Mean tariff rate	8.00 (10)	7.00 (15)	8.20 (9)	9.02 (4.9)	8.80 (6)	8.80 (6)	8.80 (6)
(iii) Standard deviation of tariff rates	10.00 (0)	10.00 (0)	10.00 (0)	9.81 (0.48)	9.83 (0.42)	9.83 (0.42)	9.83 (0.42)
B. Regulatory trade barriers			8.98	7.39	7.78	6.87	7.03
(i) Non-tariff trade barriers			8.28	7.68	8.40	6.91	7.23
(ii) Compliance cost of importing and exporting			9.67	7.09	7.16	6.83	6.83
C. Black-market exchange rates	8.80	10.00	10.00	10.00	10.00	10.00	10.00
D. Controls of the movement of capital and people	2.00	2.00	4.30	6.93	5.76	6.52	6.57
(i) Foreign ownership/investment restrictions			8.61	8.38	7.89	7.40	7.57
(ii) Capital controls	2.00	2.00	0.00	6.92	3.85	3.08	3.08
(iii) Freedom of foreigners to visit				5.50	5.53	9.07	9.07
5. Regulation	5.70	6.69	7.38	7.50	7.55	7.09	7.10
A. Credit Market regulations	7.54	8.43	9.27	9.33	8.94	8.95	8.95
(i) Ownership of banks	5.00	8.00	8.00	8.00	8.00	8.00	8.00
(ii) Private sector credit	9.63	9.28	9.82	10.00	9.82	8.85	8.84
(iii) Interest rate controls / negative real interest rates	8.00	8.00	10.00	10.00	9.00	10.00	10.00
B. Labor Market regulations		4.95	4.91	6.04	6.24	5.16	5.17
(i) Hiring regulations and minimum wage			3.36	6.70	6.67	6.67	6.67
(ii) Hiring and firing regulations		6.91	5.57	4.92	3.92	3.32	3.38
(iii) Centralized collective bargaining		7.93	8.85	8.47	7.57	8.46	8.46
(iv) Hours regulations			6.51	10.00	10.00	10.00	10.00
(v) Mandated cost of worker dismissal			5.18	5.18	8.27	2.52	2.52
(vi) Conscriptation	3.00	0.00	0.00	1.00	1.00	0.00	0.00
C. Business regulations			7.97	7.12	7.46	7.17	7.18
(i) Administrative requirements			7.88	4.66	4.41	4.13	4.04
(ii) Bureaucracy costs			7.93	6.03	8.33	8.22	7.78
(iii) Starting a business			9.03	9.03	9.72	9.82	9.79
(iv) Extra payments/bribes/favoritism			8.53	8.40	7.61	5.66	5.96
(v) Licensing restrictions				8.15	8.25	8.44	8.75
(vi) Cost of Tax compliance			6.46	6.46	6.46	6.74	6.74

China

	1980	1990	2000	2005	2010	2015	2016
	Rating (Rank)	Rating (Rank)	Rating (Rank)	Rating (Rank)	Rating (Rank)	Rating (Rank)	Rating (Rank)
Summary Ratings (Rank)	3.64 (94)	4.09 (100)	5.75 (96)	6.07 (105)	6.26 (115)	6.39 (113)	6.46 (108)
	Rating (Data)	Rating (Data)	Rating (Data)	Rating (Data)	Rating (Data)	Rating (Data)	Rating (Data)
1. Size of Government	2.63	3.65	3.35	4.61	4.56	5.06	5.04
A. Government consumption	5.25 (22.14)	5.94 (19.81)	4.06 (26.2)	4.16 (25.84)	3.94 (26.6)	3.95 (26.58)	3.86 (26.87)
B. Transfers and subsidies				8.29 (6.76)	8.29 (6.76)	8.29 (6.76)	8.29 (6.76)
C. Government enterprises and investment	0.00 (56.4)	0.00 (61.9)	0.00 (77.97)	0.00 (69.77)	0.00 (50.91)	2.00 (46.07)	2.00 (46.07)
D. Top marginal tax rate		5.00	6.00	6.00	6.00	6.00	6.00
(i) Top marginal income tax rate		5.00 (45)	6.00 (45)	6.00 (45)	6.00 (45)	6.00 (45)	6.00 (45)
(ii) Top marginal income and payroll tax rate					6.00 (45)	6.00 (45)	6.00 (45)
2. Legal System & Property Rights		5.79	5.68	5.60	6.13	5.63	5.65
A. Judicial independence			3.34	3.92	4.89	5.27	5.82
B. Impartial courts			4.18	4.03	5.21	4.97	5.17
C. Protection of property rights		4.60	3.22	4.95	6.74	5.87	5.96
D. Military interference in rule of law and politics			7.34	5.00	5.00	5.00	5.00
E. Integrity of the legal system		8.30	6.67	7.50	6.67	5.83	5.83
F. Legal enforcement of contracts			6.73	6.73	6.73	6.07	5.74
G. Regulatory restrictions on sale of real property			8.27	8.27	8.27	8.51	8.51
H. Reliability of police				5.08	5.95	6.15	5.98
I. Business costs of crime				4.92	6.77	6.49	6.31
<i>Gender Disparity Adjustment</i>	0.67	1.00	1.00	1.00	0.96	0.87	0.87
3. Sound Money	6.18	6.73	8.12	8.18	7.89	8.28	8.54
A. Money growth	6.00 (20)	9.18 (4.09)	8.90 (5.48)	9.05 (4.76)	8.57 (7.14)	9.67 (-1.66)	9.98 (-0.09)
B. Standard deviation of inflation	9.48 (1.31)	8.86 (2.84)	8.63 (3.43)	9.04 (2.41)	8.63 (3.42)	8.74 (3.14)	9.59 (1.03)
C. Inflation: most recent year	9.24 (3.78)	8.86 (5.68)	9.95 (0.26)	9.64 (1.82)	9.34 (3.31)	9.71 (1.44)	9.60 (2)
D. Freedom to own foreign currency bank accounts	0.00	0.00	5.00	5.00	5.00	5.00	5.00
4. Freedom to Trade Internationally	2.72	2.72	6.50	6.64	6.68	6.63	6.71
A. Tariffs	3.15	3.16	7.11	7.96	8.13	8.11	8.21
(i) Revenue from trade taxes (% of trade sector)	6.20 (5.7)	7.53 (3.7)	8.86 (1.71)	8.81 (1.78)	9.35 (0.98)	9.35 (0.98)	9.35 (0.98)
(ii) Mean tariff rate	0.10 (49.5)	1.94 (40.3)	6.74 (16.3)	8.16 (9.2)	8.08 (9.6)	8.02 (9.9)	8.02 (9.9)
(iii) Standard deviation of tariff rates		0.00 (32.1)	5.72 (10.7)	6.91 (7.72)	6.97 (7.58)	6.95 (7.62)	7.27 (6.83)
B. Regulatory trade barriers			6.18	6.02	6.38	6.06	6.22
(i) Non-tariff trade barriers			4.35	5.14	5.86	5.49	5.81
(ii) Compliance cost of importing and exporting			8.00	6.91	6.91	6.63	6.63
C. Black-market exchange rates	5.00	0.00	10.00	10.00	10.00	10.00	10.00
D. Controls of the movement of capital and people	0.00	5.00	2.71	2.56	2.19	2.36	2.40
(i) Foreign ownership/investment restrictions			4.66	6.71	6.35	5.76	5.89
(ii) Capital controls	0.00	5.00	0.77	0.77	0.00	0.77	0.77
(iii) Freedom of foreigners to visit				0.20	0.22	0.55	0.55
5. Regulation	3.04	1.58	5.11	5.31	6.04	6.33	6.36
A. Credit Market regulations	0.00	0.00	6.46	7.06	6.76	7.13	7.13
(i) Ownership of banks	0.00	0.00	0.00	2.00	2.00	2.00	2.00
(ii) Private sector credit			9.39	9.18	9.28	9.40	9.40
(iii) Interest rate controls / negative real interest rates	0.00	0.00	10.00	10.00	9.00	10.00	10.00
B. Labor Market regulations		3.16	4.15	4.98	5.66	5.60	5.54
(i) Hiring regulations and minimum wage			4.37	8.90	8.90	8.90	8.90
(ii) Hiring and firing regulations		4.30	5.10	5.27	5.45	5.76	5.77
(iii) Centralized collective bargaining	4.49	5.18	7.67	7.44	7.10	6.42	6.05
(iv) Hours regulations			6.18	6.70	10.00	10.00	10.00
(v) Mandated cost of worker dismissal			1.56	1.56	2.52	2.52	2.52
(vi) Conscriptation	0.00	0.00	0.00	0.00	0.00	0.00	0.00
C. Business regulations			4.74	3.88	5.69	6.25	6.40
(i) Administrative requirements			7.60	3.96	4.89	5.25	5.63
(ii) Bureaucracy costs			5.40	2.00	5.15	3.78	3.11
(iii) Starting a business			4.96	8.08	8.42	9.07	9.26
(iv) Extra payments/bribes/favoritism			5.49	5.52	5.11	5.40	5.85
(v) Licensing restrictions				3.52	5.04	6.92	6.87
(vi) Cost of Tax compliance			0.23	0.23	5.54	7.10	7.68

Colombia

	1980	1990	2000	2005	2010	2015	2016
	Rating (Rank)	Rating (Rank)	Rating (Rank)	Rating (Rank)	Rating (Rank)	Rating (Rank)	Rating (Rank)
Summary Ratings (Rank)	4.59 (69)	5.02 (68)	5.67 (100)	6.34 (91)	6.74 (84)	6.55 (103)	6.50 (105)
	Rating (Data)	Rating (Data)	Rating (Data)	Rating (Data)	Rating (Data)	Rating (Data)	Rating (Data)
1. Size of Government	5.35	7.23	4.64	6.45	7.16	6.84	6.86
A. Government consumption	8.07 (12.57)	7.78 (13.56)	4.35 (25.2)	2.69 (30.87)	5.53 (21.2)	5.04 (22.87)	5.10 (22.67)
B. Transfers and subsidies	9.35 (2.9)	9.13 (3.7)	8.71 (5.24)	7.60 (9.32)	8.10 (7.47)	7.84 (8.43)	7.84 (8.43)
C. Government enterprises and investment	2.00 (41.5)	4.00 (38.5)	0.00 (51.89)	10.00 (13.76)	10.00 (12.37)	10.00 (13.45)	10.00 (14.76)
D. Top marginal tax rate	2.00	8.00	5.50	5.50	5.00	4.50	4.50
(i) Top marginal income tax rate	2.00 (56)	8.00 (30)	7.00 (35)	7.00 (35)	7.00 (35)	7.00 (33)	7.00 (33)
(ii) Top marginal income and payroll tax rate		8.00 (30)	4.00 (43.4)	4.00 (45)	3.00 (47)	2.00 (52)	2.00 (52)
2. Legal System & Property Rights	3.98	3.41	4.03	4.42	4.28	3.79	3.82
A. Judicial independence			3.51	4.42	4.17	3.21	3.27
B. Impartial courts			5.85	4.64	3.93	3.18	2.75
C. Protection of property rights	4.60	4.60	3.28	6.16	4.85	5.18	4.80
D. Military interference in rule of law and politics			3.33	3.33	3.33	3.33	4.17
E. Integrity of the legal system	3.30	1.70	1.67	1.67	3.33	3.33	3.33
F. Legal enforcement of contracts			1.80	1.80	2.09	2.22	2.22
G. Regulatory restrictions on sale of real property			8.74	8.74	9.06	9.04	9.09
H. Reliability of police				5.72	5.56	3.99	3.92
I. Business costs of crime				3.33	2.93	3.00	3.17
<i>Gender Disparity Adjustment</i>	1.00	1.00	1.00	1.00	0.96	0.87	0.87
3. Sound Money	4.86	4.90	6.31	7.81	8.20	8.03	7.97
A. Money growth	6.63 (16.85)	6.21 (18.97)	8.28 (8.61)	7.69 (11.53)	8.97 (5.17)	8.96 (5.21)	9.06 (4.68)
B. Standard deviation of inflation	8.33 (4.17)	9.09 (2.27)	8.81 (2.97)	9.57 (1.09)	9.30 (1.75)	9.15 (2.13)	9.33 (1.66)
C. Inflation: most recent year	4.48 (27.61)	4.29 (28.55)	8.16 (9.22)	8.99 (5.05)	9.54 (2.28)	9.00 (5.01)	8.50 (7.52)
D. Freedom to own foreign currency bank accounts	0.00	0.00	0.00	5.00	5.00	5.00	5.00
4. Freedom to Trade Internationally	3.62	4.04	7.00	6.48	6.94	6.91	6.81
A. Tariffs	4.05	5.53	7.85	7.72	7.31	8.03	7.82
(i) Revenue from trade taxes (% of trade sector)	4.80 (7.8)	5.99 (6.01)	8.37 (2.44)	8.73 (1.9)	7.97 (3.04)	8.94 (1.59)	8.85 (1.73)
(ii) Mean tariff rate	3.30 (33.5)	3.92 (30.4)	7.66 (11.7)	7.62 (11.9)	7.50 (12.5)	8.86 (5.7)	8.68 (6.6)
(iii) Standard deviation of tariff rates		6.68 (8.3)	7.52 (6.2)	6.80 (8)	6.45 (8.88)	6.28 (9.29)	5.93 (10.16)
B. Regulatory trade barriers			6.20	4.98	6.56	4.42	4.32
(i) Non-tariff trade barriers			4.90	4.83	4.94	5.21	5.01
(ii) Compliance cost of importing and exporting			7.50	5.13	8.18	3.63	3.63
C. Black-market exchange rates	6.80	6.60	10.00	8.07	9.02	9.53	9.53
D. Controls of the movement of capital and people	0.00	0.00	3.94	5.16	4.88	5.68	5.57
(i) Foreign ownership/investment restrictions			7.87	6.81	6.03	5.86	5.54
(ii) Capital controls	0.00	0.00	0.00	0.77	0.77	1.54	1.54
(iii) Freedom of foreigners to visit				7.90	7.85	9.62	9.62
5. Regulation	5.16	5.50	6.39	6.54	7.13	7.17	7.04
A. Credit Market regulations	8.00	8.20	8.70	8.24	8.49	8.81	8.88
(i) Ownership of banks	8.00	8.00	8.00	8.00	8.00	8.00	8.00
(ii) Private sector credit		8.61	8.10	6.72	7.46	8.42	8.65
(iii) Interest rate controls / negative real interest rates	8.00	8.00	10.00	10.00	10.00	10.00	10.00
B. Labor Market regulations			4.00	5.37	5.92	5.98	5.84
(i) Hiring regulations and minimum wage			2.85	7.80	8.90	8.90	8.90
(ii) Hiring and firing regulations		5.50	4.15	5.05	4.91	3.94	3.88
(iii) Centralized collective bargaining			5.93	6.81	6.92	7.22	6.43
(iv) Hours regulations			5.51	8.00	10.00	10.00	10.00
(v) Mandated cost of worker dismissal			4.53	4.53	4.82	4.82	4.82
(vi) Conscriptation	0.00	0.00	1.00	0.00	0.00	1.00	1.00
C. Business regulations			6.47	6.03	6.98	6.72	6.41
(i) Administrative requirements			6.43	2.61	3.17	2.69	2.63
(ii) Bureaucracy costs			6.75	5.81	7.88	7.78	7.33
(iii) Starting a business			8.38	8.38	9.47	9.63	9.50
(iv) Extra payments/bribes/favoritism			5.89	6.38	4.12	3.21	2.94
(v) Licensing restrictions				8.09	9.39	9.72	8.75
(vi) Cost of Tax compliance			4.89	4.89	7.84	7.32	7.32

Congo, Democratic Republic

	1980	1990	2000	2005	2010	2015	2016
	Rating (Rank)	Rating (Rank)	Rating (Rank)	Rating (Rank)	Rating (Rank)	Rating (Rank)	Rating (Rank)
Summary Ratings (Rank)	2.84 (102)	3.12 (108)	4.01 (122)	4.61 (137)	5.38 (144)	5.78 (134)	5.67 (148)
	Rating (Data)	Rating (Data)	Rating (Data)	Rating (Data)	Rating (Data)	Rating (Data)	Rating (Data)
1. Size of Government	5.00	5.74	7.45	7.16	5.52	7.08	7.13
A. Government consumption	9.04 (9.28)	8.03 (12.7)	9.29 (8.41)	9.16 (8.87)	8.72 (10.35)	7.49 (14.54)	7.68 (13.9)
B. Transfers and subsidies	9.97 (0.6)	9.92 (0.8)	10.00 (0.01)	10.00 (0)	8.85 (4.72)	8.85 (4.72)	8.85 (4.72)
C. Government enterprises and investment	0.00 (58.2)	4.00 (31.1)	10.00 (13.1)	7.00 (24.14)	2.00 (42.8)	8.00 (19.5)	8.00 (15.23)
D. Top marginal tax rate	1.00	1.00	0.50	2.50	2.50	4.00	4.00
(i) Top marginal income tax rate	1.00 (60)	1.00 (60)	1.00 (60)	3.00 (50)	3.00 (50)	5.00 (40)	5.00 (40)
(ii) Top marginal income and payroll tax rate		1.00 (60)	0.00 (63)	2.00 (54)	2.00 (54)	3.00 (49)	3.00 (48)
2. Legal System & Property Rights	1.58	1.63	1.50	1.37	2.87	2.65	2.63
A. Judicial independence						2.00	2.32
B. Impartial courts			3.59	2.50	2.70	3.27	3.12
C. Protection of property rights	1.70	1.90				4.57	3.96
D. Military interference in rule of law and politics			0.00	0.00	5.00	2.50	2.50
E. Integrity of the legal system	1.70	1.70	1.67	1.67	1.67	1.67	1.67
F. Legal enforcement of contracts			0.30	0.30	0.87	0.97	0.97
G. Regulatory restrictions on sale of real property			5.67	5.80	6.74	5.39	5.63
H. Reliability of police						4.44	3.94
I. Business costs of crime						5.32	5.74
<i>Gender Disparity Adjustment</i>	0.33	0.33	0.33	0.33	0.69	0.59	0.59
3. Sound Money	1.10	0.00	1.25	5.04	7.89	7.89	7.35
A. Money growth	4.39 (28.06)	0.00 (62.92)	0.00 (2290)	4.44 (27.79)	5.55 (22.27)	9.30 (3.52)	8.78 (6.08)
B. Standard deviation of inflation	0.00 (25.49)	0.00 (30.17)	0.00 (248.28)	0.00 (163.85)	7.41 (6.46)	7.80 (5.51)	9.24 (1.9)
C. Inflation: most recent year	0.00 (51.4)	0.00 (108.95)	0.00 (550.01)	5.74 (21.32)	8.58 (7.1)	9.48 (2.6)	6.36 (18.2)
D. Freedom to own foreign currency bank accounts	0.00	0.00	5.00	10.00	10.00	5.00	5.00
4. Freedom to Trade Internationally	2.07	4.30	4.15	4.90	5.17	5.45	5.51
A. Tariffs	4.21	4.90	8.70	7.40	7.74	7.75	7.75
(i) Revenue from trade taxes (% of trade sector)	3.13 (10.3)	3.93 (9.1)	8.70 (1.95)	7.03 (4.45)	7.79 (3.32)	7.79 (3.32)	7.79 (3.32)
(ii) Mean tariff rate	5.28 (23.6)	5.86 (20.7)		7.60 (12)	7.80 (11)	7.82 (10.9)	7.82 (10.9)
(iii) Standard deviation of tariff rates				7.55 (6.12)	7.62 (5.94)	7.65 (5.89)	7.65 (5.89)
B. Regulatory trade barriers				2.19	2.54	1.61	2.02
(i) Non-tariff trade barriers						3.21	4.03
(ii) Compliance cost of importing and exporting				2.19	2.54	0.00	0.00
C. Black-market exchange rates	0.00	6.00	1.43	10.00	10.00	10.00	10.00
D. Controls of the movement of capital and people	2.00	2.00	2.31	0.00	0.38	2.44	2.27
(i) Foreign ownership/investment restrictions						6.21	5.71
(ii) Capital controls	2.00	2.00	2.31	0.00	0.77	0.77	0.77
(iii) Freedom of foreigners to visit				0.00	0.00	0.33	0.33
5. Regulation	4.43	3.94	5.71	4.57	5.48	5.80	5.75
A. Credit Market regulations	4.34	2.88	6.31	4.81	6.33	6.33	6.33
(i) Ownership of banks	0.00	0.00	0.00	0.00	0.00	0.00	0.00
(ii) Private sector credit	8.69	8.65	8.94	9.43	10.00	10.00	10.00
(iii) Interest rate controls / negative real interest rates		0.00	10.00	5.00	9.00	9.00	9.00
B. Labor Market regulations			5.11	5.11	5.67	5.82	5.81
(i) Hiring regulations and minimum wage			5.00	5.00	1.67	5.00	1.67
(ii) Hiring and firing regulations						3.93	5.23
(iii) Centralized collective bargaining						6.96	6.94
(iv) Hours regulations			5.30	5.30	8.00	6.00	8.00
(v) Mandated cost of worker dismissal			7.13	7.13	10.00	10.00	10.00
(vi) Conscription	3.00	3.00	3.00	3.00	3.00	3.00	3.00
C. Business regulations				3.81	4.43	5.25	5.11
(i) Administrative requirements						4.37	3.41
(ii) Bureaucracy costs					0.91	0.00	0.00
(iii) Starting a business			3.33	3.33	4.59	9.32	9.44
(iv) Extra payments/bribes/favoritism						2.79	2.75
(v) Licensing restrictions				1.54	5.99	8.92	8.91
(vi) Cost of Tax compliance			6.55	6.55	6.23	6.12	6.12

Congo, Republic of

	1980	1990	2000	2005	2010	2015	2016
	Rating (Rank)	Rating (Rank)	Rating (Rank)	Rating (Rank)	Rating (Rank)	Rating (Rank)	Rating (Rank)
Summary Ratings (Rank)	4.67 (66)	4.77 (84)	4.26 (121)	4.54 (138)	4.74 (150)	4.81 (157)	5.02 (157)
	Rating (Data)	Rating (Data)	Rating (Data)	Rating (Data)	Rating (Data)	Rating (Data)	Rating (Data)
1. Size of Government	2.86	4.81	4.54	4.66	5.17	4.62	5.83
A. Government consumption	3.72 (27.34)	6.42 (18.16)	1.60 (34.55)	2.33 (32.09)	5.51 (21.28)	5.58 (21.04)	5.44 (21.52)
B. Transfers and subsidies			9.55 (2.15)	9.31 (3.03)	9.67 (1.7)	9.90 (0.87)	9.90 (0.87)
C. Government enterprises and investment	2.00 (44.2)	4.00 (32.6)	4.00 (33.2)	4.00 (31.67)	2.00 (49.63)	0.00 (54.3)	4.00 (37.31)
D. Top marginal tax rate		4.00	3.00	3.00	3.50	3.00	4.00
(i) Top marginal income tax rate		4.00 (50)	3.00 (50)	3.00 (50)	4.00 (45)	4.00 (45)	5.00 (40)
(ii) Top marginal income and payroll tax rate					3.00 (49)	2.00 (51)	3.00 (46)
2. Legal System & Property Rights	4.18	2.70	1.90	2.11	3.09	3.41	3.24
A. Judicial independence							
B. Impartial courts			1.86	3.00	3.60	3.70	3.70
C. Protection of property rights	4.00	1.90					
D. Military interference in rule of law and politics			0.00	0.00	3.33	5.00	5.00
E. Integrity of the legal system	5.80	3.30	3.33	3.33	3.33	3.33	3.33
F. Legal enforcement of contracts			3.01	3.01	3.01	3.01	3.01
G. Regulatory restrictions on sale of real property			2.41	2.41	3.96	4.92	3.96
H. Reliability of police							
I. Business costs of crime							
<i>Gender Disparity Adjustment</i>	0.79	0.79	0.79	0.79	0.79	0.71	0.71
3. Sound Money	5.45	5.96	4.29	5.33	4.69	5.77	5.60
A. Money growth	8.78 (6.12)	9.81 (0.93)	7.24 (13.81)	8.60 (7.01)	7.56 (12.19)	9.89 (-0.53)	7.76 (-11.19)
B. Standard deviation of inflation	7.04 (7.41)	4.20 (14.51)	0.10 (24.75)	3.79 (15.52)	2.21 (19.48)	4.11 (14.73)	5.37 (11.57)
C. Inflation: most recent year	5.97 (20.14)	9.85 (-0.77)	9.83 (-0.84)	8.94 (5.28)	9.00 (5)	9.10 (4.51)	9.28 (3.6)
D. Freedom to own foreign currency bank accounts	0.00	0.00	0.00	0.00	0.00	0.00	0.00
4. Freedom to Trade Internationally	5.69	4.58	5.81	4.83	5.05	4.71	4.88
A. Tariffs	7.47	4.53	7.43	7.21	7.35	7.30	7.99
(i) Revenue from trade taxes (% of trade sector)	7.47 (3.8)	4.53 (8.2)	9.25 (1.13)	9.20 (1.2)	9.41 (0.88)	9.35 (0.98)	9.35 (0.98)
(ii) Mean tariff rate			6.48 (17.6)	6.18 (19.1)	6.42 (17.9)	6.38 (18.1)	7.62 (11.9)
(iii) Standard deviation of tariff rates			6.56 (8.6)	6.25 (9.38)	6.21 (9.49)	6.16 (9.59)	7.00 (7)
B. Regulatory trade barriers				2.10	2.10	0.00	0.00
(i) Non-tariff trade barriers							
(ii) Compliance cost of importing and exporting				2.10	2.10	0.00	0.00
C. Black-market exchange rates	9.60	9.20	10.00	10.00	10.00	10.00	10.00
D. Controls of the movement of capital and people	0.00	0.00	0.00	0.00	0.77	1.54	1.54
(i) Foreign ownership/investment restrictions							
(ii) Capital controls	0.00	0.00	0.00	0.00	1.54	1.54	1.54
(iii) Freedom of foreigners to visit				0.00	0.00	1.55	1.55
5. Regulation	5.16	5.79	4.75	5.77	5.69	5.54	5.55
A. Credit Market regulations	3.00	5.45	3.49	5.33	6.33	6.05	6.06
(i) Ownership of banks	0.00	0.00	0.00	0.00	0.00	0.00	0.00
(ii) Private sector credit		6.36	7.48	10.00	10.00	9.16	8.17
(iii) Interest rate controls / negative real interest rates	6.00	10.00	3.00	6.00	9.00	9.00	10.00
B. Labor Market regulations			6.01	6.29	6.48	5.66	5.66
(i) Hiring regulations and minimum wage			1.10	2.20	2.23	1.10	1.10
(ii) Hiring and firing regulations							
(iii) Centralized collective bargaining							
(iv) Hours regulations			6.00	6.00	6.00	4.00	4.00
(v) Mandated cost of worker dismissal			6.94	6.94	7.68	7.53	7.53
(vi) Conscriptation	10.00	10.00	10.00	10.00	10.00	10.00	10.00
C. Business regulations				5.70	4.26	4.90	4.94
(i) Administrative requirements							
(ii) Bureaucracy costs					0.76	0.67	0.67
(iii) Starting a business			6.20	6.72	5.48	7.45	7.61
(iv) Extra payments/bribes/favoritism							
(v) Licensing restrictions				7.17	7.60	8.23	8.23
(vi) Cost of Tax compliance			3.21	3.21	3.21	3.25	3.25

Costa Rica

	1980	1990	2000	2005	2010	2015	2016
	Rating (Rank)	Rating (Rank)	Rating (Rank)	Rating (Rank)	Rating (Rank)	Rating (Rank)	Rating (Rank)
Summary Ratings (Rank)	5.52 (46)	6.98 (22)	7.46 (31)	7.56 (25)	7.28 (48)	7.51 (36)	7.55 (33)
	Rating (Data)	Rating (Data)	Rating (Data)	Rating (Data)	Rating (Data)	Rating (Data)	Rating (Data)
1. Size of Government	5.72	7.20	7.13	8.57	7.85	7.60	7.61
A. Government consumption	5.37 (21.75)	5.04 (22.85)	6.94 (16.4)	6.66 (17.36)	5.49 (21.35)	5.39 (21.67)	5.44 (21.52)
B. Transfers and subsidies	8.50 (6)	8.77 (5)	8.59 (5.66)	8.64 (5.5)	9.42 (2.63)	8.50 (6)	8.50 (6)
C. Government enterprises and investment	4.00 (36.2)	7.00 (21)	6.00 (27.1)	10.00 (5.66)	10.00 (9.47)	10.00 (9.47)	10.00
D. Top marginal tax rate	5.00	8.00	7.00	9.00	6.50	6.50	6.50
(i) Top marginal income tax rate	5.00 (50)	9.00 (25)	9.00 (25)	10.00 (15-25)	9.00 (25)	9.00 (25)	9.00 (25)
(ii) Top marginal income and payroll tax rate		7.00 (33)	5.00 (39)	8.00 (24-33)	4.00 (43)	4.00 (44)	4.00 (44)
2. Legal System & Property Rights	5.21	5.46	6.42	6.32	5.88	5.77	5.89
A. Judicial independence			6.35	6.87	6.46	6.96	7.26
B. Impartial courts			6.85	6.51	4.73	4.30	4.39
C. Protection of property rights	4.60	5.30	4.50	6.08	5.51	6.01	6.30
D. Military interference in rule of law and politics			10.00	10.00	10.00	10.00	10.00
E. Integrity of the legal system	6.70	6.70	6.67	6.67	5.83	5.00	5.00
F. Legal enforcement of contracts			2.16	3.52	3.52	3.52	3.52
G. Regulatory restrictions on sale of real property			8.42	8.45	8.50	8.52	8.67
H. Reliability of police				5.02	6.13	5.79	6.10
I. Business costs of crime				3.74	4.28	5.37	5.41
<i>Gender Disparity Adjustment</i>	1.00	1.00	1.00	1.00	0.93	0.87	0.87
3. Sound Money	8.04	8.41	7.88	8.75	8.00	9.76	9.78
A. Money growth	7.72 (11.41)	8.66 (6.72)	5.16 (24.22)	8.37 (8.14)	8.75 (6.23)	9.41 (2.95)	9.51 (2.45)
B. Standard deviation of inflation	8.22 (4.46)	8.68 (3.29)	8.55 (3.63)	9.40 (1.49)	9.36 (1.61)	9.79 (0.53)	9.61 (0.97)
C. Inflation: most recent year	6.23 (18.83)	6.29 (18.57)	7.80 (10.99)	7.24 (13.8)	8.87 (5.66)	9.84 (0.8)	10.00 (0)
D. Freedom to own foreign currency bank accounts	10.00	10.00	10.00	10.00	5.00	10.00	10.00
4. Freedom to Trade Internationally	1.74	6.88	8.63	7.88	8.15	7.99	8.00
A. Tariffs	3.23	5.63	8.40	8.08	8.15	8.00	7.96
(i) Revenue from trade taxes (% of trade sector)	6.47 (5.3)	5.33 (7)	9.28 (1.08)	9.24 (1.14)	9.17 (1.25)	8.89 (1.67)	8.61 (2.08)
(ii) Mean tariff rate	0.00 (55)	6.72 (16.4)	8.92 (5.4)	8.60 (7)	8.92 (5.4)	8.88 (5.6)	8.88 (5.6)
(iii) Standard deviation of tariff rates		4.84 (12.9)	7.00 (7.5)	6.39 (9.03)	6.35 (9.13)	6.24 (9.41)	6.39 (9.02)
B. Regulatory trade barriers			6.50	4.84	6.71	6.07	6.09
(i) Non-tariff trade barriers			5.17	4.70	5.29	4.67	4.71
(ii) Compliance cost of importing and exporting			7.83	4.98	8.14	7.47	7.47
C. Black-market exchange rates	0.00	10.00	10.00	10.00	10.00	10.00	10.00
D. Controls of the movement of capital and people	2.00	5.00	9.63	8.61	7.74	7.90	7.96
(i) Foreign ownership/investment restrictions			9.26	7.54	7.12	6.71	6.90
(ii) Capital controls	2.00	5.00	10.00	9.09	6.92	7.69	7.69
(iii) Freedom of foreigners to visit				9.20	9.18	9.29	9.29
5. Regulation	6.90	6.94	7.25	6.26	6.52	6.43	6.45
A. Credit Market regulations	8.18	8.50	9.21	7.50	7.14	6.71	6.80
(i) Ownership of banks	10.00	10.00	10.00	5.00	5.00	5.00	5.00
(ii) Private sector credit	6.37	7.51	8.64	8.49	7.42	6.13	6.39
(iii) Interest rate controls / negative real interest rates		8.00	9.00	9.00	9.00	9.00	9.00
B. Labor Market regulations			6.21	5.94	6.21	6.19	6.15
(i) Hiring regulations and minimum wage			3.46	1.10	2.23	2.23	2.23
(ii) Hiring and firing regulations			4.97	5.51	5.34	5.37	4.80
(iii) Centralized collective bargaining			5.00	5.73	6.04	5.90	6.18
(iv) Hours regulations			6.51	6.00	8.00	8.00	8.00
(v) Mandated cost of worker dismissal			7.31	7.31	5.66	5.66	5.66
(vi) Conscription	10.00	10.00	10.00	10.00	10.00	10.00	10.00
C. Business regulations			6.34	5.35	6.22	6.40	6.40
(i) Administrative requirements			6.83	2.58	3.45	2.61	2.58
(ii) Bureaucracy costs			6.15	2.35	5.76	4.89	4.89
(iii) Starting a business			7.31	7.29	7.96	9.18	9.19
(iv) Extra payments/bribes/favoritism			5.92	6.91	5.36	4.39	4.74
(v) Licensing restrictions				7.48	7.56	8.99	8.71
(vi) Cost of Tax compliance			5.49	5.49	7.24	8.31	8.31

Côte d'Ivoire

	1980	1990	2000	2005	2010	2015	2016
	Rating (Rank)	Rating (Rank)	Rating (Rank)	Rating (Rank)	Rating (Rank)	Rating (Rank)	Rating (Rank)
Summary Ratings (Rank)	5.20 (52)	4.91 (76)	5.78 (94)	5.87 (114)	5.69 (137)	5.93 (129)	6.00 (132)
	Rating (Data)	Rating (Data)	Rating (Data)	Rating (Data)	Rating (Data)	Rating (Data)	Rating (Data)
1. Size of Government	5.39	4.07	8.41	8.04	6.35	5.78	5.82
A. Government consumption	5.54 (21.17)	6.20 (18.93)	8.18 (12.2)	8.82 (10.02)	7.25 (15.36)	7.17 (15.62)	7.34 (15.06)
B. Transfers and subsidies	9.01 (4.15)		9.48 (2.41)	9.35 (2.89)	9.66 (1.75)	9.96 (0.65)	9.96 (0.65)
C. Government enterprises and investment	2.00 (46.8)	2.00 (42.2)	6.00 (25.3)	4.00 (32.96)	6.00 (27.69)	4.00 (34.39)	4.00 (31.92)
D. Top marginal tax rate	5.00	4.00	10.00	10.00	2.50	2.00	2.00
(i) Top marginal income tax rate	5.00 (45)	4.00 (45)	10.00 (10)	10.00 (10)	3.00 (47)	3.00 (47)	3.00 (47)
(ii) Top marginal income and payroll tax rate					2.00 (52)	1.00 (58)	1.00 (58)
2. Legal System & Property Rights		4.00	2.36	2.59	2.65	4.56	4.56
A. Judicial independence					1.33	4.29	4.29
B. Impartial courts			4.60	3.00	2.87	4.84	4.84
C. Protection of property rights		5.90			3.54	5.40	5.40
D. Military interference in rule of law and politics			1.67	1.67	2.50	3.33	3.33
E. Integrity of the legal system		4.20	5.00	4.17	4.17	4.17	4.17
F. Legal enforcement of contracts			2.47	2.47	2.47	3.97	3.97
G. Regulatory restrictions on sale of real property			0.43	4.23	4.26	6.93	7.00
H. Reliability of police					2.35	5.08	5.08
I. Business costs of crime					3.09	4.63	4.63
<i>Gender Disparity Adjustment</i>	0.56	0.67	0.67	0.67	0.79	0.92	0.92
3. Sound Money	5.00	6.90	6.69	6.73	6.56	7.00	7.18
A. Money growth	8.66 (6.69)	9.18 (-4.12)	9.79 (1.06)	8.49 (7.54)	7.81 (10.93)	8.91 (5.45)	9.09 (4.53)
B. Standard deviation of inflation	6.18 (9.55)	9.34 (1.64)	7.48 (6.29)	9.21 (1.98)	8.75 (3.12)	9.35 (1.63)	9.76 (0.61)
C. Inflation: most recent year	5.17 (24.14)	9.10 (-4.52)	9.51 (2.46)	9.22 (3.89)	9.66 (1.68)	9.75 (1.24)	9.85 (0.73)
D. Freedom to own foreign currency bank accounts	0.00	0.00	0.00	0.00	0.00	0.00	0.00
4. Freedom to Trade Internationally	4.19	4.09	5.26	5.90	6.35	5.58	5.48
A. Tariffs	2.98	3.07	5.77	6.51	6.60	6.19	5.77
(i) Revenue from trade taxes (% of trade sector)	1.47 (12.8)	2.73 (10.9)	3.99 (9.02)	4.80 (7.8)	4.88 (7.68)	3.97 (9.04)	2.74 (10.89)
(ii) Mean tariff rate	4.50 (27.5)	3.40 (33)	7.60 (12)	7.48 (12.6)	7.62 (11.9)	7.56 (12.2)	7.56 (12.2)
(iii) Standard deviation of tariff rates			5.72 (10.7)	7.26 (6.84)	7.29 (6.78)	7.02 (7.44)	7.02 (7.44)
B. Regulatory trade barriers				5.55	5.49	2.93	2.93
(i) Non-tariff trade barriers					5.15	4.03	4.03
(ii) Compliance cost of importing and exporting				5.55	5.82	1.83	1.83
C. Black-market exchange rates	9.60	9.20	10.00	10.00	10.00	10.00	10.00
D. Controls of the movement of capital and people	0.00	0.00	0.00	1.53	3.34	3.22	3.22
(i) Foreign ownership/investment restrictions					6.91	6.45	6.45
(ii) Capital controls	0.00	0.00	0.00	0.77	0.77	0.77	0.77
(iii) Freedom of foreigners to visit				2.30	2.32	2.43	2.43
5. Regulation	6.21	5.51	6.15	6.09	6.53	6.71	6.94
A. Credit Market regulations	6.56	6.39	7.26	7.69	9.19	8.69	8.69
(i) Ownership of banks	2.00	2.00	8.00	8.00	8.00	8.00	8.00
(ii) Private sector credit	9.67	9.17	7.78	9.06	9.58	8.08	8.08
(iii) Interest rate controls / negative real interest rates	8.00	8.00	6.00	6.00	10.00	10.00	10.00
B. Labor Market regulations			5.04	4.61	5.78	5.74	5.93
(i) Hiring regulations and minimum wage			4.40	6.70	6.67	4.43	5.57
(ii) Hiring and firing regulations					5.99	4.70	4.70
(iii) Centralized collective bargaining					7.44	6.75	6.75
(iv) Hours regulations			5.30	5.30	6.00	8.00	8.00
(v) Mandated cost of worker dismissal			5.46	5.46	7.57	7.57	7.57
(vi) Conscriptation	10.00	5.00	5.00	1.00	1.00	3.00	3.00
C. Business regulations				5.97	4.62	5.70	6.20
(i) Administrative requirements					3.53	5.07	5.07
(ii) Bureaucracy costs					3.18	3.33	3.33
(iii) Starting a business			6.01	6.41	6.93	9.57	9.59
(iv) Extra payments/bribes/favoritism					2.45	3.98	3.98
(v) Licensing restrictions				4.54	4.63	5.26	8.27
(vi) Cost of Tax compliance			6.97	6.97	6.97	6.97	6.97

Croatia

	1980	1990	2000	2005	2010	2015	2016
	Rating (Rank)	Rating (Rank)	Rating (Rank)	Rating (Rank)	Rating (Rank)	Rating (Rank)	Rating (Rank)
Summary Ratings (Rank)			6.28 (78)	6.47 (83)	6.68 (88)	7.04 (73)	6.96 (75)
	Rating (Data)	Rating (Data)	Rating (Data)	Rating (Data)	Rating (Data)	Rating (Data)	Rating (Data)
1. Size of Government			4.03	4.55	4.65	4.68	4.68
A. Government consumption			2.45 (31.66)	4.86 (23.49)	4.32 (25.3)	4.44 (24.91)	4.44 (24.91)
B. Transfers and subsidies			4.65 (20.13)	4.35 (21.23)	4.79 (19.63)	4.30 (21.43)	4.30 (21.43)
C. Government enterprises and investment			7.00 (22.99)	8.00 (18.43)	8.00 (15.4)	8.00 (15.08)	8.00 (16.17)
D. Top marginal tax rate			2.00	1.00	1.50	2.00	2.00
(i) Top marginal income tax rate			4.00 (35-53)	2.00 (45-63)	3.00 (44-51)	4.00 (40-47)	4.00 (40-47)
(ii) Top marginal income and payroll tax rate			0.00 (55.9-68)	0.00 (62-75)	0.00 (62-67)	0.00 (58-63)	0.00 (58-63)
2. Legal System & Property Rights			6.18	5.24	5.66	5.69	5.48
A. Judicial independence				3.69	3.42	3.54	3.15
B. Impartial courts			6.07	4.04	2.81	2.14	1.77
C. Protection of property rights				4.98	4.88	4.68	4.38
D. Military interference in rule of law and politics			8.33	8.33	8.33	8.33	8.33
E. Integrity of the legal system			8.33	8.33	7.50	7.50	7.50
F. Legal enforcement of contracts			5.40	5.40	5.40	5.14	4.64
G. Regulatory restrictions on sale of real property			3.36	3.36	6.39	7.18	7.51
H. Reliability of police				4.53	6.16	6.45	6.07
I. Business costs of crime				5.43	6.97	7.63	7.24
<i>Gender Disparity Adjustment</i>	0.96	0.96	0.96	0.96	0.96	0.95	0.95
3. Sound Money		2.50	7.88	8.20	8.42	9.28	9.14
A. Money growth			8.28 (8.6)	8.62 (6.89)	9.64 (-1.78)	7.63 (11.86)	7.12 (14.4)
B. Standard deviation of inflation			9.15 (2.11)	9.87 (0.34)	9.23 (1.92)	9.59 (1.02)	9.64 (0.89)
C. Inflation: most recent year		0.00 (500)	9.07 (4.63)	9.33 (3.34)	9.79 (1.05)	9.91 (-0.46)	9.78 (-1.1)
D. Freedom to own foreign currency bank accounts		5.00	5.00	5.00	5.00	10.00	10.00
4. Freedom to Trade Internationally			6.74	7.50	7.63	8.18	8.19
A. Tariffs			8.47	8.82	8.73	8.63	8.57
(i) Revenue from trade taxes (% of trade sector)			8.29 (2.57)	9.56 (0.66)	9.52 (0.72)	9.91 (0.14)	9.91 (0.14)
(ii) Mean tariff rate			8.66 (6.7)	9.52 (2.4)	9.04 (4.8)	8.98 (5.1)	8.96 (5.2)
(iii) Standard deviation of tariff rates				7.37 (6.57)	7.64 (5.9)	7.00 (7.5)	6.84 (7.9)
B. Regulatory trade barriers			8.50	6.43	6.56	8.33	8.31
(i) Non-tariff trade barriers				6.00	5.63	6.70	6.65
(ii) Compliance cost of importing and exporting			8.50	6.86	7.49	9.96	9.96
C. Black-market exchange rates		0.00	10.00	10.00	10.00	10.00	10.00
D. Controls of the movement of capital and people		0.00	0.00	4.77	5.23	5.75	5.88
(i) Foreign ownership/investment restrictions				6.17	4.44	5.00	5.39
(ii) Capital controls		0.00	0.00	1.54	4.62	4.62	4.62
(iii) Freedom of foreigners to visit				6.60	6.64	7.63	7.63
5. Regulation			6.59	6.86	7.04	7.35	7.29
A. Credit Market regulations		0.00	8.76	9.32	8.95	9.41	9.41
(i) Ownership of banks		0.00	10.00	10.00	10.00	10.00	10.00
(ii) Private sector credit			7.28	8.97	7.85	8.22	8.23
(iii) Interest rate controls / negative real interest rates			9.00	9.00	9.00	10.00	10.00
B. Labor Market regulations			4.42	5.58	6.39	6.45	6.37
(i) Hiring regulations and minimum wage			3.90	3.90	2.23	5.57	5.57
(ii) Hiring and firing regulations			3.83	5.13	3.66	2.81	2.60
(iii) Centralized collective bargaining			6.17	7.07	6.92	6.80	6.56
(iv) Hours regulations			6.00	6.00	8.00	6.00	6.00
(v) Mandated cost of worker dismissal			3.60	6.38	7.51	7.51	7.51
(vi) Conscriptation			3.00	5.00	10.00	10.00	10.00
C. Business regulations				5.66	5.79	6.20	6.08
(i) Administrative requirements				3.22	2.05	1.71	1.47
(ii) Bureaucracy costs				5.70	6.21	5.56	5.56
(iii) Starting a business			8.85	9.01	9.64	9.62	9.66
(iv) Extra payments/bribes/favoritism				5.73	4.33	3.79	3.27
(v) Licensing restrictions				2.51	4.68	8.83	8.85
(vi) Cost of Tax compliance			7.40	7.80	7.80	7.69	7.69

Cyprus

	1980	1990	2000	2005	2010	2015	2016
	Rating (Rank)	Rating (Rank)	Rating (Rank)	Rating (Rank)	Rating (Rank)	Rating (Rank)	Rating (Rank)
Summary Ratings (Rank)	5.56 (44)	5.87 (47)	6.64 (67)	7.56 (25)	7.73 (14)	7.69 (22)	7.71 (18)
	Rating (Data)	Rating (Data)	Rating (Data)	Rating (Data)	Rating (Data)	Rating (Data)	Rating (Data)
1. Size of Government	6.03	5.39	6.19	7.45	7.20	7.27	7.31
A. Government consumption	6.77 (16.97)	5.17 (22.43)	6.02 (19.53)	5.32 (21.92)	5.18 (22.39)	6.34 (18.45)	6.52 (17.83)
B. Transfers and subsidies	8.34 (6.6)	7.87 (8.3)	6.73 (12.51)	6.47 (13.47)	6.13 (14.71)	6.24 (14.32)	6.24 (14.32)
C. Government enterprises and investment	8.00 (18.1)	8.00 (17.4)	8.00 (17.4)	10.00 (3.07)	10.00 (3.07)	10.00	10.00
D. Top marginal tax rate	1.00	0.50	4.00	8.00	7.50	6.50	6.50
(i) Top marginal income tax rate	1.00 (60)	1.00 (60)	5.00 (40)	8.00 (30)	8.00 (30)	7.00 (35)	7.00 (35)
(ii) Top marginal income and payroll tax rate		0.00 (62)	3.00 (48.3)	8.00 (30)	7.00 (35)	6.00 (37)	6.00 (37)
2. Legal System & Property Rights		6.33	7.57	7.05	6.53	5.84	5.94
A. Judicial independence				6.99	7.15	6.10	6.09
B. Impartial courts			7.27	6.77	6.07	3.78	4.24
C. Protection of property rights		8.60		7.53	7.36	5.44	5.87
D. Military interference in rule of law and politics			8.33	8.33	8.33	8.33	8.33
E. Integrity of the legal system		6.70	8.33	8.33	8.33	8.33	8.33
F. Legal enforcement of contracts					4.00	4.00	4.00
G. Regulatory restrictions on sale of real property					5.82	6.41	6.41
H. Reliability of police				6.57	7.08	5.76	6.15
I. Business costs of crime				7.47	7.81	7.21	6.89
<i>Gender Disparity Adjustment</i>	0.90	0.90	0.90	0.90	0.90	0.90	0.90
3. Sound Money	5.69	7.03	6.88	9.35	9.44	9.69	9.49
A. Money growth	6.40 (18)	9.45 (2.75)	8.65 (6.77)	8.48 (7.62)	9.03 (4.84)	9.75 (1.26)	8.74 (6.32)
B. Standard deviation of inflation	9.06 (2.36)	9.71 (0.72)	9.70 (0.75)	9.42 (1.45)	9.19 (2.03)	9.42 (1.46)	9.51 (1.23)
C. Inflation: most recent year	7.30 (13.5)	8.95 (5.27)	9.17 (4.14)	9.49 (2.56)	9.52 (2.38)	9.58 (-2.1)	9.71 (-1.43)
D. Freedom to own foreign currency bank accounts	0.00	0.00	0.00	10.00	10.00	10.00	10.00
4. Freedom to Trade Internationally	5.39	4.82	6.75	8.04	8.16	8.22	8.28
A. Tariffs	6.96	5.47	7.99	8.39	8.34	8.36	8.27
(i) Revenue from trade taxes (% of trade sector)	7.33 (4)	7.20 (4.2)	9.27 (1.1)	9.59 (0.62)	9.63 (0.55)	9.10 (1.35)	9.00 (1.5)
(ii) Mean tariff rate	6.58 (17.1)	6.70 (16.5)	6.72 (16.4)	9.46 (2.7)	8.98 (5.1)	8.98 (5.1)	8.96 (5.2)
(iii) Standard deviation of tariff rates		2.52 (18.7)		6.13 (9.67)	6.41 (8.98)	7.00 (7.5)	6.84 (7.9)
B. Regulatory trade barriers			9.00	7.10	8.00	7.75	7.87
(i) Non-tariff trade barriers				7.10	6.73	6.18	6.43
(ii) Compliance cost of importing and exporting			9.00		9.27	9.31	9.31
C. Black-market exchange rates	9.20	9.00	10.00	10.00	10.00	10.00	10.00
D. Controls of the movement of capital and people	0.00	0.00	0.00	6.67	6.31	6.77	7.00
(i) Foreign ownership/investment restrictions				6.68	6.37	5.65	6.32
(ii) Capital controls	0.00	0.00	0.00	6.92	6.15	6.92	6.92
(iii) Freedom of foreigners to visit				6.40	6.42	7.74	7.74
5. Regulation	5.15	5.81	5.84	5.93	7.33	7.44	7.55
A. Credit Market regulations	7.09	8.83	8.91	9.41	8.80	9.46	9.58
(i) Ownership of banks	8.00	8.00	8.00	10.00	10.00	10.00	10.00
(ii) Private sector credit	9.28	8.50	8.72	8.23	6.39	8.37	8.73
(iii) Interest rate controls / negative real interest rates	4.00	10.00	10.00	10.00	10.00	10.00	10.00
B. Labor Market regulations				2.87	6.17	6.05	6.21
(i) Hiring regulations and minimum wage					6.67	5.57	5.57
(ii) Hiring and firing regulations				3.59	4.78	4.49	4.59
(iii) Centralized collective bargaining				5.02	5.59	6.23	6.12
(iv) Hours regulations					10.00	10.00	10.00
(v) Mandated cost of worker dismissal					10.00	10.00	10.00
(vi) Conscriptation	0.00	0.00	0.00	0.00	0.00	0.00	1.00
C. Business regulations				5.50	7.03	6.81	6.86
(i) Administrative requirements				4.24	4.88	4.95	4.77
(ii) Bureaucracy costs				5.12	8.18	8.44	8.44
(iii) Starting a business					9.61	9.68	9.68
(iv) Extra payments/bribes/favoritism				7.14	6.29	4.24	4.67
(v) Licensing restrictions					4.91	5.00	5.00
(vi) Cost of Tax compliance					8.33	8.58	8.58

Czech Republic

	1980	1990	2000	2005	2010	2015	2016
	Rating (Rank)	Rating (Rank)	Rating (Rank)	Rating (Rank)	Rating (Rank)	Rating (Rank)	Rating (Rank)
Summary Ratings (Rank)			6.74 (62)	6.98 (62)	7.22 (52)	7.49 (37)	7.56 (30)
	Rating (Data)	Rating (Data)	Rating (Data)	Rating (Data)	Rating (Data)	Rating (Data)	Rating (Data)
1. Size of Government			4.84	4.45	5.21	5.25	5.77
A. Government consumption			3.02 (29.73)	2.64 (31.03)	2.93 (30.04)	3.13 (29.37)	3.23 (29.03)
B. Transfers and subsidies		0.00 (37.2)	2.35 (28.56)	3.17 (25.58)	2.91 (26.52)	3.35 (24.89)	3.35 (24.89)
C. Government enterprises and investment			10.00 (13.64)	8.00 (17.46)	8.00 (17.56)	8.00 (19.39)	10.00 (13.33)
D. Top marginal tax rate			4.00	4.00	7.00	6.50	6.50
(i) Top marginal income tax rate			7.00 (32)	7.00 (32)	10.00 (15)	9.00 (22)	9.00 (22)
(ii) Top marginal income and payroll tax rate			1.00 (56)	1.00 (58)	4.00 (45)	4.00 (45)	4.00 (45)
2. Legal System & Property Rights		7.11	6.25	5.93	6.04	6.24	6.30
A. Judicial independence			6.01	4.73	4.51	5.71	5.83
B. Impartial courts			4.51	4.12	3.16	3.47	3.05
C. Protection of property rights		8.60	5.58	6.00	5.14	5.86	6.05
D. Military interference in rule of law and politics			10.00	10.00	10.00	10.00	10.00
E. Integrity of the legal system		8.30	8.33	8.33	8.33	8.33	8.33
F. Legal enforcement of contracts			3.43	3.54	3.85	3.85	3.81
G. Regulatory restrictions on sale of real property			6.69	6.69	8.54	8.16	8.16
H. Reliability of police				4.67	4.38	5.91	6.26
I. Business costs of crime				6.30	7.50	7.11	7.53
<i>Gender Disparity Adjustment</i>	0.96	0.96	0.96	0.96	0.96	0.92	0.92
3. Sound Money			8.13	9.05	9.45	9.58	9.39
A. Money growth			9.87 (0.65)	7.45 (12.76)	8.80 (6)	8.85 (5.74)	7.90 (10.49)
B. Standard deviation of inflation			8.43 (3.93)	9.11 (2.23)	9.28 (1.8)	9.52 (1.2)	9.77 (0.57)
C. Inflation: most recent year			9.22 (3.9)	9.63 (1.85)	9.72 (1.41)	9.93 (0.34)	9.87 (0.64)
D. Freedom to own foreign currency bank accounts			5.00	10.00	10.00	10.00	10.00
4. Freedom to Trade Internationally			8.31	8.02	7.79	8.21	8.23
A. Tariffs			8.22	8.39	8.34	8.36	8.27
(i) Revenue from trade taxes (% of trade sector)			9.68 (0.48)	9.59 (0.62)	9.63 (0.55)	9.10 (1.35)	9.00 (1.5)
(ii) Mean tariff rate			8.70 (6.5)	9.46 (2.7)	8.98 (5.1)	8.98 (5.1)	8.96 (5.2)
(iii) Standard deviation of tariff rates			6.28 (9.3)	6.13 (9.67)	6.41 (8.98)	7.00 (7.5)	6.84 (7.9)
B. Regulatory trade barriers			7.97	7.48	7.39	8.29	8.42
(i) Non-tariff trade barriers			7.27	7.27	7.29	6.61	6.87
(ii) Compliance cost of importing and exporting			8.67	7.70	7.49	9.96	9.96
C. Black-market exchange rates			10.00	10.00	10.00	10.00	10.00
D. Controls of the movement of capital and people	0.00	0.00	7.03	6.22	5.43	6.19	6.26
(i) Foreign ownership/investment restrictions			7.92	8.42	6.80	7.74	7.95
(ii) Capital controls	0.00	0.00	6.15	3.85	3.08	3.08	3.08
(iii) Freedom of foreigners to visit				6.40	6.42	7.74	7.74
5. Regulation		3.42	6.16	7.42	7.62	8.19	8.09
A. Credit Market regulations	0.00	0.00	6.94	9.58	9.33	9.77	9.77
(i) Ownership of banks	0.00	0.00	2.00	10.00	10.00	10.00	10.00
(ii) Private sector credit			8.83	8.75	7.98	9.31	9.31
(iii) Interest rate controls / negative real interest rates			10.00	10.00	10.00	10.00	10.00
B. Labor Market regulations			5.68	7.61	7.50	8.36	8.12
(i) Hiring regulations and minimum wage			5.09	6.70	6.67	10.00	8.90
(ii) Hiring and firing regulations		5.62	5.30	3.26	3.59	4.19	3.84
(iii) Centralized collective bargaining			7.70	7.75	6.97	8.22	8.22
(iv) Hours regulations			5.01	10.00	10.00	10.00	10.00
(v) Mandated cost of worker dismissal			7.96	7.96	7.76	7.76	7.76
(vi) Conscriptation	0.00	0.00	3.00	10.00	10.00	10.00	10.00
C. Business regulations			5.86	5.07	6.03	6.43	6.38
(i) Administrative requirements			7.80	2.22	2.70	3.01	2.72
(ii) Bureaucracy costs			8.10	5.51	7.42	7.33	7.33
(iii) Starting a business			8.46	9.02	9.17	9.65	9.70
(iv) Extra payments/bribes/favoritism			4.92	6.56	4.16	4.29	4.40
(v) Licensing restrictions				7.13	8.94	6.89	6.89
(vi) Cost of Tax compliance			0.00	0.00	3.76	7.38	7.22

Denmark

	1980	1990	2000	2005	2010	2015	2016
	Rating (Rank)	Rating (Rank)	Rating (Rank)	Rating (Rank)	Rating (Rank)	Rating (Rank)	Rating (Rank)
Summary Ratings (Rank)	6.24 (24)	7.16 (16)	8.06 (11)	7.89 (12)	7.77 (13)	7.75 (16)	7.77 (16)
	Rating (Data)	Rating (Data)	Rating (Data)	Rating (Data)	Rating (Data)	Rating (Data)	Rating (Data)
1. Size of Government	3.06	3.17	4.23	3.81	3.73	4.11	4.13
A. Government consumption	1.76 (34.01)	1.69 (34.25)	1.74 (34.08)	1.55 (34.74)	1.03 (36.5)	1.40 (35.23)	1.51 (34.88)
B. Transfers and subsidies	4.47 (20.8)	3.98 (22.6)	3.67 (23.72)	3.18 (25.54)	3.39 (24.76)	4.53 (20.57)	4.53 (20.57)
C. Government enterprises and investment	6.00 (25)	7.00 (20.3)	10.00 (12.89)	10.00 (12.93)	8.00 (18.14)	8.00 (18.8)	8.00 (18.8)
D. Top marginal tax rate	0.00	0.00	1.50	0.50	2.50	2.50	2.50
(i) Top marginal income tax rate	0.00 (66)	0.00 (68)	2.00 (59)	1.00 (59)	3.00 (52)	3.00 (52)	3.00 (52)
(ii) Top marginal income and payroll tax rate		0.00 (68.8)	1.00 (62.7)	0.00 (63)	2.00 (56)	2.00 (56)	2.00 (56)
2. Legal System & Property Rights	7.18	8.35	8.97	8.99	8.67	8.25	8.08
A. Judicial independence			9.35	8.78	9.26	8.62	8.57
B. Impartial courts			9.52	9.25	7.24	6.10	5.98
C. Protection of property rights	6.70	10.00	8.82	9.34	8.42	7.96	8.18
D. Military interference in rule of law and politics			10.00	10.00	10.00	10.00	10.00
E. Integrity of the legal system	10.00	10.00	10.00	10.00	10.00	10.00	10.00
F. Legal enforcement of contracts			6.11	6.19	5.96	6.19	5.39
G. Regulatory restrictions on sale of real property			9.01	9.01	9.50	9.73	9.73
H. Reliability of police				9.17	8.89	8.29	7.92
I. Business costs of crime				9.17	8.73	7.35	6.92
<i>Gender Disparity Adjustment</i>	1.00	1.00	1.00	1.00	1.00	1.00	1.00
3. Sound Money	6.68	9.46	9.71	9.49	9.60	9.61	9.86
A. Money growth	8.70 (6.51)	8.80 (6.01)	9.75 (1.27)	8.56 (7.2)	9.48 (2.58)	8.79 (6.05)	9.85 (0.76)
B. Standard deviation of inflation	9.67 (0.82)	9.72 (0.71)	9.69 (0.76)	9.77 (0.58)	9.36 (1.6)	9.74 (0.66)	9.66 (0.86)
C. Inflation: most recent year	8.35 (8.23)	9.32 (3.4)	9.42 (2.92)	9.64 (1.81)	9.54 (2.3)	9.91 (0.45)	9.95 (0.25)
D. Freedom to own foreign currency bank accounts	0.00	10.00	10.00	10.00	10.00	10.00	10.00
4. Freedom to Trade Internationally	7.85	7.83	9.38	8.54	8.38	8.42	8.46
A. Tariffs	8.95	8.48	9.18	8.39	8.34	8.36	8.27
(i) Revenue from trade taxes (% of trade sector)	9.67 (0.5)	9.80 (0.3)	9.78 (0.33)	9.59 (0.62)	9.63 (0.55)	9.10 (1.35)	9.00 (1.5)
(ii) Mean tariff rate	8.24 (8.8)	8.52 (7.4)	9.52 (2.4)	9.46 (2.7)	8.98 (5.1)	8.98 (5.1)	8.96 (5.2)
(iii) Standard deviation of tariff rates		7.12 (7.2)	8.24 (4.4)	6.13 (9.67)	6.41 (8.98)	7.00 (7.5)	6.84 (7.9)
B. Regulatory trade barriers			9.35	8.39	8.24	7.95	8.21
(i) Non-tariff trade barriers			9.04	7.35	7.05	5.94	6.45
(ii) Compliance cost of importing and exporting			9.67	9.43	9.43	9.96	9.96
C. Black-market exchange rates	9.60	10.00	10.00	10.00	10.00	10.00	10.00
D. Controls of the movement of capital and people	5.00	5.00	8.97	7.36	6.94	7.35	7.37
(i) Foreign ownership/investment restrictions			9.48	8.08	6.79	7.38	7.45
(ii) Capital controls	5.00	5.00	8.46	7.69	7.69	6.92	6.92
(iii) Freedom of foreigners to visit				6.30	6.34	7.74	7.74
5. Regulation	6.44	7.00	8.02	8.60	8.47	8.35	8.32
A. Credit Market regulations	9.41	9.34	10.00	10.00	9.66	9.75	9.77
(i) Ownership of banks	10.00	10.00	10.00	10.00	10.00	10.00	10.00
(ii) Private sector credit	8.24	8.03	10.00	10.00	8.98	9.26	9.31
(iii) Interest rate controls / negative real interest rates	10.00	10.00	10.00	10.00	10.00	10.00	10.00
B. Labor Market regulations	3.46	4.66	5.51	7.43	7.46	7.39	7.32
(i) Hiring regulations and minimum wage			4.76	10.00	10.00	10.00	10.00
(ii) Hiring and firing regulations		8.10	6.47	7.39	8.51	7.42	7.05
(iii) Centralized collective bargaining	5.18	5.18	4.85	6.18	5.28	5.91	5.85
(iv) Hours regulations	2.20	2.37	4.01	8.00	8.00	8.00	8.00
(v) Mandated cost of worker dismissal			10.00	10.00	10.00	10.00	10.00
(vi) Conscriptation	3.00	3.00	3.00	3.00	3.00	3.00	3.00
C. Business regulations			8.54	8.38	8.28	7.91	7.88
(i) Administrative requirements			7.05	4.56	5.03	3.84	4.16
(ii) Bureaucracy costs			8.23	8.44	7.58	7.56	7.11
(iii) Starting a business			9.62	9.66	9.73	9.86	9.84
(iv) Extra payments/bribes/favoritism			9.29	9.49	9.15	7.82	7.72
(v) Licensing restrictions				9.67	9.72	9.87	9.87
(vi) Cost of Tax compliance			8.49	8.49	8.49	8.54	8.54

Dominican Republic

	1980	1990	2000	2005	2010	2015	2016
	Rating (Rank)	Rating (Rank)	Rating (Rank)	Rating (Rank)	Rating (Rank)	Rating (Rank)	Rating (Rank)
Summary Ratings (Rank)	5.59 (39)	4.42 (94)	6.82 (60)	6.52 (80)	7.16 (59)	7.24 (61)	7.18 (62)
	Rating (Data)	Rating (Data)	Rating (Data)	Rating (Data)	Rating (Data)	Rating (Data)	Rating (Data)
1. Size of Government	5.71	6.68	8.88	8.43	7.93	7.85	7.83
A. Government consumption	9.12 (8.98)	10.00 (6)	9.03 (9.29)	9.57 (7.48)	8.35 (11.6)	7.81 (13.43)	7.75 (13.66)
B. Transfers and subsidies	9.70 (1.6)	9.73 (1.5)	9.49 (2.36)	9.17 (3.54)	9.38 (2.76)	9.59 (2.02)	9.59 (2.02)
C. Government enterprises and investment	4.00 (31.6)	7.00 (23.7)	8.00 (18)	7.00 (24.3)	6.00 (25.1)	6.00	6.00
D. Top marginal tax rate	0.00	0.00	9.00	8.00	8.00	8.00	8.00
(i) Top marginal income tax rate	0.00 (73)	0.00 (73)	9.00 (25)	9.00 (25)	9.00 (25)	9.00 (25)	9.00 (25)
(ii) Top marginal income and payroll tax rate		0.00 (73)	9.00 (25)	7.00 (32)	7.00 (33)	7.00 (33)	7.00 (33)
2. Legal System & Property Rights	5.46	5.01	4.41	4.36	4.22	4.07	4.03
A. Judicial independence				4.17	2.82	2.50	2.23
B. Impartial courts			5.57	3.75	3.41	2.86	2.81
C. Protection of property rights	4.60	3.20	2.90	5.27	4.79	5.04	4.82
D. Military interference in rule of law and politics			5.00	5.00	5.00	5.00	5.00
E. Integrity of the legal system	8.30	8.30	5.00	3.33	4.17	3.33	4.17
F. Legal enforcement of contracts			3.61	4.51	4.51	4.17	3.53
G. Regulatory restrictions on sale of real property			5.91	6.30	7.65	8.00	8.03
H. Reliability of police				3.43	1.62	2.26	2.43
I. Business costs of crime				3.50	4.05	3.46	3.25
<i>Gender Disparity Adjustment</i>	0.89	0.89	0.89	1.00	1.00	1.00	1.00
3. Sound Money	7.34	2.05	6.82	5.87	9.24	9.51	9.47
A. Money growth	8.96 (5.18)	4.70 (26.49)	9.39 (3.06)	7.40 (13)	9.26 (3.72)	9.19 (4.05)	8.96 (5.19)
B. Standard deviation of inflation	8.14 (4.64)	3.48 (16.3)	9.42 (1.45)	1.91 (20.22)	8.97 (2.58)	9.01 (2.48)	9.26 (1.85)
C. Inflation: most recent year	7.26 (13.7)	0.00 (51.05)	8.46 (7.72)	9.16 (4.19)	8.73 (6.33)	9.83 (0.84)	9.68 (1.61)
D. Freedom to own foreign currency bank accounts	5.00	0.00	0.00	5.00	10.00	10.00	10.00
4. Freedom to Trade Internationally	2.69	2.37	6.80	7.26	7.72	8.18	7.95
A. Tariffs	3.47	5.11	5.78	7.03	7.86	8.62	7.91
(i) Revenue from trade taxes (% of trade sector)	3.47 (9.8)	5.83 (6.26)	5.23 (7.16)	6.03 (5.96)	8.57 (2.15)	8.89 (1.66)	8.75 (1.88)
(ii) Mean tariff rate		4.40 (28)	6.10 (19.5)	8.20 (9)	8.58 (7.1)	8.54 (7.3)	8.54 (7.3)
(iii) Standard deviation of tariff rates			6.00 (10)	6.87 (7.82)	6.45 (8.88)	8.42 (3.94)	6.44 (8.91)
B. Regulatory trade barriers			4.92	6.04	6.83	7.25	7.08
(i) Non-tariff trade barriers			3.33	4.40	4.79	5.64	5.29
(ii) Compliance cost of importing and exporting			6.50	7.68	8.87	8.87	8.87
C. Black-market exchange rates	2.60	0.00	10.00	10.00	10.00	10.00	10.00
D. Controls of the movement of capital and people	2.00	2.00	6.52	5.95	6.17	6.86	6.79
(i) Foreign ownership/investment restrictions			8.42	7.70	6.81	6.73	6.54
(ii) Capital controls	2.00	2.00	4.62	3.85	5.38	3.85	3.85
(iii) Freedom of foreigners to visit				6.30	6.31	10.00	10.00
5. Regulation	6.76	5.99	7.19	6.69	6.66	6.61	6.62
A. Credit Market regulations	7.79	5.99	9.39	7.88	7.84	8.00	8.33
(i) Ownership of banks	8.00	10.00	10.00	5.00	5.00	5.00	5.00
(ii) Private sector credit	7.58	7.97	9.17	9.63	8.52	10.00	10.00
(iii) Interest rate controls / negative real interest rates		0.00	9.00	9.00	10.00	9.00	10.00
B. Labor Market regulations			5.59	6.47	6.40	6.23	6.01
(i) Hiring regulations and minimum wage			2.93	4.40	5.57	5.57	5.57
(ii) Hiring and firing regulations			5.17	7.10	4.77	3.84	3.48
(iii) Centralized collective bargaining			5.58	7.50	7.26	7.22	6.26
(iv) Hours regulations			8.00	8.00	8.00	8.00	8.00
(v) Mandated cost of worker dismissal			1.84	1.84	2.78	2.78	2.78
(vi) Conscriptation	10.00	10.00	10.00	10.00	10.00	10.00	10.00
C. Business regulations			6.59	5.71	5.75	5.60	5.51
(i) Administrative requirements			7.37	3.55	3.12	3.03	2.81
(ii) Bureaucracy costs			5.18	4.44	5.45	4.44	4.44
(iii) Starting a business			7.27	7.38	9.02	9.24	9.21
(iv) Extra payments/bribes/favoritism			5.73	5.11	3.31	2.54	2.22
(v) Licensing restrictions				7.02	7.25	7.92	7.91
(vi) Cost of Tax compliance			7.40	6.79	6.37	6.45	6.45

Ecuador

	1980	1990	2000	2005	2010	2015	2016
	Rating (Rank)	Rating (Rank)	Rating (Rank)	Rating (Rank)	Rating (Rank)	Rating (Rank)	Rating (Rank)
Summary Ratings (Rank)	5.70 (36)	5.47 (57)	5.86 (90)	5.94 (112)	5.87 (135)	6.09 (124)	6.06 (127)
	Rating (Data)	Rating (Data)	Rating (Data)	Rating (Data)	Rating (Data)	Rating (Data)	Rating (Data)
1. Size of Government	5.45	8.25	8.93	8.03	6.13	5.83	5.67
A. Government consumption	6.01 (19.57)	8.48 (11.16)	7.86 (13.27)	7.53 (14.41)	7.42 (14.77)	6.21 (18.88)	6.08 (19.34)
B. Transfers and subsidies	8.80 (4.9)	9.51 (2.3)	9.86 (1.02)	9.59 (2)	9.59 (2)	9.59 (2)	9.59 (2)
C. Government enterprises and investment	2.00 (40.2)	7.00 (21.7)	10.00 (3.15)	7.00 (22.42)	2.00 (44.24)	2.00 (46.49)	2.00 (46.49)
D. Top marginal tax rate	5.00	8.00	8.00	8.00	5.50	5.50	5.00
(i) Top marginal income tax rate	5.00 (50)	9.00 (25)	9.00 (25)	9.00 (25)	7.00 (35)	7.00 (35)	6.00 (36)
(ii) Top marginal income and payroll tax rate		7.00 (32)	7.00 (32)	7.00 (35)	4.00 (47)	4.00 (48)	4.00 (48)
2. Legal System & Property Rights	5.53	4.92	3.77	3.54	3.75	3.89	3.81
A. Judicial independence			2.67	1.90	2.17	1.53	1.16
B. Impartial courts			2.51	2.20	2.41	2.48	2.14
C. Protection of property rights	6.40	4.60	2.98	4.05	3.68	4.38	3.81
D. Military interference in rule of law and politics			3.33	2.50	2.50	2.50	2.50
E. Integrity of the legal system	6.70	6.70	5.00	4.38	4.17	4.17	4.17
F. Legal enforcement of contracts			4.38	4.38	4.38	4.38	4.87
G. Regulatory restrictions on sale of real property			7.05	8.49	9.01	8.59	8.59
H. Reliability of police				3.07	3.57	4.86	4.84
I. Business costs of crime				2.76	3.84	4.55	4.55
<i>Gender Disparity Adjustment</i>	0.89	0.89	0.89	0.89	0.89	0.87	0.87
3. Sound Money	8.15	3.98	4.90	4.73	6.38	8.10	8.25
A. Money growth	8.13 (9.33)	2.62 (36.92)	4.25 (28.73)	2.73 (36.33)	7.48 (12.61)	9.36 (3.2)	9.36 (3.2)
B. Standard deviation of inflation	8.38 (4.06)	3.29 (16.77)	5.36 (11.61)	6.69 (8.29)	8.75 (3.13)	8.83 (2.93)	9.00 (2.49)
C. Inflation: most recent year	6.10 (19.51)	0.00 (54.01)	0.00 (96.09)	9.52 (2.41)	9.29 (3.56)	9.21 (3.97)	9.66 (1.72)
D. Freedom to own foreign currency bank accounts	10.00	10.00	10.00	0.00	0.00	5.00	5.00
4. Freedom to Trade Internationally	4.87	5.10	7.50	7.42	6.87	6.53	6.50
A. Tariffs	5.20	3.30	7.14	7.14	6.37	6.31	6.32
(i) Revenue from trade taxes (% of trade sector)	5.20 (7.2)	7.33 (4)	6.53 (5.2)	6.53 (5.2)	6.53 (5.2)	6.53 (5.2)	6.53 (5.2)
(ii) Mean tariff rate		2.58 (37.1)	7.42 (12.9)	7.64 (11.8)	7.76 (11.2)	7.62 (11.9)	7.54 (12.3)
(iii) Standard deviation of tariff rates		0.00 (27)	7.48 (6.3)	7.24 (6.9)	4.80 (12.99)	4.76 (13.09)	4.88 (12.79)
B. Regulatory trade barriers			5.15	4.74	5.18	4.21	4.18
(i) Non-tariff trade barriers			3.13	3.91	3.43	3.19	3.12
(ii) Compliance cost of importing and exporting			7.17	5.57	6.93	5.24	5.24
C. Black-market exchange rates	7.40	10.00	10.00	10.00	10.00	10.00	10.00
D. Controls of the movement of capital and people	2.00	2.00	7.69	7.80	5.95	5.61	5.50
(i) Foreign ownership/investment restrictions			9.23	4.95	4.01	3.75	3.42
(ii) Capital controls	2.00	2.00	6.15	8.46	3.85	3.08	3.08
(iii) Freedom of foreigners to visit				10.00	10.00	10.00	10.00
5. Regulation	4.52	5.12	4.22	5.99	6.24	6.09	6.05
A. Credit Market regulations	5.42	6.00	4.63	9.23	9.30	8.50	8.57
(i) Ownership of banks	5.00	8.00	2.00	8.00	8.00	8.00	8.00
(ii) Private sector credit	7.27	10.00	7.89	9.69	9.91	7.51	7.71
(iii) Interest rate controls / negative real interest rates	4.00	0.00	4.00	10.00	10.00	10.00	10.00
B. Labor Market regulations			2.98	3.93	4.31	5.05	4.94
(i) Hiring regulations and minimum wage			3.49	5.60	5.57	4.43	4.43
(ii) Hiring and firing regulations			3.43	3.24	3.21	2.29	2.19
(iii) Centralized collective bargaining			4.25	5.74	5.47	6.95	6.37
(iv) Hours regulations			3.67	6.00	8.00	6.00	6.00
(v) Mandated cost of worker dismissal			0.00	0.00	0.65	0.65	0.65
(vi) Conscriptation	0.00	3.00	3.00	3.00	3.00	10.00	10.00
C. Business regulations			5.04	4.81	5.10	4.70	4.63
(i) Administrative requirements			5.33	2.41	3.23	2.03	2.09
(ii) Bureaucracy costs			5.25	3.28	4.55	3.11	3.56
(iii) Starting a business			6.49	7.53	7.89	8.23	8.22
(iv) Extra payments/bribes/favoritism			4.87	4.54	3.78	3.23	2.61
(v) Licensing restrictions				7.81	8.50	9.06	8.76
(vi) Cost of Tax compliance			3.27	3.27	2.67	2.56	2.53

Egypt

	1980	1990	2000	2005	2010	2015	2016
	Rating (Rank)	Rating (Rank)	Rating (Rank)	Rating (Rank)	Rating (Rank)	Rating (Rank)	Rating (Rank)
Summary Ratings (Rank)	4.32 (77)	4.41 (95)	6.51 (74)	6.29 (96)	6.35 (109)	5.77 (138)	5.72 (147)
	Rating (Data)	Rating (Data)	Rating (Data)	Rating (Data)	Rating (Data)	Rating (Data)	Rating (Data)
1. Size of Government	3.95	4.37	6.13	6.34	6.58	6.03	6.07
A. Government consumption	6.33 (18.47)	7.77 (13.6)	8.29 (11.8)	7.32 (15.11)	7.94 (13)	8.07 (12.57)	8.20 (12.13)
B. Transfers and subsidies	5.45 (17.2)	7.71 (8.9)	9.22 (3.38)	8.06 (7.62)	6.87 (11.97)	7.07 (11.25)	7.07 (11.25)
C. Government enterprises and investment	4.00 (39.7)	0.00 (54.5)	0.00 (52.1)	0.00 (51.9)	4.00 (34.52)	2.00 (42.78)	2.00 (42.02)
D. Top marginal tax rate	0.00	2.00	7.00	10.00	7.50	7.00	7.00
(i) Top marginal income tax rate	0.00 (80)	2.00 (65)	7.00 (34)	10.00 (20)	10.00 (20)	9.00 (23)	9.00 (23)
(ii) Top marginal income and payroll tax rate					5.00 (40)	5.00 (39)	5.00 (39)
2. Legal System & Property Rights	2.45	3.11	4.68	4.86	4.56	3.48	3.94
A. Judicial independence			6.85	6.37	6.28	5.91	6.87
B. Impartial courts			5.68	5.09	4.24	4.04	4.09
C. Protection of property rights	2.80	3.20	5.17	6.22	5.21	4.90	4.88
D. Military interference in rule of law and politics			5.00	5.00	4.17	1.67	1.67
E. Integrity of the legal system	1.70	3.30	6.67	6.67	5.83	5.00	5.00
F. Legal enforcement of contracts			3.41	3.41	3.41	3.41	3.41
G. Regulatory restrictions on sale of real property			4.12	4.25	8.38	8.70	8.22
H. Reliability of police				5.88	4.82	3.89	6.33
I. Business costs of crime				6.31	4.84	3.20	5.67
<i>Gender Disparity Adjustment</i>	0.78	0.78	0.78	0.78	0.74	0.54	0.54
3. Sound Money	7.70	8.16	9.53	8.85	8.81	8.78	8.15
A. Money growth	6.29 (18.55)	8.93 (5.33)	9.46 (2.69)	7.94 (10.31)	8.31 (8.47)	7.69 (11.53)	6.34 (18.29)
B. Standard deviation of inflation	8.12 (4.71)	7.38 (6.56)	9.20 (2.01)	8.42 (3.94)	9.19 (2.02)	9.50 (1.26)	9.02 (2.45)
C. Inflation: most recent year	6.39 (18.03)	6.31 (18.44)	9.46 (2.68)	9.03 (4.87)	7.75 (11.27)	7.93 (10.36)	7.24 (13.81)
D. Freedom to own foreign currency bank accounts	10.00	10.00	10.00	10.00	10.00	10.00	10.00
4. Freedom to Trade Internationally	3.03	1.04	6.70	6.23	6.32	5.60	5.62
A. Tariffs	0.89	3.12	3.74	4.90	4.96	4.97	4.90
(i) Revenue from trade taxes (% of trade sector)	1.27 (13.1)	6.07 (5.9)	5.33 (7)	8.48 (2.28)	8.29 (2.57)	8.28 (2.58)	8.28 (2.58)
(ii) Mean tariff rate	0.52 (47.4)	3.30 (33.5)	5.90 (20.5)	6.22 (18.9)	6.60 (17)	6.64 (16.8)	6.42 (17.9)
(iii) Standard deviation of tariff rates		0.00 (425.8)	0.00 (39.5)	0.00 (141.08)	0.00 (149.47)	0.00 (142.3)	0.00 (141.41)
B. Regulatory trade barriers			5.75	5.74	6.75	3.53	3.68
(i) Non-tariff trade barriers			4.50	4.55	5.09	5.03	5.34
(ii) Compliance cost of importing and exporting			7.00	6.93	8.41	2.02	2.02
C. Black-market exchange rates	8.20	0.00	10.00	10.00	10.00	9.18	9.18
D. Controls of the movement of capital and people	0.00	0.00	7.31	4.30	3.56	4.70	4.71
(i) Foreign ownership/investment restrictions			9.23	5.94	5.29	4.29	4.30
(ii) Capital controls	0.00	0.00	5.38	6.15	4.62	4.62	4.62
(iii) Freedom of foreigners to visit				0.80	0.77	5.20	5.20
5. Regulation	4.46	5.39	5.52	5.19	5.47	4.97	4.82
A. Credit Market regulations	3.93	6.79	8.04	6.35	5.90	4.00	4.00
(i) Ownership of banks	5.00	5.00	5.00	2.00	2.00	2.00	2.00
(ii) Private sector credit	2.80	9.37	9.11	7.05	5.69	0.00	0.00
(iii) Interest rate controls / negative real interest rates	4.00	6.00	10.00	10.00	10.00	10.00	10.00
B. Labor Market regulations		3.98	3.34	4.98	5.01	5.01	4.85
(i) Hiring regulations and minimum wage			4.17	10.00	10.00	10.00	10.00
(ii) Hiring and firing regulations		4.02	3.05	3.44	4.47	4.76	4.56
(iii) Centralized collective bargaining	7.93	7.93	7.50	8.44	6.91	6.65	5.91
(iv) Hours regulations			5.34	8.00	8.00	8.00	8.00
(v) Mandated cost of worker dismissal			0.00	0.00	0.65	0.65	0.65
(vi) Conscriptation	0.00	0.00	0.00	0.00	0.00	0.00	0.00
C. Business regulations			5.18	4.23	5.49	5.91	5.60
(i) Administrative requirements			7.50	3.10	3.32	4.18	3.69
(ii) Bureaucracy costs			2.75	1.13	3.33	2.22	2.00
(iii) Starting a business			5.48	6.39	9.72	9.71	9.46
(iv) Extra payments/bribes/favoritism			5.80	6.39	4.36	5.16	4.76
(v) Licensing restrictions				5.08	7.08	8.55	8.11
(vi) Cost of Tax compliance			4.35	3.32	5.15	5.61	5.61

El Salvador

	1980	1990	2000	2005	2010	2015	2016
	Rating (Rank)	Rating (Rank)	Rating (Rank)	Rating (Rank)	Rating (Rank)	Rating (Rank)	Rating (Rank)
Summary Ratings (Rank)	4.12 (82)	4.81 (81)	7.72 (20)	7.47 (32)	7.21 (54)	7.14 (69)	7.15 (67)
	Rating (Data)	Rating (Data)	Rating (Data)	Rating (Data)	Rating (Data)	Rating (Data)	Rating (Data)
1. Size of Government	6.59	6.89	8.67	8.58	8.46	8.45	8.43
A. Government consumption	6.97 (16.3)	8.81 (10.03)	8.70 (10.42)	9.01 (9.38)	8.69 (10.46)	8.34 (11.65)	8.24 (11.97)
B. Transfers and subsidies	9.40 (2.7)	9.75 (1.4)	10.00 (0.32)	9.32 (3)	9.16 (3.58)	9.47 (2.44)	9.47 (2.44)
C. Government enterprises and investment	7.00 (20.2)	7.00 (20)	8.00 (19.89)	8.00 (15.4)	8.00 (18.2)	8.00 (15.13)	8.00 (15.78)
D. Top marginal tax rate	3.00	2.00	8.00	8.00	8.00	8.00	8.00
(i) Top marginal income tax rate	3.00 (60)	2.00 (60)	8.00 (30)	8.00 (30)	8.00 (30)	8.00 (30)	8.00 (30)
(ii) Top marginal income and payroll tax rate					8.00 (30)	8.00 (30)	8.00 (30)
2. Legal System & Property Rights	2.54	1.95	4.89	4.40	3.84	3.70	3.58
A. Judicial independence			4.34	3.07	3.14	3.74	3.72
B. Impartial courts			4.18	3.37	3.14	2.73	2.57
C. Protection of property rights	2.20	0.50	4.05	5.78	4.60	4.68	4.17
D. Military interference in rule of law and politics			5.00	5.00	4.17	4.17	4.17
E. Integrity of the legal system	1.70	1.70	5.00	4.58	2.50	2.50	2.50
F. Legal enforcement of contracts			3.83	3.83	3.83	3.83	3.83
G. Regulatory restrictions on sale of real property			7.83	8.19	8.20	8.17	8.17
H. Reliability of police				4.26	3.57	2.12	2.29
I. Business costs of crime				1.47	1.42	1.33	0.78
<i>Gender Disparity Adjustment</i>	1.00	1.00	1.00	1.00	1.00	1.00	1.00
3. Sound Money	5.63	5.25	9.42	9.63	9.25	9.58	9.81
A. Money growth	8.52 (7.4)	8.48 (7.6)	9.03 (-4.83)	9.98 (0.1)	8.39 (8.03)	9.41 (-2.93)	9.52 (-2.38)
B. Standard deviation of inflation	7.39 (6.53)	7.02 (7.45)	9.09 (2.29)	9.48 (1.29)	8.85 (2.87)	9.07 (2.32)	9.83 (0.43)
C. Inflation: most recent year	6.61 (16.95)	5.51 (22.47)	9.55 (2.27)	9.06 (4.69)	9.76 (1.18)	9.85 (-0.73)	9.88 (0.6)
D. Freedom to own foreign currency bank accounts	0.00	0.00	10.00	10.00	10.00	10.00	10.00
4. Freedom to Trade Internationally	1.71	4.57	8.56	7.64	7.45	7.66	7.68
A. Tariffs	3.13	6.52	8.02	8.29	8.17	8.19	8.23
(i) Revenue from trade taxes (% of trade sector)	5.87 (6.2)	7.27 (4.1)	8.99 (1.51)	9.01 (1.48)	9.00 (1.5)	9.12 (1.32)	9.27 (1.1)
(ii) Mean tariff rate	0.40 (48)	5.78 (21.1)	8.52 (7.4)	8.72 (6.4)	8.82 (5.9)	8.80 (6)	8.80 (6)
(iii) Standard deviation of tariff rates			6.56 (8.6)	7.14 (7.14)	6.70 (8.26)	6.64 (8.4)	6.62 (8.46)
B. Regulatory trade barriers			7.28	6.12	6.94	6.50	6.57
(i) Non-tariff trade barriers			5.72	5.80	5.51	4.82	4.71
(ii) Compliance cost of importing and exporting			8.83	6.45	8.37	8.19	8.42
C. Black-market exchange rates	0.00	5.20	10.00	10.00	10.00	10.00	10.00
D. Controls of the movement of capital and people	2.00	2.00	8.93	6.12	4.68	5.95	5.92
(i) Foreign ownership/investment restrictions			8.62	7.38	6.10	5.39	5.29
(ii) Capital controls	2.00	2.00	9.23	7.69	4.62	4.62	4.62
(iii) Freedom of foreigners to visit				3.30	3.32	7.85	7.85
5. Regulation		5.38	7.05	7.12	7.05	6.33	6.24
A. Credit Market regulations	9.85	8.65	9.70	8.83	8.52	8.32	8.39
(i) Ownership of banks				10.00	8.00	8.00	8.00
(ii) Private sector credit	9.85	9.30	9.39	6.49	7.55	6.97	7.18
(iii) Interest rate controls / negative real interest rates		8.00	10.00	10.00	10.00	10.00	10.00
B. Labor Market regulations			5.54	6.52	6.47	4.74	4.45
(i) Hiring regulations and minimum wage			3.12	6.70	6.67	5.57	4.43
(ii) Hiring and firing regulations			4.85	6.31	5.81	4.23	3.57
(iii) Centralized collective bargaining			7.73	8.08	7.75	7.01	7.07
(iv) Hours regulations			5.51	6.00	6.00	6.00	6.00
(v) Mandated cost of worker dismissal			2.03	2.03	2.60	2.60	2.60
(vi) Conscriptation	3.00	0.00	10.00	10.00	10.00	3.00	3.00
C. Business regulations			5.91	6.00	6.16	5.92	5.89
(i) Administrative requirements			7.27	3.76	3.93	2.81	2.69
(ii) Bureaucracy costs			5.40	2.98	5.30	4.22	4.22
(iii) Starting a business			4.89	7.98	8.97	9.07	9.03
(iv) Extra payments/bribes/favoritism			5.57	6.86	4.29	3.08	2.51
(v) Licensing restrictions				8.01	8.05	9.10	8.91
(vi) Cost of Tax compliance			6.41	6.41	6.41	7.22	7.98

Estonia

	1980	1990	2000	2005	2010	2015	2016
	Rating (Rank)	Rating (Rank)	Rating (Rank)	Rating (Rank)	Rating (Rank)	Rating (Rank)	Rating (Rank)
Summary Ratings (Rank)			7.60 (23)	7.96 (11)	7.82 (10)	7.93 (10)	7.86 (13)
	Rating (Data)	Rating (Data)	Rating (Data)	Rating (Data)	Rating (Data)	Rating (Data)	Rating (Data)
1. Size of Government			5.93	6.99	5.94	5.89	5.88
A. Government consumption		5.74 (20.48)	3.73 (27.33)	4.38 (25.12)	3.50 (28.09)	3.51 (28.06)	3.47 (28.19)
B. Transfers and subsidies			5.98 (15.25)	7.08 (11.23)	6.74 (12.45)	6.06 (14.95)	6.06 (14.95)
C. Government enterprises and investment			8.00 (16.48)	10.00 (14.05)	7.00 (22.8)	7.00 (22.69)	7.00 (21.45)
D. Top marginal tax rate			6.00	6.50	6.50	7.00	7.00
(i) Top marginal income tax rate			8.00 (26)	9.00 (24)	9.00 (21)	10.00 (20)	10.00 (20)
(ii) Top marginal income and payroll tax rate			4.00 (44)	4.00 (45)	4.00 (44)	4.00 (42)	4.00 (42)
2. Legal System & Property Rights			6.98	7.24	7.29	7.51	7.44
A. Judicial independence				7.12	7.51	7.86	7.84
B. Impartial courts			6.94	6.84	5.52	5.72	5.53
C. Protection of property rights			5.00	7.68	7.17	7.57	7.34
D. Military interference in rule of law and politics			8.33	8.33	8.33	8.33	8.33
E. Integrity of the legal system			6.67	6.67	6.67	6.67	6.67
F. Legal enforcement of contracts			6.11	6.11	5.91	5.93	5.70
G. Regulatory restrictions on sale of real property			8.81	8.81	9.53	9.50	9.50
H. Reliability of police				6.50	7.52	8.45	8.34
I. Business costs of crime				7.09	7.48	7.56	7.71
<i>Gender Disparity Adjustment</i>	1.00	1.00	1.00	1.00	1.00	1.00	1.00
3. Sound Money		4.48	8.67	9.43	9.43	9.49	9.33
A. Money growth			8.32 (8.39)	9.34 (3.3)	9.98 (-0.1)	8.51 (7.47)	7.83 (10.87)
B. Standard deviation of inflation		5.18 (12.06)	7.15 (7.13)	9.20 (1.99)	8.35 (4.12)	9.54 (1.14)	9.51 (1.22)
C. Inflation: most recent year		3.27 (33.65)	9.19 (4.03)	9.18 (4.09)	9.41 (2.97)	9.91 (-0.46)	9.97 (0.15)
D. Freedom to own foreign currency bank accounts		5.00	10.00	10.00	10.00	10.00	10.00
4. Freedom to Trade Internationally		3.26	9.14	8.46	8.41	8.54	8.43
A. Tariffs		9.77	9.99	8.39	8.34	8.90	8.27
(i) Revenue from trade taxes (% of trade sector)		9.77 (0.34)	9.99 (0.02)	9.59 (0.62)	9.63 (0.55)	9.10 (1.35)	9.00 (1.5)
(ii) Mean tariff rate				9.46 (2.7)	8.98 (5.1)	8.98 (5.1)	8.96 (5.2)
(iii) Standard deviation of tariff rates				6.13 (9.67)	6.41 (8.98)	8.63 (3.42)	6.84 (7.9)
B. Regulatory trade barriers			8.75	8.34	8.50	8.25	8.49
(i) Non-tariff trade barriers			8.34	7.24	7.56	6.58	7.06
(ii) Compliance cost of importing and exporting			9.17	9.43	9.43	9.92	9.92
C. Black-market exchange rates		0.00	10.00	10.00	10.00	10.00	10.00
D. Controls of the movement of capital and people		0.00	7.82	7.12	6.79	7.00	6.98
(i) Foreign ownership/investment restrictions			9.49	8.04	7.04	7.86	7.82
(ii) Capital controls		0.00	6.15	6.92	6.92	5.38	5.38
(iii) Freedom of foreigners to visit				6.40	6.42	7.74	7.74
5. Regulation			7.31	7.68	8.00	8.20	8.20
A. Credit Market regulations		0.00	9.33	9.67	10.00	10.00	10.00
(i) Ownership of banks		0.00	8.00	10.00	10.00	10.00	10.00
(ii) Private sector credit			10.00	10.00	9.99	10.00	10.00
(iii) Interest rate controls / negative real interest rates			10.00	9.00	10.00	10.00	10.00
B. Labor Market regulations			4.95	5.76	5.91	6.29	6.26
(i) Hiring regulations and minimum wage			2.94	6.70	5.00	6.67	6.67
(ii) Hiring and firing regulations			4.57	5.33	5.87	6.11	6.02
(iii) Centralized collective bargaining			8.45	8.75	8.32	8.74	8.64
(iv) Hours regulations			4.00	4.00	4.00	4.00	4.00
(v) Mandated cost of worker dismissal			6.76	6.76	9.25	9.25	9.25
(vi) Conscriptation		0.00	3.00	3.00	3.00	3.00	3.00
C. Business regulations			7.64	7.63	8.11	8.29	8.34
(i) Administrative requirements			7.62	5.34	5.55	5.14	5.13
(ii) Bureaucracy costs			7.15	6.18	8.94	9.56	9.56
(iii) Starting a business			7.45	8.71	9.68	9.82	9.82
(iv) Extra payments/bribes/favoritism			6.91	7.51	6.98	6.93	6.85
(v) Licensing restrictions				8.95	8.47	9.26	9.24
(vi) Cost of Tax compliance			9.09	9.09	9.05	9.06	9.44

Ethiopia

	1980	1990	2000	2005	2010	2015	2016
	Rating (Rank)	Rating (Rank)	Rating (Rank)	Rating (Rank)	Rating (Rank)	Rating (Rank)	Rating (Rank)
Summary Ratings (Rank)				5.54 (128)	5.60 (138)	5.55 (147)	5.73 (146)
	Rating (Data)	Rating (Data)	Rating (Data)	Rating (Data)	Rating (Data)	Rating (Data)	Rating (Data)
1. Size of Government				6.09	5.87	6.62	6.57
A. Government consumption				7.37 (14.95)	8.03 (12.7)	8.38 (11.5)	8.18 (12.19)
B. Transfers and subsidies				10.00 (0.03)	8.45 (6.2)	9.11 (3.78)	9.11 (3.78)
C. Government enterprises and investment				0.00 (64)	0.00 (64.83)	4.00 (35.79)	4.00 (36.24)
D. Top marginal tax rate				7.00	7.00	5.00	5.00
(i) Top marginal income tax rate				7.00 (35)	7.00 (35)	7.00 (35)	7.00 (35)
(ii) Top marginal income and payroll tax rate						3.00 (48)	3.00 (48)
2. Legal System & Property Rights				4.70	5.34	4.61	4.64
A. Judicial independence				1.97	3.53	4.75	4.47
B. Impartial courts				2.68	4.47	4.72	4.30
C. Protection of property rights				4.34	5.73	5.05	5.34
D. Military interference in rule of law and politics				1.67	1.67	1.67	1.67
E. Integrity of the legal system				8.33	7.50	7.50	7.50
F. Legal enforcement of contracts				4.34	4.87	5.55	5.55
G. Regulatory restrictions on sale of real property				7.97	8.53	7.01	7.04
H. Reliability of police				5.32	5.21	4.80	5.02
I. Business costs of crime				5.66	7.47	5.16	5.69
<i>Gender Disparity Adjustment</i>	0.78	0.78	1.00	1.00	0.96	0.79	0.79
3. Sound Money				5.67	5.39	5.49	5.73
A. Money growth				8.20 (8.99)	7.40 (12.99)	8.79 (6.03)	9.02 (4.9)
B. Standard deviation of inflation				6.79 (8.03)	5.80 (10.5)	5.20 (12.01)	5.37 (11.58)
C. Inflation: most recent year				7.68 (11.61)	8.37 (8.14)	7.97 (10.13)	8.55 (7.27)
D. Freedom to own foreign currency bank accounts				0.00	0.00	0.00	0.00
4. Freedom to Trade Internationally				4.98	5.21	4.97	5.06
A. Tariffs				4.97	5.11	5.23	5.23
(i) Revenue from trade taxes (% of trade sector)				2.85 (10.73)	3.44 (9.84)	3.84 (9.24)	3.84 (9.24)
(ii) Mean tariff rate				6.64 (16.8)	6.54 (17.3)	6.52 (17.4)	6.52 (17.4)
(iii) Standard deviation of tariff rates				5.43 (11.42)	5.36 (11.59)	5.34 (11.66)	5.34 (11.66)
B. Regulatory trade barriers				4.54	4.09	3.05	3.46
(i) Non-tariff trade barriers				5.39	4.28	4.33	4.70
(ii) Compliance cost of importing and exporting				3.69	3.90	1.76	2.22
C. Black-market exchange rates				8.00	10.00	10.00	10.00
D. Controls of the movement of capital and people				2.41	1.65	1.61	1.53
(i) Foreign ownership/investment restrictions				5.50	4.73	4.60	4.38
(ii) Capital controls				1.54	0.00	0.00	0.00
(iii) Freedom of foreigners to visit				0.20	0.22	0.22	0.22
5. Regulation				6.28	6.16	6.04	6.65
A. Credit Market regulations		6.09		6.30	4.85	5.36	7.07
(i) Ownership of banks				2.00	2.00	2.00	2.00
(ii) Private sector credit		6.09		7.90	7.55	9.08	9.22
(iii) Interest rate controls / negative real interest rates				9.00	5.00	5.00	10.00
B. Labor Market regulations				7.16	7.58	7.22	7.29
(i) Hiring regulations and minimum wage				6.70	6.67	6.67	6.67
(ii) Hiring and firing regulations				4.56	4.81	4.29	4.47
(iii) Centralized collective bargaining				7.43	6.97	5.34	5.54
(iv) Hours regulations				8.00	10.00	10.00	10.00
(v) Mandated cost of worker dismissal				6.29	7.04	7.04	7.04
(vi) Conscriptation				10.00	10.00	10.00	10.00
C. Business regulations				5.37	6.05	5.55	5.58
(i) Administrative requirements				3.33	4.29	4.34	4.63
(ii) Bureaucracy costs				3.66	3.33	1.33	1.11
(iii) Starting a business				5.67	8.48	7.75	8.34
(iv) Extra payments/bribes/favoritism				5.18	4.28	4.53	4.03
(v) Licensing restrictions				6.60	8.16	8.77	8.77
(vi) Cost of Tax compliance				7.78	7.78	6.57	6.57

Fiji

	1980	1990	2000	2005	2010	2015	2016
	Rating (Rank)	Rating (Rank)	Rating (Rank)	Rating (Rank)	Rating (Rank)	Rating (Rank)	Rating (Rank)
Summary Ratings (Rank)	5.57 (42)	5.72 (49)	6.65 (65)	7.32 (43)	6.93 (73)	6.82 (84)	6.79 (88)
	Rating (Data)	Rating (Data)	Rating (Data)	Rating (Data)	Rating (Data)	Rating (Data)	Rating (Data)
1. Size of Government	4.75	4.69	6.56	8.02	7.51	6.19	5.99
A. Government consumption	5.56 (21.09)	5.90 (19.93)	5.88 (20)	6.47 (17.99)	6.34 (18.45)	4.30 (25.39)	3.49 (28.12)
B. Transfers and subsidies	9.46 (2.5)	9.86 (1)	9.35 (2.9)	8.59 (5.68)	8.69 (5.32)	9.46 (2.47)	9.46 (2.47)
C. Government enterprises and investment	2.00 (46.2)	0.00 (55.4)	4.00 (33.3)	10.00 (14.82)	8.00 (18.02)	6.00 (29.63)	6.00 (29.63)
D. Top marginal tax rate	2.00	3.00	7.00	7.00	7.00	5.00	5.00
(i) Top marginal income tax rate	2.00 (53)	3.00 (50)	7.00 (34)	7.00 (31)	7.00 (31)	5.00 (49)	5.00 (49)
(ii) Top marginal income and payroll tax rate		3.00 (50)	7.00 (34)	7.00 (31)	7.00 (31)	5.00 (49)	5.00 (49)
2. Legal System & Property Rights			6.26	6.34	5.55	6.12	6.07
A. Judicial independence							
B. Impartial courts			4.63	5.10	4.00	4.80	4.60
C. Protection of property rights							
D. Military interference in rule of law and politics			7.34	7.10	5.90	7.90	7.90
E. Integrity of the legal system							
F. Legal enforcement of contracts			5.11	5.11	5.11	5.11	5.11
G. Regulatory restrictions on sale of real property			7.96	8.06	8.06	7.71	7.71
H. Reliability of police							
I. Business costs of crime							
<i>Gender Disparity Adjustment</i>	1.00	1.00	1.00	1.00	0.93	0.92	0.92
3. Sound Money	6.02	6.53	6.90	6.56	6.67	6.34	6.45
A. Money growth	9.82 (-0.89)	8.40 (8)	9.41 (2.93)	7.62 (11.91)	9.15 (4.25)	6.99 (15.05)	7.33 (13.33)
B. Standard deviation of inflation	7.72 (5.71)	9.16 (2.1)	8.42 (3.95)	9.11 (2.22)	8.63 (3.44)	8.66 (3.35)	9.23 (1.93)
C. Inflation: most recent year	6.54 (17.31)	8.58 (7.1)	9.78 (1.09)	9.53 (2.37)	8.89 (5.54)	9.73 (1.37)	9.23 (3.86)
D. Freedom to own foreign currency bank accounts	0.00	0.00	0.00	0.00	0.00	0.00	0.00
4. Freedom to Trade Internationally	5.84	5.64	5.56	6.60	6.62	6.65	6.60
A. Tariffs	6.13	5.73	7.27	5.23	5.12	5.16	4.96
(i) Revenue from trade taxes (% of trade sector)	6.13 (5.8)	5.73 (6.4)	7.03 (4.46)	7.73 (3.4)	7.73 (3.4)	7.21 (4.18)	7.21 (4.18)
(ii) Mean tariff rate			7.52 (12.4)	7.96 (10.2)	7.62 (11.9)	7.70 (11.5)	7.66 (11.7)
(iii) Standard deviation of tariff rates				0.00 (43.04)	0.00 (35.11)	0.57 (23.58)	0.00 (26.44)
B. Regulatory trade barriers				6.65	6.88	6.42	6.42
(i) Non-tariff trade barriers							
(ii) Compliance cost of importing and exporting				6.65	6.88	6.42	6.42
C. Black-market exchange rates	6.40	9.20	9.40	10.00	10.00	10.00	10.00
D. Controls of the movement of capital and people	5.00	2.00	0.00	4.50	4.48	5.00	5.00
(i) Foreign ownership/investment restrictions							
(ii) Capital controls	5.00	2.00	0.00	0.00	0.00	0.00	0.00
(iii) Freedom of foreigners to visit				9.00	8.96	10.00	10.00
5. Regulation	5.65	6.00	7.98	9.07	8.31	8.82	8.84
A. Credit Market regulations	5.09	6.00	6.56	9.40	7.91	9.64	9.40
(i) Ownership of banks	2.00	2.00	2.00	10.00	10.00	10.00	10.00
(ii) Private sector credit	7.27	10.00	7.67	8.19	4.73	8.91	9.20
(iii) Interest rate controls / negative real interest rates	6.00	6.00	10.00	10.00	9.00	10.00	9.00
B. Labor Market regulations			9.40	9.40	9.01	9.01	9.29
(i) Hiring regulations and minimum wage			7.80	7.80	7.77	7.77	8.90
(ii) Hiring and firing regulations							
(iii) Centralized collective bargaining							
(iv) Hours regulations			10.00	10.00	10.00	10.00	10.00
(v) Mandated cost of worker dismissal			9.81	9.81	8.27	8.27	8.27
(vi) Conscriptation	10.00	10.00	10.00	10.00	10.00	10.00	10.00
C. Business regulations				8.42	8.00	7.82	7.82
(i) Administrative requirements							
(ii) Bureaucracy costs					7.12	6.89	6.89
(iii) Starting a business			8.26	8.26	8.30	8.53	8.54
(iv) Extra payments/bribes/favoritism							
(v) Licensing restrictions				8.58	8.42	8.62	8.62
(vi) Cost of Tax compliance			8.43	8.43	8.17	7.23	7.23

Finland

	1980	1990	2000	2005	2010	2015	2016
	Rating (Rank)	Rating (Rank)	Rating (Rank)	Rating (Rank)	Rating (Rank)	Rating (Rank)	Rating (Rank)
Summary Ratings (Rank)	6.50 (16)	6.99 (20)	7.98 (13)	7.86 (13)	7.79 (12)	7.71 (20)	7.65 (22)
	Rating (Data)	Rating (Data)	Rating (Data)	Rating (Data)	Rating (Data)	Rating (Data)	Rating (Data)
1. Size of Government	4.67	4.15	4.50	4.47	4.48	4.13	4.15
A. Government consumption	4.43 (24.93)	3.33 (28.69)	3.08 (29.54)	2.94 (30)	2.71 (30.77)	2.76 (30.6)	2.86 (30.28)
B. Transfers and subsidies	6.24 (14.3)	5.78 (16)	4.93 (19.11)	4.44 (20.92)	3.72 (23.54)	3.25 (25.29)	3.25 (25.29)
C. Government enterprises and investment	7.00 (23.3)	6.00 (29.3)	8.00 (15.28)	8.00 (15.91)	8.00 (16.77)	8.00 (19.08)	8.00 (18.74)
D. Top marginal tax rate	1.00	1.50	2.00	2.50	3.50	2.50	2.50
(i) Top marginal income tax rate	1.00 (65-71)	2.00 (57-63)	3.00 (51-57)	3.00 (50-56)	4.00 (46-51)	3.00 (48-54)	3.00 (48-54)
(ii) Top marginal income and payroll tax rate		1.00 (61-69)	1.00 (53.5-60.5)	2.00 (54-60)	3.00 (52-57)	2.00 (54-59)	2.00 (54-59)
2. Legal System & Property Rights	6.83	8.35	9.11	9.07	8.85	8.88	8.80
A. Judicial independence			9.69	8.59	9.02	9.57	9.70
B. Impartial courts			8.85	8.57	7.92	7.92	7.98
C. Protection of property rights	5.80	10.00	8.92	9.03	9.08	9.12	9.29
D. Military interference in rule of law and politics			10.00	10.00	10.00	10.00	10.00
E. Integrity of the legal system	10.00	10.00	10.00	10.00	10.00	10.00	10.00
F. Legal enforcement of contracts			7.93	8.06	6.83	6.65	5.83
G. Regulatory restrictions on sale of real property			8.42	8.42	8.42	8.08	7.80
H. Reliability of police				9.38	9.51	9.65	9.69
I. Business costs of crime				9.54	8.87	8.94	8.91
<i>Gender Disparity Adjustment</i>	1.00	1.00	1.00	1.00	1.00	1.00	1.00
3. Sound Money	7.78	9.27	9.55	9.58	9.62	9.60	9.36
A. Money growth	8.82 (5.92)	8.62 (6.91)	9.48 (2.58)	9.01 (4.96)	9.11 (4.45)	8.74 (6.3)	7.84 (10.82)
B. Standard deviation of inflation	9.27 (1.82)	9.63 (0.92)	9.38 (1.54)	9.48 (1.31)	9.60 (1)	9.72 (0.71)	9.68 (0.81)
C. Inflation: most recent year	8.05 (9.75)	8.84 (5.82)	9.33 (3.37)	9.83 (0.86)	9.76 (1.22)	9.96 (-0.21)	9.93 (0.36)
D. Freedom to own foreign currency bank accounts	5.00	10.00	10.00	10.00	10.00	10.00	10.00
4. Freedom to Trade Internationally	6.83	6.67	9.23	8.35	8.13	8.24	8.23
A. Tariffs	8.69	8.01	9.18	8.39	8.34	8.60	8.27
(i) Revenue from trade taxes (% of trade sector)	9.47 (0.8)	9.60 (0.6)	9.78 (0.33)	9.59 (0.62)	9.63 (0.55)	9.82 (0.28)	9.00 (1.5)
(ii) Mean tariff rate	7.92 (10.4)	8.46 (7.7)	9.52 (2.4)	9.46 (2.7)	8.98 (5.1)	8.98 (5.1)	8.96 (5.2)
(iii) Standard deviation of tariff rates		5.96 (10.1)	8.24 (4.4)	6.13 (9.67)	6.41 (8.98)	7.00 (7.5)	6.84 (7.9)
B. Regulatory trade barriers			9.68	8.86	8.73	8.23	8.50
(i) Non-tariff trade barriers			9.69	8.72	8.47	7.34	7.88
(ii) Compliance cost of importing and exporting			9.67	8.99	8.99	9.12	9.12
C. Black-market exchange rates	9.80	10.00	10.00	10.00	10.00	10.00	10.00
D. Controls of the movement of capital and people	2.00	2.00	8.08	6.16	5.44	6.13	6.16
(i) Foreign ownership/investment restrictions			10.00	8.23	6.83	7.56	7.66
(ii) Capital controls	2.00	2.00	6.15	3.85	3.08	3.08	3.08
(iii) Freedom of foreigners to visit				6.40	6.42	7.74	7.74
5. Regulation	6.38	6.52	7.51	7.83	7.88	7.68	7.72
A. Credit Market regulations	8.63	9.32	10.00	10.00	9.64	9.41	9.46
(i) Ownership of banks	8.00	8.00	10.00	10.00	10.00	10.00	10.00
(ii) Private sector credit	9.89	9.97	10.00	10.00	8.93	8.23	8.39
(iii) Interest rate controls / negative real interest rates	8.00	10.00	10.00	10.00	10.00	10.00	10.00
B. Labor Market regulations	4.14	3.71	4.04	4.84	5.63	5.18	5.20
(i) Hiring regulations and minimum wage			4.72	5.60	3.90	3.90	3.90
(ii) Hiring and firing regulations		3.86	3.23	3.79	4.99	4.23	4.24
(iii) Centralized collective bargaining	4.49	4.49	2.87	3.07	3.88	1.96	2.06
(iv) Hours regulations	4.93	3.52	2.84	6.00	8.00	8.00	8.00
(v) Mandated cost of worker dismissal			7.59	7.59	10.00	10.00	10.00
(vi) Conscriptation	3.00	3.00	3.00	3.00	3.00	3.00	3.00
C. Business regulations			8.49	8.66	8.37	8.43	8.49
(i) Administrative requirements			7.97	6.42	5.62	5.85	6.20
(ii) Bureaucracy costs			8.48	9.94	7.58	7.78	7.78
(iii) Starting a business			9.44	9.45	9.52	9.52	9.52
(iv) Extra payments/bribes/favoritism			9.59	9.41	8.82	8.63	8.62
(v) Licensing restrictions				9.76	9.72	9.86	9.86
(vi) Cost of Tax compliance			6.98	6.98	8.96	8.96	8.96

France

	1980	1990	2000	2005	2010	2015	2016
	Rating (Rank)	Rating (Rank)	Rating (Rank)	Rating (Rank)	Rating (Rank)	Rating (Rank)	Rating (Rank)
Summary Ratings (Rank)	6.05 (27)	7.04 (19)	7.47 (29)	7.31 (44)	7.42 (35)	7.35 (50)	7.25 (57)
	Rating (Data)	Rating (Data)	Rating (Data)	Rating (Data)	Rating (Data)	Rating (Data)	Rating (Data)
1. Size of Government	4.22	3.53	3.56	4.11	4.66	4.19	4.22
A. Government consumption	4.84 (23.55)	4.85 (23.52)	1.86 (33.69)	3.13 (29.36)	2.96 (29.92)	2.86 (30.28)	2.96 (29.93)
B. Transfers and subsidies	3.02 (26.1)	3.27 (25.2)	3.40 (24.71)	3.33 (24.98)	2.67 (27.41)	2.42 (28.32)	2.42 (28.32)
C. Government enterprises and investment	6.00 (27.4)	4.00 (35)	8.00 (18.3)	8.00 (18.42)	8.00 (18.8)	8.00 (16.1)	8.00 (15.56)
D. Top marginal tax rate	3.00	2.00	1.00	2.00	5.00	3.50	3.50
(i) Top marginal income tax rate	3.00 (60)	3.00 (53)	2.00 (54)	3.00 (52)	6.00 (43)	5.00 (50)	5.00 (50)
(ii) Top marginal income and payroll tax rate		1.00 (61)	0.00 (62-65)	1.00 (62-64)	4.00 (54-56)	2.00 (60-62)	2.00 (60-62)
2. Legal System & Property Rights	6.45	7.73	7.42	7.19	7.30	7.07	6.92
A. Judicial independence			6.35	6.77	6.50	7.12	7.13
B. Impartial courts			8.02	6.78	6.38	6.15	5.67
C. Protection of property rights	5.80	10.00	9.40	8.47	8.25	7.42	7.29
D. Military interference in rule of law and politics			8.33	8.82	9.17	9.17	8.33
E. Integrity of the legal system	10.00	8.20	8.33	8.33	8.33	8.33	8.33
F. Legal enforcement of contracts			6.91	6.91	6.91	6.43	6.43
G. Regulatory restrictions on sale of real property			4.60	4.34	6.88	6.39	6.39
H. Reliability of police				7.69	7.33	7.93	7.82
I. Business costs of crime				6.59	7.15	6.33	6.54
<i>Gender Disparity Adjustment</i>	0.89	1.00	1.00	1.00	0.96	0.95	0.95
3. Sound Money	6.40	9.69	9.59	9.58	9.67	9.77	9.48
A. Money growth	8.19 (9.06)	9.72 (1.38)	8.84 (5.82)	8.79 (6.03)	9.35 (3.23)	9.25 (3.77)	8.13 (9.33)
B. Standard deviation of inflation	9.69 (0.77)	9.64 (0.89)	9.85 (0.38)	9.88 (0.3)	9.61 (0.96)	9.83 (0.44)	9.82 (0.44)
C. Inflation: most recent year	7.72 (11.38)	9.38 (3.09)	9.66 (1.69)	9.64 (1.81)	9.69 (1.53)	9.99 (0.04)	9.96 (0.18)
D. Freedom to own foreign currency bank accounts	0.00	10.00	10.00	10.00	10.00	10.00	10.00
4. Freedom to Trade Internationally	6.78	7.82	8.97	8.22	8.09	8.25	8.18
A. Tariffs	8.95	8.46	9.18	8.39	8.34	8.60	8.27
(i) Revenue from trade taxes (% of trade sector)	9.67 (0.5)	9.73 (0.4)	9.78 (0.33)	9.59 (0.62)	9.63 (0.55)	9.82 (0.28)	9.00 (1.5)
(ii) Mean tariff rate	8.24 (8.8)	8.52 (7.4)	9.52 (2.4)	9.46 (2.7)	8.98 (5.1)	8.98 (5.1)	8.96 (5.2)
(iii) Standard deviation of tariff rates		7.12 (7.2)	8.24 (4.4)	6.13 (9.67)	6.41 (8.98)	7.00 (7.5)	6.84 (7.9)
B. Regulatory trade barriers			8.71	7.95	7.68	7.69	7.68
(i) Non-tariff trade barriers			8.42	7.40	6.64	5.41	5.39
(ii) Compliance cost of importing and exporting			9.00	8.49	8.72	9.96	9.96
C. Black-market exchange rates	9.40	10.00	10.00	10.00	10.00	10.00	10.00
D. Controls of the movement of capital and people	2.00	5.00	8.01	6.53	6.33	6.71	6.77
(i) Foreign ownership/investment restrictions			9.09	7.05	7.18	6.99	7.18
(ii) Capital controls	2.00	5.00	6.92	6.15	5.38	5.38	5.38
(iii) Freedom of foreigners to visit				6.40	6.42	7.74	7.74
5. Regulation	6.42	6.42	7.82	7.47	7.40	7.49	7.46
A. Credit Market regulations	8.91	9.01	9.79	9.60	8.88	9.43	9.44
(i) Ownership of banks	10.00	10.00	10.00	10.00	10.00	10.00	10.00
(ii) Private sector credit	8.73	9.03	9.36	8.80	6.63	8.29	8.32
(iii) Interest rate controls / negative real interest rates	8.00	8.00	10.00	10.00	10.00	10.00	10.00
B. Labor Market regulations	3.93	3.83	5.33	5.51	5.94	5.70	5.62
(i) Hiring regulations and minimum wage			4.55	3.30	3.33	2.23	2.23
(ii) Hiring and firing regulations		4.16	1.67	2.35	2.76	2.69	2.32
(iii) Centralized collective bargaining	4.49	4.49	5.53	6.41	7.03	6.80	6.68
(iv) Hours regulations	4.31	3.69	3.17	4.00	4.00	4.00	4.00
(v) Mandated cost of worker dismissal			7.03	7.03	8.50	8.50	8.50
(vi) Conscriptation	3.00	3.00	10.00	10.00	10.00	10.00	10.00
C. Business regulations			8.36	7.31	7.40	7.35	7.31
(i) Administrative requirements			7.73	2.75	2.74	2.93	2.89
(ii) Bureaucracy costs			8.08	5.87	8.33	8.67	8.44
(iii) Starting a business			9.76	9.76	9.77	9.88	9.88
(iv) Extra payments/bribes/favoritism			7.71	8.29	7.16	6.24	6.29
(v) Licensing restrictions				8.64	7.89	7.93	7.93
(vi) Cost of Tax compliance			8.52	8.52	8.52	8.44	8.44

Gabon

	1980	1990	2000	2005	2010	2015	2016
	Rating (Rank)	Rating (Rank)	Rating (Rank)	Rating (Rank)	Rating (Rank)	Rating (Rank)	Rating (Rank)
Summary Ratings (Rank)	4.38 (75)	5.39 (59)	5.71 (99)	5.71 (122)	5.54 (141)	5.78 (134)	5.84 (140)
	Rating (Data)	Rating (Data)	Rating (Data)	Rating (Data)	Rating (Data)	Rating (Data)	Rating (Data)
1. Size of Government	4.94	6.08	7.61	5.77	5.02	6.27	6.24
A. Government consumption	1.88 (33.6)	5.52 (21.23)	7.65 (14)	4.28 (25.45)	2.78 (30.56)	3.76 (27.2)	3.67 (27.52)
B. Transfers and subsidies		9.81 (1.2)	9.81 (1.2)	9.81 (1.2)	9.81 (1.2)	9.81 (1.2)	9.81 (1.2)
C. Government enterprises and investment	8.00 (19.9)	8.00 (18)	10.00 (13.3)	8.00 (19.9)	4.00 (34.62)	8.00 (17.55)	8.00 (17.55)
D. Top marginal tax rate		1.00	3.00	1.00	3.50	3.50	3.50
(i) Top marginal income tax rate		1.00 (60)	3.00 (50)	1.00 (56)	5.00 (40)	5.00 (40)	5.00 (40)
(ii) Top marginal income and payroll tax rate				1.00 (56)	2.00 (52-57)	2.00 (54)	2.00 (53)
2. Legal System & Property Rights	3.45	4.34	3.82	3.81	3.83	3.90	3.90
A. Judicial independence						3.43	3.43
B. Impartial courts			4.78	4.70	4.70	3.64	3.64
C. Protection of property rights	4.50	7.30				5.15	5.15
D. Military interference in rule of law and politics			3.33	3.33	3.33	3.33	3.33
E. Integrity of the legal system	3.30	3.30	5.00	5.00	5.00	5.00	5.00
F. Legal enforcement of contracts				2.92	2.92	2.92	2.92
G. Regulatory restrictions on sale of real property				5.81	5.81	4.60	4.62
H. Reliability of police						4.90	4.90
I. Business costs of crime						5.93	5.93
<i>Gender Disparity Adjustment</i>	0.75	0.75	0.75	0.75	0.76	0.80	0.80
3. Sound Money	4.09	5.43	5.81	5.85	5.65	6.43	6.59
A. Money growth	8.28 (-8.59)	9.61 (1.96)	9.75 (1.27)	6.92 (15.39)	8.81 (5.93)	9.58 (-2.1)	8.45 (-7.75)
B. Standard deviation of inflation	5.43 (11.42)	5.17 (12.08)	3.60 (16)	6.47 (8.83)	4.09 (14.78)	6.21 (9.48)	8.33 (4.17)
C. Inflation: most recent year	2.64 (36.78)	6.93 (15.36)	9.90 (0.5)	10.00 (-0.01)	9.71 (1.46)	9.94 (-0.3)	9.58 (2.11)
D. Freedom to own foreign currency bank accounts	0.00	0.00	0.00	0.00	0.00	0.00	0.00
4. Freedom to Trade Internationally	4.28	5.33	5.33	5.84	6.05	5.69	5.69
A. Tariffs	3.24	6.80	6.00	6.17	6.30	6.28	6.28
(i) Revenue from trade taxes (% of trade sector)	5.13 (7.3)	6.80 (4.8)					
(ii) Mean tariff rate	1.34 (43.3)		5.92 (20.4)	6.02 (19.9)	6.44 (17.8)	6.46 (17.7)	6.46 (17.7)
(iii) Standard deviation of tariff rates			6.08 (9.8)	6.33 (9.18)	6.16 (9.61)	6.11 (9.74)	6.11 (9.74)
B. Regulatory trade barriers				7.20	7.11	3.70	3.70
(i) Non-tariff trade barriers						3.83	3.83
(ii) Compliance cost of importing and exporting				7.20	7.11	3.57	3.57
C. Black-market exchange rates	9.60	9.20	10.00	10.00	10.00	10.00	10.00
D. Controls of the movement of capital and people	0.00	0.00	0.00	0.00	0.77	2.79	2.79
(i) Foreign ownership/investment restrictions						6.60	6.60
(ii) Capital controls	0.00	0.00	0.00	0.00	1.54	1.54	1.54
(iii) Freedom of foreigners to visit				0.00	0.00	0.22	0.22
5. Regulation	5.16	5.78	5.95	7.27	7.18	6.61	6.79
A. Credit Market regulations	3.00	5.43	5.85	7.35	7.10	7.78	8.11
(i) Ownership of banks	0.00	2.00	5.00	5.00	5.00	5.00	5.00
(ii) Private sector credit		6.30	7.56	8.06	7.29	9.33	9.33
(iii) Interest rate controls / negative real interest rates	6.00	8.00	5.00	9.00	9.00	9.00	10.00
B. Labor Market regulations				7.08	8.71	7.45	7.27
(i) Hiring regulations and minimum wage				8.30	8.33	8.33	7.23
(ii) Hiring and firing regulations						3.99	3.99
(iii) Centralized collective bargaining						5.87	5.87
(iv) Hours regulations				4.00	8.00	8.00	8.00
(v) Mandated cost of worker dismissal				6.01	8.50	8.50	8.50
(vi) Conscriptation	10.00	10.00	10.00	10.00	10.00	10.00	10.00
C. Business regulations				7.39	5.72	4.62	4.98
(i) Administrative requirements						3.95	3.95
(ii) Bureaucracy costs					2.88	1.78	2.44
(iii) Starting a business				7.77	7.87	8.21	8.86
(iv) Extra payments/bribes/favoritism						3.69	3.69
(v) Licensing restrictions				7.44	7.60	5.55	6.42
(vi) Cost of Tax compliance			6.95	6.95	4.53	4.53	4.53

Gambia, The

	1980	1990	2000	2005	2010	2015	2016
	Rating (Rank)	Rating (Rank)	Rating (Rank)	Rating (Rank)	Rating (Rank)	Rating (Rank)	Rating (Rank)
Summary Ratings (Rank)					7.24 (49)	7.22 (63)	7.34 (49)
	Rating (Data)	Rating (Data)	Rating (Data)	Rating (Data)	Rating (Data)	Rating (Data)	Rating (Data)
1. Size of Government				6.68	7.43	7.48	7.48
A. Government consumption				9.37 (8.15)	8.71 (10.4)	8.32 (11.7)	8.32 (11.7)
B. Transfers and subsidies					9.58 (2.04)	9.58 (2.04)	9.58 (2.04)
C. Government enterprises and investment				4.00 (36.97)	4.00 (32.6)	4.00 (34.1)	4.00 (34.1)
D. Top marginal tax rate						8.00	8.00
(i) Top marginal income tax rate						8.00 (30)	8.00 (30)
(ii) Top marginal income and payroll tax rate						8.00 (30)	8.00 (30)
2. Legal System & Property Rights					5.65	5.26	5.49
A. Judicial independence					5.75	4.18	4.60
B. Impartial courts					5.98	4.85	5.13
C. Protection of property rights					6.82	5.36	5.84
D. Military interference in rule of law and politics					3.33	3.33	3.33
E. Integrity of the legal system					5.83	5.83	5.83
F. Legal enforcement of contracts					4.89	5.09	5.09
G. Regulatory restrictions on sale of real property					6.22	6.25	6.25
H. Reliability of police					6.44	6.55	7.65
I. Business costs of crime					6.93	7.12	6.94
<i>Gender Disparity Adjustment</i>	0.95	0.95	0.95	0.95	0.95	0.95	0.95
3. Sound Money					7.92	9.19	9.25
A. Money growth					8.91 (-5.44)	8.89 (5.54)	9.05 (4.77)
B. Standard deviation of inflation					8.79 (3.04)	9.22 (1.95)	9.40 (1.5)
C. Inflation: most recent year					8.99 (5.05)	8.64 (6.81)	8.56 (7.22)
D. Freedom to own foreign currency bank accounts					5.00	10.00	10.00
4. Freedom to Trade Internationally					7.50	7.38	7.48
A. Tariffs					6.47	6.48	6.48
(i) Revenue from trade taxes (% of trade sector)					5.24 (7.14)	5.24 (7.14)	5.24 (7.14)
(ii) Mean tariff rate					7.20 (14)	7.18 (14.1)	7.18 (14.1)
(iii) Standard deviation of tariff rates					6.98 (7.56)	7.01 (7.47)	7.01 (7.01)
B. Regulatory trade barriers					6.52	5.01	5.19
(i) Non-tariff trade barriers					6.12	5.50	5.59
(ii) Compliance cost of importing and exporting					6.92	4.52	4.80
C. Black-market exchange rates					10.00	10.00	10.00
D. Controls of the movement of capital and people					7.02	8.03	8.24
(i) Foreign ownership/investment restrictions					6.61	6.40	7.02
(ii) Capital controls					7.69	7.69	7.69
(iii) Freedom of foreigners to visit					6.75	10.00	10.00
5. Regulation					7.70	6.78	7.01
A. Credit Market regulations					8.96	6.33	7.17
(i) Ownership of banks					10.00	10.00	10.00
(ii) Private sector credit		10.00			7.88	0.00	2.51
(iii) Interest rate controls / negative real interest rates					9.00	9.00	9.00
B. Labor Market regulations					8.10	8.09	7.95
(i) Hiring regulations and minimum wage					10.00	10.00	10.00
(ii) Hiring and firing regulations					5.66	4.92	4.59
(iii) Centralized collective bargaining					6.92	7.62	7.59
(iv) Hours regulations					6.00	6.00	10.00
(v) Mandated cost of worker dismissal					10.00	10.00	5.51
(vi) Conscription					10.00	10.00	10.00
C. Business regulations					6.04	5.92	5.92
(i) Administrative requirements					5.62	5.59	6.17
(ii) Bureaucracy costs					3.94	2.22	1.56
(iii) Starting a business					6.97	7.88	7.85
(iv) Extra payments/bribes/favoritism					5.71	4.92	5.00
(v) Licensing restrictions					8.24	8.57	8.57
(vi) Cost of Tax compliance					5.79	6.35	6.35

Georgia

	1980	1990	2000	2005	2010	2015	2016
	Rating (Rank)	Rating (Rank)	Rating (Rank)	Rating (Rank)	Rating (Rank)	Rating (Rank)	Rating (Rank)
Summary Ratings (Rank)				7.42 (34)	7.50 (27)	7.98 (9)	8.02 (7)
	Rating (Data)	Rating (Data)	Rating (Data)	Rating (Data)	Rating (Data)	Rating (Data)	Rating (Data)
1. Size of Government				7.38	6.59	7.64	7.53
A. Government consumption			9.40 (8.03)	5.72 (20.56)	5.45 (21.46)	5.66 (20.76)	5.25 (22.14)
B. Transfers and subsidies				7.79 (8.6)	6.91 (11.85)	6.88 (11.94)	6.88 (11.94)
C. Government enterprises and investment				7.00 (21)	4.00 (38.4)	8.00 (19.67)	8.00 (16.67)
D. Top marginal tax rate				9.00	10.00	10.00	10.00
(i) Top marginal income tax rate				10.00 (12)	10.00 (20)	10.00 (20)	10.00 (20)
(ii) Top marginal income and payroll tax rate				8.00 (27)	10.00 (20)	10.00 (20)	10.00 (20)
2. Legal System & Property Rights			6.79	5.08	5.71	6.57	6.31
A. Judicial independence				1.88	3.63	5.05	4.28
B. Impartial courts				2.38	3.78	4.74	4.03
C. Protection of property rights				4.23	3.71	6.29	6.13
D. Military interference in rule of law and politics				4.20	4.50	5.30	5.30
E. Integrity of the legal system							
F. Legal enforcement of contracts			5.14	6.50	6.50	6.50	6.80
G. Regulatory restrictions on sale of real property			8.44	9.67	9.93	9.98	9.98
H. Reliability of police				5.73	6.63	7.19	6.97
I. Business costs of crime				6.04	7.02	7.49	7.03
<i>Gender Disparity Adjustment</i>	1.00	1.00	1.00	1.00	1.00	1.00	1.00
3. Sound Money				8.64	8.80	8.99	9.22
A. Money growth				7.01 (14.97)	8.66 (6.68)	8.31 (8.47)	8.34 (8.29)
B. Standard deviation of inflation				9.19 (2.02)	7.97 (5.07)	8.46 (3.86)	8.98 (2.56)
C. Inflation: most recent year				8.35 (8.23)	8.58 (7.1)	9.20 (4)	9.57 (2.13)
D. Freedom to own foreign currency bank accounts				10.00	10.00	10.00	10.00
4. Freedom to Trade Internationally				8.19	8.48	8.66	8.56
A. Tariffs			9.23	8.51	9.16	9.31	9.29
(i) Revenue from trade taxes (% of trade sector)			9.23 (1.16)	9.17 (1.25)	9.74 (0.39)	9.87 (0.2)	9.87 (0.2)
(ii) Mean tariff rate				8.60 (7)	9.74 (1.3)	9.70 (1.5)	9.70 (1.5)
(iii) Standard deviation of tariff rates				7.76 (5.6)	7.99 (5.03)	8.36 (4.1)	8.31 (4.22)
B. Regulatory trade barriers			7.00	6.75	7.51	8.03	7.60
(i) Non-tariff trade barriers				5.22	6.50	6.65	6.54
(ii) Compliance cost of importing and exporting			7.00	8.28	8.51	9.40	8.65
C. Black-market exchange rates				10.00	10.00	10.00	10.00
D. Controls of the movement of capital and people				7.48	7.28	7.32	7.36
(i) Foreign ownership/investment restrictions				5.81	5.84	6.30	6.42
(ii) Capital controls				8.33	7.69	6.15	6.15
(iii) Freedom of foreigners to visit				8.30	8.30	9.51	9.51
5. Regulation				7.81	7.89	8.04	8.49
A. Credit Market regulations				9.67	8.70	9.82	9.80
(i) Ownership of banks				10.00	10.00	10.00	10.00
(ii) Private sector credit				10.00	6.10	9.47	9.40
(iii) Interest rate controls / negative real interest rates				9.00	10.00	10.00	10.00
B. Labor Market regulations				7.62	7.41	6.45	7.82
(i) Hiring regulations and minimum wage				10.00	10.00	6.67	6.67
(ii) Hiring and firing regulations				6.78	6.74	5.92	5.72
(iii) Centralized collective bargaining				8.31	7.46	7.87	7.29
(iv) Hours regulations				8.00	10.00	8.00	8.00
(v) Mandated cost of worker dismissal				9.63	9.25	9.25	9.25
(vi) Conscriptation				3.00	1.00	1.00	10.00
C. Business regulations				6.13	7.57	7.85	7.84
(i) Administrative requirements				4.74	5.89	6.34	6.19
(ii) Bureaucracy costs				3.22	7.88	8.00	8.44
(iii) Starting a business			8.88	9.36	9.89	9.88	9.91
(iv) Extra payments/bribes/favoritism				5.00	6.44	5.93	5.62
(v) Licensing restrictions				8.79	9.68	10.00	9.89
(vi) Cost of Tax compliance			4.98	5.66	5.66	6.97	6.98

Germany

	1980	1990	2000	2005	2010	2015	2016
	Rating (Rank)	Rating (Rank)	Rating (Rank)	Rating (Rank)	Rating (Rank)	Rating (Rank)	Rating (Rank)
Summary Ratings (Rank)	7.18 (11)	7.64 (11)	7.80 (17)	7.75 (16)	7.59 (19)	7.67 (24)	7.69 (20)
	Rating (Data)	Rating (Data)	Rating (Data)	Rating (Data)	Rating (Data)	Rating (Data)	Rating (Data)
1. Size of Government	4.34	5.15	4.96	5.74	5.46	5.51	5.48
A. Government consumption	4.03 (26.3)	4.35 (25.2)	4.55 (24.52)	4.67 (24.11)	4.24 (25.57)	3.98 (26.47)	3.86 (26.88)
B. Transfers and subsidies	5.34 (17.6)	5.26 (17.9)	2.29 (28.81)	2.29 (28.78)	2.59 (27.71)	3.06 (25.95)	3.06 (25.95)
C. Government enterprises and investment	6.00 (25.7)	7.00 (24)	10.00 (10.17)	10.00 (9.94)	10.00 (11.94)	10.00 (10.83)	10.00 (10.83)
D. Top marginal tax rate	2.00	4.00	3.00	6.00	5.00	5.00	5.00
(i) Top marginal income tax rate	2.00 (65)	4.00 (53)	3.00 (56)	6.00 (44)	5.00 (47)	5.00 (47)	5.00 (47)
(ii) Top marginal income and payroll tax rate		4.00 (53)	3.00 (56)	6.00 (44)	5.00 (47)	5.00 (47)	5.00 (47)
2. Legal System & Property Rights	7.70	8.35	8.58	8.80	7.97	7.45	7.44
A. Judicial independence			9.35	9.18	8.89	7.63	7.53
B. Impartial courts			9.19	8.95	6.61	6.80	6.97
C. Protection of property rights	8.20	10.00	8.84	9.61	7.88	8.02	7.60
D. Military interference in rule of law and politics			10.00	10.00	10.00	10.00	10.00
E. Integrity of the legal system	10.00	10.00	8.33	8.33	8.33	8.33	8.33
F. Legal enforcement of contracts			6.55	6.62	6.62	5.83	5.83
G. Regulatory restrictions on sale of real property			7.80	7.86	7.53	6.81	6.81
H. Reliability of police				9.22	8.15	7.24	7.23
I. Business costs of crime				9.38	7.72	6.34	6.64
<i>Gender Disparity Adjustment</i>	1.00	1.00	1.00	1.00	1.00	1.00	1.00
3. Sound Money	9.43	9.67	9.55	9.53	9.59	9.65	9.48
A. Money growth	9.18 (4.1)	9.68 (1.6)	8.77 (6.13)	8.64 (6.81)	8.86 (5.69)	8.85 (5.75)	8.14 (9.28)
B. Standard deviation of inflation	9.64 (0.89)	9.52 (1.2)	9.71 (0.72)	9.88 (0.31)	9.73 (0.67)	9.80 (0.51)	9.87 (0.32)
C. Inflation: most recent year	8.90 (5.5)	9.46 (2.7)	9.71 (1.47)	9.61 (1.95)	9.77 (1.14)	9.95 (0.23)	9.90 (0.48)
D. Freedom to own foreign currency bank accounts	10.00	10.00	10.00	10.00	10.00	10.00	10.00
4. Freedom to Trade Internationally	8.98	9.48	9.41	8.24	7.89	7.92	8.05
A. Tariffs	8.95	8.44	9.18	8.39	8.34	8.36	8.27
(i) Revenue from trade taxes (% of trade sector)	9.67 (0.5)	9.67 (0.5)	9.78 (0.33)	9.59 (0.62)	9.63 (0.55)	9.10 (1.35)	9.00 (1.5)
(ii) Mean tariff rate	8.24 (8.8)	8.52 (7.4)	9.52 (2.4)	9.46 (2.7)	8.98 (5.1)	8.98 (5.1)	8.96 (5.2)
(iii) Standard deviation of tariff rates		7.12 (7.2)	8.24 (4.4)	6.13 (9.67)	6.41 (8.98)	7.00 (7.5)	6.84 (7.9)
B. Regulatory trade barriers			8.98	8.39	7.68	7.56	8.01
(i) Non-tariff trade barriers			8.45	7.65	6.21	5.94	6.84
(ii) Compliance cost of importing and exporting			9.50	9.14	9.14	9.18	9.18
C. Black-market exchange rates	10.00	10.00	10.00	10.00	10.00	10.00	10.00
D. Controls of the movement of capital and people	8.00	10.00	9.48	6.16	5.55	5.77	5.92
(i) Foreign ownership/investment restrictions			9.72	8.22	6.39	6.48	6.94
(ii) Capital controls	8.00	10.00	9.23	3.85	3.85	3.08	3.08
(iii) Freedom of foreigners to visit				6.40	6.42	7.74	7.74
5. Regulation	5.45	5.56	6.50	6.45	7.02	7.85	7.99
A. Credit Market regulations	7.61	7.65	8.33	8.01	7.93	8.33	8.33
(i) Ownership of banks	5.00	5.00	5.00	5.00	5.00	5.00	5.00
(ii) Private sector credit	7.83	7.94	10.00	9.04	8.78	10.00	10.00
(iii) Interest rate controls / negative real interest rates	10.00	10.00	10.00	10.00	10.00	10.00	10.00
B. Labor Market regulations	3.29	3.48	2.98	3.94	5.40	7.18	7.44
(i) Hiring regulations and minimum wage			4.63	6.70	6.67	8.90	8.90
(ii) Hiring and firing regulations		3.94	1.82	2.42	3.01	5.17	5.99
(iii) Centralized collective bargaining	4.49	4.49	2.32	3.20	3.45	4.78	5.49
(iv) Hours regulations	4.40	4.49	2.51	4.70	8.00	8.00	8.00
(v) Mandated cost of worker dismissal			3.60	3.60	6.26	6.26	6.26
(vi) Conscriptation	1.00	1.00	3.00	3.00	5.00	10.00	10.00
C. Business regulations			8.18	7.39	7.73	8.02	8.19
(i) Administrative requirements			8.18	3.43	3.42	5.46	6.29
(ii) Bureaucracy costs			8.53	5.80	8.94	9.56	9.78
(iii) Starting a business			8.34	9.03	9.47	9.54	9.54
(iv) Extra payments/bribes/favoritism			8.04	9.10	7.78	6.67	7.10
(v) Licensing restrictions				9.17	9.25	9.35	8.86
(vi) Cost of Tax compliance			7.80	7.80	7.52	7.56	7.56

Ghana

	1980	1990	2000	2005	2010	2015	2016
	Rating (Rank)	Rating (Rank)	Rating (Rank)	Rating (Rank)	Rating (Rank)	Rating (Rank)	Rating (Rank)
Summary Ratings (Rank)	2.83 (103)	4.95 (74)	5.82 (93)	6.42 (86)	6.75 (83)	6.52 (105)	6.60 (98)
	Rating (Data)	Rating (Data)	Rating (Data)	Rating (Data)	Rating (Data)	Rating (Data)	Rating (Data)
1. Size of Government	5.70	4.82	6.09	6.49	7.30	6.97	7.02
A. Government consumption	8.31 (11.74)	8.87 (9.85)	7.12 (15.8)	7.09 (15.9)	8.53 (11)	5.23 (22.22)	5.44 (21.5)
B. Transfers and subsidies	9.48 (2.4)	9.43 (2.6)	9.24 (3.3)	9.87 (0.98)	9.65 (1.78)	9.64 (1.83)	9.64 (1.83)
C. Government enterprises and investment	4.00 (35.4)	0.00 (51.9)	2.00 (45)	2.00 (40.1)	4.00 (30.7)	6.00 (27.31)	6.00 (29.15)
D. Top marginal tax rate	1.00	1.00	6.00	7.00	7.00	7.00	7.00
(i) Top marginal income tax rate	1.00 (60)	2.00 (55)	8.00 (30)	9.00 (25)	9.00 (25)	9.00 (25)	9.00 (25)
(ii) Top marginal income and payroll tax rate		0.00 (62)	4.00 (41)	5.00 (37)	5.00 (37)	5.00 (37)	5.00 (37)
2. Legal System & Property Rights	2.45	5.79	4.92	4.88	5.48	5.44	5.36
A. Judicial independence					5.12	5.99	6.03
B. Impartial courts			5.42	5.20	4.99	5.04	5.30
C. Protection of property rights	2.80	4.60			5.03	5.45	5.51
D. Military interference in rule of law and politics			5.00	4.44	5.00	5.00	5.00
E. Integrity of the legal system	1.70	8.30	3.33	3.61	4.17	4.17	4.17
F. Legal enforcement of contracts			4.91	4.91	5.40	3.72	3.72
G. Regulatory restrictions on sale of real property			5.95	6.25	9.13	8.74	7.07
H. Reliability of police					5.83	6.14	6.45
I. Business costs of crime					5.57	5.34	5.56
<i>Gender Disparity Adjustment</i>	0.78	1.00	1.00	1.00	0.97	0.98	0.98
3. Sound Money	1.60	4.58	5.82	7.38	7.13	6.87	6.97
A. Money growth	3.23 (33.84)	4.46 (27.69)	7.46 (12.72)	6.06 (19.71)	6.15 (19.24)	6.79 (16.04)	7.12 (14.42)
B. Standard deviation of inflation	3.17 (17.07)	8.00 (4.99)	5.85 (10.37)	6.47 (8.83)	9.50 (1.24)	9.10 (2.24)	9.27 (1.82)
C. Inflation: most recent year	0.00 (51.13)	5.87 (20.66)	4.96 (25.19)	6.98 (15.12)	7.86 (10.71)	6.57 (17.15)	6.51 (17.47)
D. Freedom to own foreign currency bank accounts	0.00	0.00	5.00	10.00	5.00	5.00	5.00
4. Freedom to Trade Internationally	0.00	4.33	6.56	5.79	6.95	6.51	6.49
A. Tariffs	0.00	4.38	6.54	5.48	7.15	7.29	7.29
(i) Revenue from trade taxes (% of trade sector)	0.00 (17.3)	2.27 (11.6)	6.93 (4.6)	6.86 (4.71)	6.86 (4.71)	7.29 (4.07)	7.29 (4.07)
(ii) Mean tariff rate		6.50 (17.5)	6.96 (15.2)	7.36 (13.2)	7.40 (13)	7.42 (12.9)	7.56 (12.2)
(iii) Standard deviation of tariff rates			5.72 (10.7)	2.23 (19.43)	7.19 (7.02)	7.16 (7.1)	7.02 (7.44)
B. Regulatory trade barriers			8.17	5.78	6.64	4.52	4.41
(i) Non-tariff trade barriers					6.52	5.80	5.58
(ii) Compliance cost of importing and exporting			8.17	5.78	6.76	3.25	3.25
C. Black-market exchange rates	0.00	8.60	10.00	10.00	10.00	10.00	10.00
D. Controls of the movement of capital and people	0.00	0.00	1.54	1.90	4.01	4.25	4.27
(i) Foreign ownership/investment restrictions					6.62	6.35	6.43
(ii) Capital controls	0.00	0.00	1.54	2.31	3.85	3.85	3.85
(iii) Freedom of foreigners to visit				1.50	1.55	2.54	2.54
5. Regulation	4.40	5.21	5.69	7.56	6.87	6.81	7.15
A. Credit Market regulations	1.76	3.93	4.93	9.09	7.75	7.39	8.40
(i) Ownership of banks	2.00	2.00	5.00	8.00	8.00	8.00	8.00
(ii) Private sector credit	3.29	7.79	4.85	9.27	5.24	6.77	7.19
(iii) Interest rate controls / negative real interest rates	0.00	2.00		10.00	10.00		10.00
B. Labor Market regulations			6.44	7.00	6.52	6.64	6.64
(i) Hiring regulations and minimum wage			10.00	10.00	10.00	10.00	10.00
(ii) Hiring and firing regulations			5.50		5.28	5.61	5.80
(iii) Centralized collective bargaining			5.17		5.83	6.23	6.02
(iv) Hours regulations			8.00	8.00	8.00	8.00	8.00
(v) Mandated cost of worker dismissal			0.00	0.00	0.00	0.00	0.00
(vi) Conscriptation	10.00	10.00	10.00	10.00	10.00	10.00	10.00
C. Business regulations				6.60	6.34	6.40	6.42
(i) Administrative requirements					4.32	4.19	4.44
(ii) Bureaucracy costs					6.52	6.00	5.56
(iii) Starting a business			6.49	6.81	9.42	9.34	9.36
(iv) Extra payments/bribes/favoritism					3.98	3.27	3.54
(v) Licensing restrictions				6.41	6.35	8.14	8.14
(vi) Cost of Tax compliance			6.59	6.59	7.49	7.49	7.49

Greece

	1980	1990	2000	2005	2010	2015	2016
	Rating (Rank)	Rating (Rank)	Rating (Rank)	Rating (Rank)	Rating (Rank)	Rating (Rank)	Rating (Rank)
Summary Ratings (Rank)	5.72 (33)	5.95 (42)	6.97 (49)	7.38 (37)	6.81 (82)	6.45 (111)	6.46 (108)
	Rating (Data)	Rating (Data)	Rating (Data)	Rating (Data)	Rating (Data)	Rating (Data)	Rating (Data)
1. Size of Government	5.76	4.81	4.95	6.77	5.72	3.89	4.38
A. Government consumption	7.44 (14.69)	6.69 (17.25)	6.57 (17.67)	6.71 (17.17)	4.82 (23.6)	5.19 (22.34)	5.16 (22.45)
B. Transfers and subsidies	8.59 (5.69)	4.55 (20.5)	5.23 (18)	5.35 (17.55)	4.05 (22.33)	3.86 (23.05)	3.86 (23.05)
C. Government enterprises and investment	4.00 (32)	4.00 (37.5)	4.00 (35.8)	10.00 (13.64)	8.00 (18.28)	4.00 (33.6)	6.00 (27.03)
D. Top marginal tax rate	3.00	4.00	4.00	5.00	6.00	2.50	2.50
(i) Top marginal income tax rate	3.00 (60)	4.00 (50)	5.00 (42.5)	5.00 (40)	6.00 (40)	3.00 (50)	4.00 (55)
(ii) Top marginal income and payroll tax rate		4.00 (50)	3.00 (49.5)	5.00 (40)	6.00 (40)	2.00 (63)	1.00 (68)
2. Legal System & Property Rights	5.57	6.76	5.38	6.74	5.51	5.98	5.78
A. Judicial independence			6.35	5.63	3.89	4.88	4.69
B. Impartial courts			5.68	5.45	2.98	2.97	2.28
C. Protection of property rights	4.00	7.30	4.83	7.24	5.77	5.10	4.81
D. Military interference in rule of law and politics			6.67	7.64	8.33	8.33	8.33
E. Integrity of the legal system	8.30	8.30	5.00	7.50	7.50	7.50	7.50
F. Legal enforcement of contracts			4.13	4.13	4.13	4.13	4.13
G. Regulatory restrictions on sale of real property			4.98	8.27	5.72	8.04	8.04
H. Reliability of police				6.69	5.03	6.21	5.65
I. Business costs of crime				8.12	6.26	6.66	6.57
<i>Gender Disparity Adjustment</i>	1.00	1.00	1.00	1.00	1.00	1.00	1.00
3. Sound Money	7.12	6.89	9.32	9.56	9.67	8.35	8.04
A. Money growth	7.94 (10.3)	7.05 (14.74)	8.70 (6.52)	9.10 (4.49)	9.99 (-0.07)	9.30 (3.51)	7.64 (11.8)
B. Standard deviation of inflation	9.06 (2.35)	9.05 (2.37)	9.21 (1.97)	9.85 (0.37)	9.62 (0.96)	9.43 (1.42)	9.68 (0.81)
C. Inflation: most recent year	6.46 (17.69)	6.47 (17.67)	9.37 (3.17)	9.29 (3.56)	9.06 (4.71)	9.65 (-1.74)	9.84 (-0.83)
D. Freedom to own foreign currency bank accounts	5.00	5.00	10.00	10.00	10.00	5.00	5.00
4. Freedom to Trade Internationally	6.22	6.60	9.01	7.75	7.57	7.64	7.68
A. Tariffs	8.05	8.41	9.18	8.39	8.34	8.36	8.27
(i) Revenue from trade taxes (% of trade sector)	7.87 (3.2)	9.60 (0.6)	9.78 (0.33)	9.59 (0.62)	9.63 (0.55)	9.10 (1.35)	9.00 (1.5)
(ii) Mean tariff rate	8.24 (8.8)	8.52 (7.4)	9.52 (2.4)	9.46 (2.7)	8.98 (5.1)	8.98 (5.1)	8.96 (5.2)
(iii) Standard deviation of tariff rates		7.12 (7.2)	8.24 (4.4)	6.13 (9.67)	6.41 (8.98)	7.00 (7.5)	6.84 (7.9)
B. Regulatory trade barriers			8.56	7.01	6.87	7.67	7.94
(i) Non-tariff trade barriers			7.95	7.10	6.82	5.91	6.45
(ii) Compliance cost of importing and exporting			9.17	6.93	6.93	9.42	9.42
C. Black-market exchange rates	8.60	9.40	10.00	10.00	10.00	10.00	10.00
D. Controls of the movement of capital and people	2.00	2.00	8.30	5.58	5.05	4.51	4.51
(i) Foreign ownership/investment restrictions			8.91	6.49	4.89	5.03	5.02
(ii) Capital controls	2.00	2.00	7.69	3.85	3.85	0.77	0.77
(iii) Freedom of foreigners to visit				6.40	6.42	7.74	7.74
5. Regulation	3.93	4.66	6.20	6.07	5.59	6.40	6.43
A. Credit Market regulations	4.24	5.63	7.67	8.07	6.00	7.91	7.90
(i) Ownership of banks	2.00	5.00	5.00	8.00	8.00	8.00	8.00
(ii) Private sector credit	4.73	3.90	8.02	6.20	0.00	5.72	5.70
(iii) Interest rate controls / negative real interest rates	6.00	8.00	10.00	10.00	10.00	10.00	10.00
B. Labor Market regulations	3.61	3.69	4.11	4.01	4.52	4.85	4.97
(i) Hiring regulations and minimum wage			4.07	5.60	5.57	5.57	5.57
(ii) Hiring and firing regulations		4.81	2.33	2.93	3.27	3.99	4.11
(iii) Centralized collective bargaining	4.49	4.49	4.17	3.48	3.51	5.05	5.64
(iv) Hours regulations	6.33	5.45	6.35	3.30	4.00	6.00	6.00
(v) Mandated cost of worker dismissal			7.78	7.78	7.76	5.51	5.51
(vi) Conscriptation	0.00	0.00	0.00	1.00	3.00	3.00	3.00
C. Business regulations			6.83	6.13	6.26	6.44	6.43
(i) Administrative requirements			6.98	2.79	2.24	2.33	2.18
(ii) Bureaucracy costs			6.40	4.51	6.52	6.00	6.22
(iii) Starting a business			8.05	8.20	9.39	9.56	9.58
(iv) Extra payments/bribes/favoritism			5.65	6.22	3.77	4.00	3.89
(v) Licensing restrictions				8.04	8.16	8.89	8.89
(vi) Cost of Tax compliance			7.04	7.04	7.49	7.84	7.84

Guatemala

	1980	1990	2000	2005	2010	2015	2016
	Rating (Rank)	Rating (Rank)	Rating (Rank)	Rating (Rank)	Rating (Rank)	Rating (Rank)	Rating (Rank)
Summary Ratings (Rank)	6.27 (23)	5.81 (48)	6.85 (58)	7.22 (51)	7.15 (60)	7.69 (22)	7.64 (23)
	Rating (Data)	Rating (Data)	Rating (Data)	Rating (Data)	Rating (Data)	Rating (Data)	Rating (Data)
1. Size of Government	7.72	8.07	8.53	8.08	7.75	9.49	9.53
A. Government consumption	9.07 (9.16)	9.62 (7.3)	9.66 (7.14)	9.17 (8.81)	8.61 (10.73)	8.57 (10.87)	8.74 (10.3)
B. Transfers and subsidies	9.81 (1.2)	9.65 (1.8)	9.47 (2.46)	9.65 (1.79)	9.88 (0.93)	9.88 (0.95)	9.88 (0.95)
C. Government enterprises and investment	4.00 (37.4)	7.00 (21)	8.00 (16.43)	8.00 (15.07)	7.00 (21.2)	10.00 (10)	10.00 (10)
D. Top marginal tax rate	8.00	6.00	7.00	5.50	5.50	9.50	9.50
(i) Top marginal income tax rate	8.00 (40)	7.00 (34)	7.00 (31)	7.00 (31)	7.00 (31)	10.00 (7)	10.00 (7)
(ii) Top marginal income and payroll tax rate		5.00 (37)	7.00 (34)	4.00 (42)	4.00 (42)	9.00 (21)	9.00 (21)
2. Legal System & Property Rights	2.26	2.17	3.94	4.68	3.85	4.48	4.38
A. Judicial independence				3.80	2.75	3.89	4.25
B. Impartial courts			3.79	3.82	3.13	3.40	3.13
C. Protection of property rights	2.20	1.90	2.18	5.30	4.31	5.54	4.98
D. Military interference in rule of law and politics			3.33	8.33	6.67	6.67	6.67
E. Integrity of the legal system	1.70	1.70	3.33	3.89	2.50	5.00	4.17
F. Legal enforcement of contracts			3.39	3.39	3.39	3.39	3.39
G. Regulatory restrictions on sale of real property			7.61	8.94	9.27	8.33	8.33
H. Reliability of police				2.94	2.14	2.89	3.00
I. Business costs of crime				1.67	1.18	2.30	2.56
<i>Gender Disparity Adjustment</i>	0.78	0.78	1.00	1.00	0.96	0.95	0.95
3. Sound Money	8.95	6.83	7.64	9.17	9.37	9.63	9.56
A. Money growth	9.26 (3.72)	7.15 (14.24)	7.47 (12.64)	8.64 (6.82)	9.14 (4.28)	9.42 (2.89)	9.26 (3.7)
B. Standard deviation of inflation	8.56 (3.61)	3.94 (15.15)	9.28 (1.79)	9.73 (0.68)	9.11 (2.23)	9.57 (1.07)	9.86 (0.35)
C. Inflation: most recent year	8.00 (10)	6.24 (18.78)	8.80 (5.98)	8.32 (8.42)	9.23 (3.86)	9.52 (2.39)	9.11 (4.45)
D. Freedom to own foreign currency bank accounts	10.00	10.00	5.00	10.00	10.00	10.00	10.00
4. Freedom to Trade Internationally	5.47	6.44	7.87	7.65	8.15	8.22	8.19
A. Tariffs	3.40	4.33	7.93	6.74	8.54	8.60	8.60
(i) Revenue from trade taxes (% of trade sector)	6.80 (4.8)	7.60 (3.6)	8.36 (2.46)	8.19 (2.71)	9.17 (1.25)	9.41 (0.89)	9.41 (0.89)
(ii) Mean tariff rate	0.00 (50)	5.40 (23)	8.56 (7.2)	9.46 (2.7)	8.88 (5.6)	8.88 (5.6)	8.88 (5.6)
(iii) Standard deviation of tariff rates		0.00 (26.7)	6.88 (7.8)	2.57 (18.57)	7.58 (6.05)	7.51 (6.22)	7.51 (6.22)
B. Regulatory trade barriers			6.07	6.11	6.65	6.34	6.30
(i) Non-tariff trade barriers			4.13	5.56	5.62	6.05	5.98
(ii) Compliance cost of importing and exporting			8.00	6.66	7.68	6.62	6.62
C. Black-market exchange rates	8.00	10.00	10.00	10.00	10.00	10.00	10.00
D. Controls of the movement of capital and people	5.00	5.00	7.46	7.77	7.42	7.95	7.87
(i) Foreign ownership/investment restrictions			7.23	6.84	5.84	6.65	6.42
(ii) Capital controls	5.00	5.00	7.69	8.46	8.46	8.46	8.46
(iii) Freedom of foreigners to visit				8.00	7.97	8.74	8.74
5. Regulation	6.95	5.52	6.25	6.50	6.63	6.65	6.55
A. Credit Market regulations	8.53	8.07	8.52	9.29	9.12	9.59	9.63
(i) Ownership of banks	8.00	8.00	8.00	10.00	10.00	10.00	10.00
(ii) Private sector credit	9.58	8.22	8.56	8.87	7.35	8.76	8.88
(iii) Interest rate controls / negative real interest rates	8.00	8.00	9.00	9.00	10.00	10.00	10.00
B. Labor Market regulations			4.29	4.66	4.68	4.06	3.99
(i) Hiring regulations and minimum wage			4.62	5.60	5.57	3.33	3.33
(ii) Hiring and firing regulations			5.25	5.91	5.18	5.22	5.09
(iii) Centralized collective bargaining			6.22	6.84	7.06	7.50	7.24
(iv) Hours regulations			6.00	6.00	6.00	4.00	4.00
(v) Mandated cost of worker dismissal			0.64	0.64	1.27	1.27	1.27
(vi) Conscriptation	10.00	0.00	3.00	3.00	3.00	3.00	3.00
C. Business regulations			5.94	5.54	6.10	6.30	6.03
(i) Administrative requirements			6.10	3.86	4.33	4.05	3.38
(ii) Bureaucracy costs			4.53	4.64	6.52	6.00	5.78
(iii) Starting a business			7.99	8.41	8.19	9.07	8.86
(iv) Extra payments/bribes/favoritism			4.94	6.00	4.18	3.25	3.40
(v) Licensing restrictions				4.16	7.25	8.33	7.56
(vi) Cost of Tax compliance			6.14	6.14	6.14	7.13	7.22

Guinea

	1980	1990	2000	2005	2010	2015	2016
	Rating (Rank)	Rating (Rank)	Rating (Rank)	Rating (Rank)	Rating (Rank)	Rating (Rank)	Rating (Rank)
Summary Ratings (Rank)						5.74 (141)	5.93 (137)
	Rating (Data)	Rating (Data)	Rating (Data)	Rating (Data)	Rating (Data)	Rating (Data)	Rating (Data)
1. Size of Government						6.40	6.55
A. Government consumption					7.24 (15.4)	9.19 (8.74)	9.64 (7.23)
B. Transfers and subsidies							
C. Government enterprises and investment						6.00 (25.44)	6.00 (25.44)
D. Top marginal tax rate						4.00	4.00
(i) Top marginal income tax rate						5.00 (40)	5.00 (40)
(ii) Top marginal income and payroll tax rate						3.00 (48)	3.00 (48)
2. Legal System & Property Rights						2.98	3.23
A. Judicial independence						1.72	2.50
B. Impartial courts						2.25	2.76
C. Protection of property rights						2.71	5.88
D. Military interference in rule of law and politics						0.83	0.83
E. Integrity of the legal system						4.17	4.17
F. Legal enforcement of contracts						5.39	5.39
G. Regulatory restrictions on sale of real property						6.37	6.24
H. Reliability of police						3.39	1.97
I. Business costs of crime						4.35	4.08
<i>Gender Disparity Adjustment</i>	0.76	0.76	0.76	0.76	0.76	0.72	0.72
3. Sound Money						7.78	7.94
A. Money growth						9.98 (-0.08)	9.42 (2.92)
B. Standard deviation of inflation						7.77 (5.57)	8.99 (2.53)
C. Inflation: most recent year						8.37 (8.15)	8.37 (8.13)
D. Freedom to own foreign currency bank accounts						5.00	5.00
4. Freedom to Trade Internationally						4.95	5.08
A. Tariffs						7.41	7.41
(i) Revenue from trade taxes (% of trade sector)							
(ii) Mean tariff rate						7.62 (11.9)	7.62 (11.9)
(iii) Standard deviation of tariff rates						7.19 (7.02)	7.19 (7.19)
B. Regulatory trade barriers						3.39	3.13
(i) Non-tariff trade barriers						5.05	4.54
(ii) Compliance cost of importing and exporting						1.73	1.73
C. Black-market exchange rates						6.58	6.58
D. Controls of the movement of capital and people						2.43	3.18
(i) Foreign ownership/investment restrictions						4.14	6.39
(ii) Capital controls						0.83	0.83
(iii) Freedom of foreigners to visit						2.32	2.32
5. Regulation						6.61	6.88
A. Credit Market regulations						10.00	10.00
(i) Ownership of banks							
(ii) Private sector credit						10.00	10.00
(iii) Interest rate controls / negative real interest rates							10.00
B. Labor Market regulations						4.79	5.15
(i) Hiring regulations and minimum wage						3.33	4.43
(ii) Hiring and firing regulations						4.04	4.82
(iii) Centralized collective bargaining						7.24	7.51
(iv) Hours regulations						6.00	6.00
(v) Mandated cost of worker dismissal						8.13	8.13
(vi) Conscriptation						0.00	0.00
C. Business regulations						5.03	5.48
(i) Administrative requirements						4.17	4.18
(ii) Bureaucracy costs					2.42	2.22	2.67
(iii) Starting a business						8.88	9.01
(iv) Extra payments/bribes/favoritism						1.77	3.21
(v) Licensing restrictions						8.09	8.29
(vi) Cost of Tax compliance						5.07	5.52

Guinea-Bissau

	1980	1990	2000	2005	2010	2015	2016
	Rating (Rank)	Rating (Rank)	Rating (Rank)	Rating (Rank)	Rating (Rank)	Rating (Rank)	Rating (Rank)
Summary Ratings (Rank)		2.90 (110)	4.30 (120)	4.80 (134)	5.05 (148)	5.58 (146)	5.25 (154)
	Rating (Data)	Rating (Data)	Rating (Data)	Rating (Data)	Rating (Data)	Rating (Data)	Rating (Data)
1. Size of Government		4.32	4.56	2.87	3.83	5.23	4.71
A. Government consumption		8.65 (10.59)	9.11 (9.02)	5.74 (20.48)	7.65 (13.99)	7.18 (15.58)	7.63 (14.05)
B. Transfers and subsidies							
C. Government enterprises and investment		0.00 (91.4)	0.00 (88.3)	0.00 (54.56)	0.00 (66.91)	0.00 (67.39)	0.00 (64.67)
D. Top marginal tax rate					8.50	6.50	
(i) Top marginal income tax rate					10.00 (12)	9.00 (25)	
(ii) Top marginal income and payroll tax rate					7.00 (35)	4.00 (45)	
2. Legal System & Property Rights		2.63	2.36	2.85	2.55	3.86	3.82
A. Judicial independence							
B. Impartial courts			2.90	3.20	3.20	3.30	3.20
C. Protection of property rights		3.20					
D. Military interference in rule of law and politics			3.33	2.50	0.83	3.33	3.33
E. Integrity of the legal system		1.70	1.67	5.00	4.17	4.17	4.17
F. Legal enforcement of contracts				3.48	3.48	3.48	3.30
G. Regulatory restrictions on sale of real property				1.67	2.55	7.23	7.28
H. Reliability of police							
I. Business costs of crime							
<i>Gender Disparity Adjustment</i>	0.79	0.79	0.79	0.79	0.79	0.79	0.79
3. Sound Money	5.43	0.88	3.26	6.59	6.26	6.40	6.02
A. Money growth		0.00 (105.63)	1.65 (41.76)	9.11 (-4.45)	7.40 (13)	8.07 (9.66)	6.73 (16.33)
B. Standard deviation of inflation	8.61 (3.48)	0.00 (28.57)	3.10 (17.24)	7.93 (5.17)	8.16 (4.6)	7.81 (5.48)	7.70 (5.75)
C. Inflation: most recent year	7.67 (11.63)	3.54 (32.31)	8.27 (8.64)	9.33 (3.33)	9.50 (2.52)	9.72 (1.4)	9.66 (1.69)
D. Freedom to own foreign currency bank accounts	0.00	0.00	0.00	0.00	0.00	0.00	0.00
4. Freedom to Trade Internationally			5.87	6.35	6.18	6.06	5.74
A. Tariffs			7.60	8.44	7.45	7.45	7.45
(i) Revenue from trade taxes (% of trade sector)							
(ii) Mean tariff rate			7.60 (12)	7.22 (13.9)	7.62 (11.9)	7.62 (11.9)	7.62 (11.9)
(iii) Standard deviation of tariff rates				9.66 (0.84)	7.29 (6.78)	7.29 (6.78)	7.29 (7.29)
B. Regulatory trade barriers				6.57	6.86	5.62	4.33
(i) Non-tariff trade barriers							
(ii) Compliance cost of importing and exporting				6.57	6.86	5.62	4.33
C. Black-market exchange rates		8.20	10.00	10.00	10.00	10.00	10.00
D. Controls of the movement of capital and people	0.00	5.00	0.00	0.38	0.38	1.16	1.16
(i) Foreign ownership/investment restrictions							
(ii) Capital controls	0.00	5.00	0.00	0.77	0.77	0.77	0.77
(iii) Freedom of foreigners to visit				0.00	0.00	1.55	1.55
5. Regulation		3.77	5.46	5.32	6.44	6.33	5.96
A. Credit Market regulations		3.87	7.33	9.08	9.16	8.50	7.54
(i) Ownership of banks			2.00	10.00	10.00	10.00	10.00
(ii) Private sector credit		7.75	10.00	7.23	7.49	5.51	3.63
(iii) Interest rate controls / negative real interest rates		0.00	10.00	10.00	10.00	10.00	9.00
B. Labor Market regulations				3.13	3.46	3.46	3.46
(i) Hiring regulations and minimum wage				3.30	3.33	3.33	3.33
(ii) Hiring and firing regulations							
(iii) Centralized collective bargaining							
(iv) Hours regulations				7.30	8.00	8.00	8.00
(v) Mandated cost of worker dismissal				1.93	2.52	2.52	2.52
(vi) Conscriptation		0.00	0.00	0.00	0.00	0.00	0.00
C. Business regulations				3.76	6.71	7.04	6.88
(i) Administrative requirements							
(ii) Bureaucracy costs					5.00	3.11	3.11
(iii) Starting a business				0.00	7.88	8.37	8.32
(iv) Extra payments/bribes/favoritism							
(v) Licensing restrictions				3.62	6.28	9.00	8.54
(vi) Cost of Tax compliance			7.67	7.67	7.67	7.67	7.56

Guyana

	1980	1990	2000	2005	2010	2015	2016
	Rating (Rank)	Rating (Rank)	Rating (Rank)	Rating (Rank)	Rating (Rank)	Rating (Rank)	Rating (Rank)
Summary Ratings (Rank)			6.45 (75)	5.85 (115)	6.21 (117)	6.52 (105)	6.31 (119)
	Rating (Data)	Rating (Data)	Rating (Data)	Rating (Data)	Rating (Data)	Rating (Data)	Rating (Data)
1. Size of Government		4.04	3.85	3.79	4.25	6.87	5.92
A. Government consumption	2.82 (30.41)	7.11 (15.83)	5.54 (21.15)	3.87 (26.83)	7.25 (15.35)	6.62 (17.5)	5.27 (22.07)
B. Transfers and subsidies							
C. Government enterprises and investment		2.00 (47.9)	0.00 (58.07)	2.00 (41.15)	0.00 (53.56)	8.00 (16.24)	6.00 (26.65)
D. Top marginal tax rate		3.00	6.00	5.50	5.50	6.00	6.50
(i) Top marginal income tax rate		3.00 (50)	7.00 (33)	7.00 (33)	7.00 (33)	8.00 (30)	8.00 (30)
(ii) Top marginal income and payroll tax rate		3.00 (50)	5.00 (39.2)	4.00 (41)	4.00 (41)	4.00 (41)	5.00 (40)
2. Legal System & Property Rights	2.15	3.28	6.49	3.76	4.27	4.35	4.39
A. Judicial independence				3.01	3.77	3.86	3.86
B. Impartial courts			5.79	2.40	3.75	4.12	4.12
C. Protection of property rights	3.00	1.20		3.95	4.42	4.53	4.53
D. Military interference in rule of law and politics			10.00	6.67	6.67	6.67	6.67
E. Integrity of the legal system	0.00	1.40	6.67	4.17	2.50	2.50	2.50
F. Legal enforcement of contracts			4.55	4.55	4.55	4.55	4.45
G. Regulatory restrictions on sale of real property				7.85	7.07	7.07	7.64
H. Reliability of police				1.47	3.69	2.99	2.99
I. Business costs of crime				1.11	3.54	4.38	4.38
<i>Gender Disparity Adjustment</i>	0.92	0.92	0.92	0.92	0.92	0.92	0.92
3. Sound Money	5.82	2.19	7.87	7.72	7.96	8.26	8.33
A. Money growth	8.55 (7.26)	1.87 (40.67)	9.25 (3.74)	8.47 (7.64)	8.44 (7.79)	9.86 (0.7)	9.79 (1.03)
B. Standard deviation of inflation	7.07 (7.32)	0.00 (53.12)	8.47 (3.83)	8.80 (3.01)	8.81 (2.97)	8.37 (4.08)	8.67 (3.32)
C. Inflation: most recent year	7.64 (11.78)	6.90 (15.51)	8.77 (6.15)	8.61 (6.93)	9.58 (2.09)	9.81 (-0.96)	9.85 (0.74)
D. Freedom to own foreign currency bank accounts	0.00	0.00	5.00	5.00	5.00	5.00	5.00
4. Freedom to Trade Internationally	2.93		7.51	6.96	7.01	6.41	6.41
A. Tariffs	8.80		6.60	6.49	6.47	6.47	6.47
(i) Revenue from trade taxes (% of trade sector)	8.80 (1.8)						
(ii) Mean tariff rate			6.60 (17)	7.78 (11.1)	7.82 (10.9)	7.82 (10.9)	7.82 (10.9)
(iii) Standard deviation of tariff rates				5.20 (11.99)	5.12 (12.21)	5.12 (12.21)	5.12 (12.21)
B. Regulatory trade barriers				6.38	6.35	3.84	3.84
(i) Non-tariff trade barriers				5.99	5.49	6.23	6.23
(ii) Compliance cost of importing and exporting				6.78	7.20	1.45	1.45
C. Black-market exchange rates	0.00	8.20	9.00	9.49	10.00	10.00	10.00
D. Controls of the movement of capital and people	0.00	5.00	6.92	5.49	5.23	5.34	5.34
(i) Foreign ownership/investment restrictions				5.85	5.36	5.66	5.66
(ii) Capital controls	0.00	5.00	6.92	6.92	6.67	5.83	5.83
(iii) Freedom of foreigners to visit				3.70	3.65	4.54	4.54
5. Regulation			6.55	7.02	7.58	6.73	6.48
A. Credit Market regulations	3.02	4.61	8.21	8.21	8.43	6.33	6.33
(i) Ownership of banks				10.00	10.00	10.00	10.00
(ii) Private sector credit	3.02	4.61	7.42	5.62	6.29	0.00	0.00
(iii) Interest rate controls / negative real interest rates			9.00	9.00	9.00	9.00	9.00
B. Labor Market regulations				7.12	8.13	7.88	7.17
(i) Hiring regulations and minimum wage				6.70	10.00	8.90	8.90
(ii) Hiring and firing regulations				6.00	6.31	5.86	5.86
(iii) Centralized collective bargaining				6.50	6.79	6.86	6.86
(iv) Hours regulations				8.70	10.00	10.00	4.00
(v) Mandated cost of worker dismissal				4.81	5.68	5.68	7.41
(vi) Conscription		10.00	10.00	10.00	10.00	10.00	10.00
C. Business regulations				5.73	6.18	5.97	5.92
(i) Administrative requirements				2.54	4.29	3.99	3.99
(ii) Bureaucracy costs				5.21	5.45	4.44	4.44
(iii) Starting a business			7.35	7.47	9.01	9.31	9.32
(iv) Extra payments/bribes/favoritism				4.26	3.54	3.12	3.12
(v) Licensing restrictions				8.11	7.71	7.85	7.52
(vi) Cost of Tax compliance			6.77	6.77	7.05	7.13	7.13

Haiti

	1980	1990	2000	2005	2010	2015	2016
	Rating (Rank)	Rating (Rank)	Rating (Rank)	Rating (Rank)	Rating (Rank)	Rating (Rank)	Rating (Rank)
Summary Ratings (Rank)	5.35 (49)	4.96 (73)	7.06 (44)	6.66 (76)	6.21 (117)	6.54 (104)	6.51 (104)
	Rating (Data)	Rating (Data)	Rating (Data)	Rating (Data)	Rating (Data)	Rating (Data)	Rating (Data)
1. Size of Government	8.27	6.85	8.34	8.73	7.47	7.67	8.43
A. Government consumption	8.54 (10.96)	9.54 (7.58)	5.10 (22.65)	10.00 (5.33)	9.95 (6.16)	8.75 (10.24)	8.81 (10.06)
B. Transfers and subsidies			9.92 (0.81)	9.92 (0.81)	9.92 (0.81)	9.92 (0.81)	9.92 (0.81)
C. Government enterprises and investment	8.00 (19)	2.00 (42)	10.00 (11.5)	7.00 (21.12)	2.00 (47.16)	4.00 (30.04)	7.00 (21.09)
D. Top marginal tax rate		9.00		8.00	8.00	8.00	8.00
(i) Top marginal income tax rate		9.00 (30)		8.00 (30)	8.00 (30)	8.00 (30)	8.00 (30)
(ii) Top marginal income and payroll tax rate							
2. Legal System & Property Rights	2.11	1.85	3.43	2.52	2.01	2.48	2.50
A. Judicial independence					1.23	2.75	2.37
B. Impartial courts			2.99	2.70	1.83	2.44	2.38
C. Protection of property rights	3.00	0.50			1.96	2.61	2.79
D. Military interference in rule of law and politics			5.00	0.00	0.00	0.00	0.00
E. Integrity of the legal system	0.00	1.70	3.33	3.75	2.50	2.50	2.50
F. Legal enforcement of contracts			4.05	4.05	3.88	3.88	3.88
G. Regulatory restrictions on sale of real property			2.76	2.80	2.83	2.70	2.73
H. Reliability of police					2.64	3.36	3.44
I. Business costs of crime					2.26	3.27	3.63
<i>Gender Disparity Adjustment</i>	0.89	0.89	0.89	0.89	0.89	0.90	0.90
3. Sound Money	7.70	8.46	8.37	7.99	8.03	7.76	7.22
A. Money growth	8.40 (7.99)	8.94 (5.3)	7.87 (10.67)	7.07 (14.63)	6.46 (17.68)	8.44 (7.78)	7.92 (10.39)
B. Standard deviation of inflation	6.67 (8.33)	7.00 (7.5)	8.38 (4.06)	8.05 (4.88)	6.78 (8.05)	9.41 (1.48)	8.71 (3.23)
C. Inflation: most recent year	5.72 (21.39)	7.92 (10.41)	7.26 (13.71)	6.85 (15.73)	8.86 (5.7)	8.20 (9.02)	7.23 (13.83)
D. Freedom to own foreign currency bank accounts	10.00	10.00	10.00	10.00	10.00	5.00	5.00
4. Freedom to Trade Internationally	3.31	1.84	6.29	6.69	6.85	7.78	7.50
A. Tariffs	3.93	5.53	8.00	8.81	8.40	8.36	7.01
(i) Revenue from trade taxes (% of trade sector)	3.40 (9.9)	5.53 (6.7)					
(ii) Mean tariff rate	4.46 (27.7)		8.00 (10)	9.44 (2.8)	9.06 (4.7)	9.04 (4.8)	8.24 (8.8)
(iii) Standard deviation of tariff rates				8.17 (4.56)	7.74 (5.64)	7.68 (5.81)	5.78 (10.56)
B. Regulatory trade barriers			5.17	3.42	4.81	6.14	6.22
(i) Non-tariff trade barriers					4.15	5.01	5.19
(ii) Compliance cost of importing and exporting			5.17	3.42	5.46	7.26	7.26
C. Black-market exchange rates	6.00	0.00	10.00	10.00	10.00	10.00	10.00
D. Controls of the movement of capital and people	0.00	0.00	2.00	4.55	4.18	6.63	6.78
(i) Foreign ownership/investment restrictions					3.32	3.75	4.20
(ii) Capital controls	0.00	0.00	2.00	9.09	9.23	6.15	6.15
(iii) Freedom of foreigners to visit				0.00	0.00	10.00	10.00
5. Regulation		5.82	8.84	7.36	6.70	7.01	6.89
A. Credit Market regulations	10.00	4.97	9.44	8.30	8.17	8.24	8.24
(i) Ownership of banks							
(ii) Private sector credit	10.00	9.94	9.88	8.61	8.33	7.48	7.48
(iii) Interest rate controls / negative real interest rates		0.00	9.00	8.00	8.00	9.00	9.00
B. Labor Market regulations			8.25	8.56	8.20	8.10	7.94
(i) Hiring regulations and minimum wage			8.90	7.80	6.67	6.67	6.67
(ii) Hiring and firing regulations			6.17		5.09	5.06	4.62
(iii) Centralized collective bargaining			8.00		7.46	6.88	6.35
(iv) Hours regulations			8.00	8.00	10.00	10.00	10.00
(v) Mandated cost of worker dismissal			8.42	8.42	10.00	10.00	10.00
(vi) Conscriptation	10.00	10.00	10.00	10.00	10.00	10.00	10.00
C. Business regulations				5.23	3.72	4.70	4.48
(i) Administrative requirements					2.70	3.48	2.89
(ii) Bureaucracy costs					2.27	0.00	0.00
(iii) Starting a business			3.18	3.91	3.29	4.54	4.75
(iv) Extra payments/bribes/favoritism					2.49	2.67	2.02
(v) Licensing restrictions				3.57	3.62	9.59	9.28
(vi) Cost of Tax compliance			8.21	8.21	7.94	7.94	7.94

Honduras

	1980	1990	2000	2005	2010	2015	2016
	Rating (Rank)	Rating (Rank)	Rating (Rank)	Rating (Rank)	Rating (Rank)	Rating (Rank)	Rating (Rank)
Summary Ratings (Rank)	5.44 (47)	5.70 (50)	6.90 (56)	7.03 (60)	7.21 (54)	7.35 (50)	7.06 (70)
	Rating (Data)	Rating (Data)	Rating (Data)	Rating (Data)	Rating (Data)	Rating (Data)	Rating (Data)
1. Size of Government	6.43	6.38	8.12	8.46	8.21	9.03	8.53
A. Government consumption	7.28 (15.25)	7.00 (16.21)	7.43 (14.75)	7.32 (15.11)	6.34 (18.44)	7.14 (15.73)	7.13 (15.76)
B. Transfers and subsidies		9.54 (2.2)	9.05 (4)	10.00 (0.47)	10.00 (0.3)	10.00 (0.45)	10.00 (0.45)
C. Government enterprises and investment	4.00 (37.9)	4.00 (32.5)	7.00 (21.3)	8.00 (17.9)	8.00 (15.4)	10.00 (12.15)	8.00 (15.46)
D. Top marginal tax rate	8.00	5.00	9.00	8.50	8.50	9.00	9.00
(i) Top marginal income tax rate	8.00 (40)	5.00 (46)	9.00 (25)	9.00 (25)	9.00 (25)	9.00 (27)	9.00 (27)
(ii) Top marginal income and payroll tax rate		5.00 (46)	9.00 (25)	8.00 (28)	8.00 (28)	9.00 (30)	9.00 (27)
2. Legal System & Property Rights	2.60	3.31	3.77	3.49	4.07	3.99	3.44
A. Judicial independence				2.44	4.33	3.90	2.77
B. Impartial courts			3.68	3.02	4.06	4.51	2.92
C. Protection of property rights	2.80	3.20	2.30	4.15	4.55	5.24	4.62
D. Military interference in rule of law and politics			5.00	5.56	5.83	4.17	4.17
E. Integrity of the legal system	1.70	3.30	3.33	2.50	2.50	2.50	2.50
F. Legal enforcement of contracts			2.86	2.86	2.86	2.86	2.86
G. Regulatory restrictions on sale of real property			6.76	7.41	7.69	7.71	7.58
H. Reliability of police				3.44	4.34	3.65	2.58
I. Business costs of crime				1.87	2.44	2.82	2.16
<i>Gender Disparity Adjustment</i>	0.89	0.89	0.89	0.89	0.90	0.92	0.92
3. Sound Money	8.76	8.38	8.22	8.85	9.35	9.36	9.29
A. Money growth	8.89 (5.56)	7.23 (13.85)	7.66 (11.7)	7.74 (11.28)	9.20 (4.02)	9.23 (3.83)	8.48 (7.6)
B. Standard deviation of inflation	8.81 (2.97)	7.34 (6.64)	7.42 (6.44)	9.41 (1.49)	9.15 (2.12)	8.83 (2.93)	9.24 (1.9)
C. Inflation: most recent year	7.35 (13.27)	8.95 (5.25)	7.79 (11.06)	8.24 (8.81)	9.06 (4.7)	9.37 (3.16)	9.46 (2.72)
D. Freedom to own foreign currency bank accounts	10.00	10.00	10.00	10.00	10.00	10.00	10.00
4. Freedom to Trade Internationally	3.22	5.33	7.54	7.54	7.54	7.42	7.22
A. Tariffs	3.67	6.00	7.83	8.52	8.44	8.41	8.41
(i) Revenue from trade taxes (% of trade sector)	5.53 (6.7)		8.07 (2.9)	9.42 (0.87)	9.39 (0.92)	9.51 (0.73)	9.53 (0.71)
(ii) Mean tariff rate	1.80 (41)	6.00 (20)	8.42 (7.9)	8.66 (6.7)	8.90 (5.5)	8.86 (5.7)	8.86 (5.7)
(iii) Standard deviation of tariff rates			7.00 (7.5)	7.49 (6.27)	7.04 (7.39)	6.85 (7.87)	6.85 (6.85)
B. Regulatory trade barriers			5.76	5.76	6.34	5.36	4.83
(i) Non-tariff trade barriers			3.35	4.47	5.39	6.17	5.12
(ii) Compliance cost of importing and exporting			8.17	7.05	7.28	4.54	4.54
C. Black-market exchange rates	6.00	10.00	10.00	10.00	10.00	10.00	10.00
D. Controls of the movement of capital and people	0.00	0.00	6.57	5.89	5.37	5.91	5.63
(i) Foreign ownership/investment restrictions			8.53	6.23	6.18	6.80	5.94
(ii) Capital controls	0.00	0.00	4.61	3.85	2.31	2.31	2.31
(iii) Freedom of foreigners to visit				7.60	7.63	8.63	8.63
5. Regulation	6.20	5.08	6.86	6.81	6.86	6.95	6.82
A. Credit Market regulations	6.10	7.77	9.43	9.89	9.10	9.42	9.43
(i) Ownership of banks				10.00	10.00	10.00	10.00
(ii) Private sector credit	8.20	7.54	9.86	9.68	8.30	9.25	9.28
(iii) Interest rate controls / negative real interest rates	4.00	8.00	9.00	10.00	9.00	9.00	9.00
B. Labor Market regulations			5.67	5.42	5.07	5.18	5.13
(i) Hiring regulations and minimum wage			2.72	0.00	0.00	0.00	0.00
(ii) Hiring and firing regulations			4.50	5.10	4.14	4.34	4.43
(iii) Centralized collective bargaining			5.67	6.27	5.77	6.24	5.83
(iv) Hours regulations			8.00	8.00	8.00	8.00	8.00
(v) Mandated cost of worker dismissal			3.14	3.14	2.52	2.52	2.52
(vi) Conscriptation	10.00	0.00	10.00	10.00	10.00	10.00	10.00
C. Business regulations			5.49	5.11	6.42	6.25	5.92
(i) Administrative requirements			5.80	3.00	4.10	3.72	2.54
(ii) Bureaucracy costs			4.88	3.25	5.00	3.78	3.78
(iii) Starting a business			7.13	7.86	9.01	9.15	9.15
(iv) Extra payments/bribes/favoritism			4.42	4.57	4.10	3.89	3.18
(v) Licensing restrictions				6.72	8.83	9.46	9.37
(vi) Cost of Tax compliance			5.25	5.25	7.49	7.49	7.49

Hong Kong

	1980	1990	2000	2005	2010	2015	2016
	Rating (Rank)	Rating (Rank)	Rating (Rank)	Rating (Rank)	Rating (Rank)	Rating (Rank)	Rating (Rank)
Summary Ratings (Rank)	8.72 (1)	8.73 (1)	8.92 (1)	9.05 (1)	9.02 (1)	8.97 (1)	8.97 (1)
	Rating (Data)	Rating (Data)	Rating (Data)	Rating (Data)	Rating (Data)	Rating (Data)	Rating (Data)
1. Size of Government	9.75	9.31	9.35	9.08	8.88	8.62	8.59
A. Government consumption	9.02 (9.34)	8.36 (11.58)	7.58 (14.22)	7.92 (13.07)	8.06 (12.61)	8.03 (12.71)	7.92 (13.08)
B. Transfers and subsidies	9.97 (0.6)	9.89 (0.9)	9.84 (1.1)	8.41 (6.34)	9.48 (2.42)	9.44 (2.57)	9.44 (2.57)
C. Government enterprises and investment	10.00 (14.8)	10.00 (12.7)	10.00 (14)	10.00 (1.38)	8.00 (16.81)	7.00 (21.79)	7.00 (23.07)
D. Top marginal tax rate	10.00	9.00	10.00	10.00	10.00	10.00	10.00
(i) Top marginal income tax rate	10.00 (15)	9.00 (25)	10.00 (17)	10.00 (20)	10.00 (17)	10.00 (17)	10.00 (17)
(ii) Top marginal income and payroll tax rate		9.00 (25)	10.00 (17)	10.00 (20)	10.00 (17)	10.00 (17)	10.00 (17)
2. Legal System & Property Rights	8.13	5.94	7.31	8.20	8.18	8.08	7.92
A. Judicial independence			7.68	8.17	8.47	8.86	8.52
B. Impartial courts			8.85	8.31	7.70	7.96	7.50
C. Protection of property rights	9.40	6.60	6.30	8.73	8.54	8.68	8.63
D. Military interference in rule of law and politics			5.00	8.33	8.33	8.33	8.33
E. Integrity of the legal system	10.00	6.70	8.33	7.71	8.33	8.33	8.33
F. Legal enforcement of contracts			7.69	7.69	7.07	6.46	6.13
G. Regulatory restrictions on sale of real property			7.34	7.34	7.97	6.95	6.95
H. Reliability of police				8.59	8.71	8.69	8.87
I. Business costs of crime				8.94	8.51	8.47	7.98
<i>Gender Disparity Adjustment</i>	1.00	1.00	1.00	1.00	1.00	1.00	1.00
3. Sound Money	8.51	9.02	9.11	9.48	9.31	9.51	9.57
A. Money growth	9.04 (4.8)	8.36 (8.2)	9.46 (-2.71)	8.98 (5.08)	8.21 (8.97)	8.97 (5.13)	9.15 (4.27)
B. Standard deviation of inflation	7.99 (5.03)	8.86 (2.85)	7.73 (5.68)	9.10 (2.25)	9.50 (1.24)	9.66 (0.85)	9.61 (0.98)
C. Inflation: most recent year	7.01 (14.96)	8.86 (5.71)	9.25 (-3.76)	9.82 (0.91)	9.53 (2.34)	9.40 (3)	9.52 (2.39)
D. Freedom to own foreign currency bank accounts	10.00	10.00	10.00	10.00	10.00	10.00	10.00
4. Freedom to Trade Internationally	9.94	9.97	9.72	9.52	9.37	9.23	9.32
A. Tariffs	9.83	9.91	9.93	10.00	10.00	10.00	10.00
(i) Revenue from trade taxes (% of trade sector)	9.67 (0.5)	9.73 (0.4)	9.80 (0.3)	10.00 (0)	9.99 (0.02)	9.99 (0.01)	9.99 (0.01)
(ii) Mean tariff rate	10.00 (0)	10.00 (0)	10.00 (0)	10.00 (0)	10.00 (0)	10.00 (0)	10.00 (0)
(iii) Standard deviation of tariff rates		10.00 (0)	10.00 (0)	10.00 (0)	10.00 (0)	10.00 (0)	10.00 (0)
B. Regulatory trade barriers			9.38	8.94	8.84	8.39	8.84
(i) Non-tariff trade barriers			8.94	8.60	8.25	7.51	8.03
(ii) Compliance cost of importing and exporting			9.83	9.29	9.43	9.27	9.64
C. Black-market exchange rates	10.00	10.00	10.00	10.00	10.00	10.00	10.00
D. Controls of the movement of capital and people	10.00	10.00	9.57	9.14	8.63	8.52	8.46
(i) Foreign ownership/investment restrictions			9.92	8.96	8.19	8.64	8.46
(ii) Capital controls	10.00	10.00	9.23	8.46	7.69	6.92	6.92
(iii) Freedom of foreigners to visit				10.00	10.00	10.00	10.00
5. Regulation	7.25	9.43	9.08	8.98	9.38	9.41	9.44
A. Credit Market regulations	10.00	9.94	9.70	10.00	10.00	10.00	10.00
(i) Ownership of banks	10.00	10.00	10.00	10.00	10.00	10.00	10.00
(ii) Private sector credit		9.82	9.10	10.00	10.00	10.00	10.00
(iii) Interest rate controls / negative real interest rates	10.00	10.00	10.00	10.00	10.00	10.00	10.00
B. Labor Market regulations		8.92	8.88	9.15	9.29	9.33	9.37
(i) Hiring regulations and minimum wage			10.00	10.00	10.00	10.00	10.00
(ii) Hiring and firing regulations		8.83	7.55	6.90	7.78	7.89	7.99
(iii) Centralized collective bargaining	7.93	7.93	8.99	8.90	8.46	8.60	8.75
(iv) Hours regulations			7.68	10.00	10.00	10.00	10.00
(v) Mandated cost of worker dismissal			9.07	9.07	9.50	9.50	9.50
(vi) Conscriptation	10.00	10.00	10.00	10.00	10.00	10.00	10.00
C. Business regulations			8.66	7.80	8.85	8.89	8.95
(i) Administrative requirements			8.54	6.38	6.70	7.05	7.13
(ii) Bureaucracy costs			7.25	4.57	9.55	10.00	10.00
(iii) Starting a business			9.61	9.61	9.88	9.95	9.94
(iv) Extra payments/bribes/favoritism			8.81	8.80	8.09	7.46	7.67
(v) Licensing restrictions				8.35	9.79	9.74	9.74
(vi) Cost of Tax compliance			9.10	9.10	9.10	9.17	9.19

Hungary

	1980	1990	2000	2005	2010	2015	2016
	Rating (Rank)	Rating (Rank)	Rating (Rank)	Rating (Rank)	Rating (Rank)	Rating (Rank)	Rating (Rank)
Summary Ratings (Rank)	4.07 (84)	4.89 (78)	7.01 (47)	7.20 (52)	7.31 (45)	7.19 (65)	7.22 (59)
	Rating (Data)	Rating (Data)	Rating (Data)	Rating (Data)	Rating (Data)	Rating (Data)	Rating (Data)
1. Size of Government	3.77	2.94	6.35	4.64	4.94	4.77	4.89
A. Government consumption	7.53 (14.4)	7.43 (14.75)	7.86 (13.27)	3.19 (29.15)	3.21 (29.07)	3.27 (28.88)	3.27 (28.88)
B. Transfers and subsidies		2.32 (28.7)	5.04 (18.71)	4.86 (19.36)	4.55 (20.52)	5.29 (17.78)	5.29 (17.78)
C. Government enterprises and investment	0.00 (92.6)	0.00 (68.5)	10.00 (14.01)	8.00 (17.53)	8.00 (18.17)	4.00 (30.51)	4.00 (30.51)
D. Top marginal tax rate		2.00	2.50	2.50	4.00	6.50	7.00
(i) Top marginal income tax rate		3.00 (50)	5.00 (40)	5.00 (38)	7.00 (32)	10.00 (16)	10.00 (15)
(ii) Top marginal income and payroll tax rate		1.00 (60)	0.00 (62)	0.00 (64)	1.00 (56)	3.00 (46)	4.00 (45)
2. Legal System & Property Rights		7.25	6.73	6.66	6.22	6.04	5.92
A. Judicial independence			6.51	5.38	4.87	3.57	3.59
B. Impartial courts			6.35	5.36	3.42	3.06	2.72
C. Protection of property rights		8.60	5.53	7.44	5.54	3.12	3.84
D. Military interference in rule of law and politics			10.00	10.00	10.00	10.00	10.00
E. Integrity of the legal system		8.30	6.67	6.67	6.67	6.67	6.67
F. Legal enforcement of contracts			7.15	7.15	6.58	6.58	4.99
G. Regulatory restrictions on sale of real property			4.91	4.91	8.04	8.03	8.03
H. Reliability of police				5.94	5.41	5.54	5.80
I. Business costs of crime				7.07	6.52	7.79	7.63
<i>Gender Disparity Adjustment</i>	1.00	1.00	1.00	1.00	0.96	1.00	1.00
3. Sound Money	6.48	5.75	7.16	9.44	9.60	9.49	9.71
A. Money growth	8.26 (8.7)	7.33 (13.34)	7.62 (11.91)	9.49 (2.55)	9.76 (1.19)	8.26 (8.69)	9.34 (3.29)
B. Standard deviation of inflation	8.87 (2.82)	6.87 (7.83)	7.97 (5.08)	8.98 (2.54)	9.60 (1.01)	9.72 (0.7)	9.58 (1.05)
C. Inflation: most recent year	8.79 (6.03)	8.82 (5.91)	8.04 (9.8)	9.29 (3.55)	9.02 (4.88)	9.99 (-0.07)	9.92 (0.4)
D. Freedom to own foreign currency bank accounts	0.00	0.00	5.00	10.00	10.00	10.00	10.00
4. Freedom to Trade Internationally	2.22	3.90	7.59	7.97	7.95	7.91	7.95
A. Tariffs	6.67	6.09	7.31	8.39	8.34	8.36	8.27
(i) Revenue from trade taxes (% of trade sector)	6.67 (5)	6.57 (5.14)	9.45 (0.83)	9.59 (0.62)	9.63 (0.55)	9.10 (1.35)	9.00 (1.5)
(ii) Mean tariff rate			8.36 (8.2)	9.46 (2.7)	8.98 (5.1)	8.98 (5.1)	8.96 (5.2)
(iii) Standard deviation of tariff rates		5.60 (11)	4.12 (14.7)	6.13 (9.67)	6.41 (8.98)	7.00 (7.5)	6.84 (7.9)
B. Regulatory trade barriers			8.52	7.45	7.66	7.32	7.60
(i) Non-tariff trade barriers			8.20	7.30	7.62	4.68	5.23
(ii) Compliance cost of importing and exporting			8.83	7.59	7.70	9.96	9.96
C. Black-market exchange rates	0.00	5.60	10.00	10.00	10.00	10.00	10.00
D. Controls of the movement of capital and people	0.00	0.00	4.53	6.04	5.81	5.96	5.95
(i) Foreign ownership/investment restrictions			8.29	7.86	7.16	6.28	6.27
(ii) Capital controls	0.00	0.00	0.77	3.85	3.85	3.85	3.85
(iii) Freedom of foreigners to visit				6.40	6.42	7.74	7.74
5. Regulation	3.82	4.61	7.22	7.31	7.82	7.72	7.63
A. Credit Market regulations	3.56	4.40	8.88	8.63	9.45	9.73	9.69
(i) Ownership of banks	0.00	2.00	8.00	10.00	10.00	10.00	10.00
(ii) Private sector credit	4.68	5.21	8.65	5.88	8.36	9.18	9.08
(iii) Interest rate controls / negative real interest rates	6.00	6.00	10.00	10.00	10.00	10.00	10.00
B. Labor Market regulations			5.79	6.84	7.28	7.18	6.87
(i) Hiring regulations and minimum wage			4.65	8.90	7.23	7.23	7.23
(ii) Hiring and firing regulations		7.07	5.50	4.62	5.29	5.60	5.76
(iii) Centralized collective bargaining			6.97	7.49	7.38	6.50	6.48
(iv) Hours regulations			5.85	3.30	6.00	6.00	4.00
(v) Mandated cost of worker dismissal			6.76	6.76	7.76	7.76	7.76
(vi) Conscriptation	0.00	1.00	5.00	10.00	10.00	10.00	10.00
C. Business regulations			6.99	6.46	6.73	6.26	6.33
(i) Administrative requirements			7.42	3.03	2.23	2.74	3.21
(ii) Bureaucracy costs			6.18	6.58	7.42	7.33	7.33
(iii) Starting a business			7.81	8.32	9.76	9.55	9.58
(iv) Extra payments/bribes/favoritism			7.35	7.27	4.84	3.43	3.42
(v) Licensing restrictions				7.36	9.25	7.62	7.57
(vi) Cost of Tax compliance			6.19	6.19	6.90	6.90	6.90

Iceland

	1980	1990	2000	2005	2010	2015	2016
	Rating (Rank)	Rating (Rank)	Rating (Rank)	Rating (Rank)	Rating (Rank)	Rating (Rank)	Rating (Rank)
Summary Ratings (Rank)	5.15 (54)	6.92 (25)	7.99 (12)	8.13 (8)	6.48 (102)	7.25 (59)	7.22 (59)
	Rating (Data)	Rating (Data)	Rating (Data)	Rating (Data)	Rating (Data)	Rating (Data)	Rating (Data)
1. Size of Government	5.12	6.03	6.07	6.90	4.83	5.44	5.45
A. Government consumption	5.23 (22.21)	4.74 (23.87)	3.44 (28.31)	3.22 (29.04)	1.88 (33.6)	2.31 (32.16)	2.35 (32.02)
B. Transfers and subsidies	7.25 (10.6)	7.38 (10.1)	8.34 (6.6)	7.86 (8.35)	7.42 (9.95)	7.96 (7.99)	7.96 (7.99)
C. Government enterprises and investment	8.00 (15.3)	7.00 (22.2)	7.00 (24.8)	10.00 (10.92)	7.00 (20)	8.00 (15.24)	8.00 (15.24)
D. Top marginal tax rate	0.00	5.00	5.50	6.50	3.00	3.50	3.50
(i) Top marginal income tax rate	0.00 (63)	5.00 (40)	6.00 (45)	7.00 (39)	4.00 (46)	4.00 (46)	4.00 (46)
(ii) Top marginal income and payroll tax rate			5.00 (48)	6.00 (42)	2.00 (56)	3.00 (52)	3.00 (52)
2. Legal System & Property Rights	6.83	8.35	8.71	9.05	8.33	8.45	8.40
A. Judicial independence			8.52	8.39	8.05	7.85	7.95
B. Impartial courts			9.02	8.94	6.30	7.04	6.78
C. Protection of property rights	5.80	10.00	7.62	9.44	6.96	8.05	8.17
D. Military interference in rule of law and politics			10.00	10.00	10.00	10.00	10.00
E. Integrity of the legal system	10.00	10.00	10.00	10.00	10.00	10.00	10.00
F. Legal enforcement of contracts			7.13	7.13	6.82	6.78	6.78
G. Regulatory restrictions on sale of real property				9.14	9.14	8.75	8.75
H. Reliability of police				8.83	8.79	9.01	8.94
I. Business costs of crime				9.60	8.94	8.58	8.21
<i>Gender Disparity Adjustment</i>	1.00	1.00	1.00	1.00	1.00	1.00	1.00
3. Sound Money	2.62	7.08	9.18	8.75	5.92	7.17	7.06
A. Money growth	3.57 (32.16)	5.77 (21.13)	8.16 (9.21)	7.06 (14.68)	5.78 (21.09)	9.61 (1.93)	9.22 (3.88)
B. Standard deviation of inflation	6.92 (7.7)	8.81 (2.97)	9.61 (0.97)	8.76 (3.11)	9.00 (2.51)	9.40 (1.51)	9.34 (1.66)
C. Inflation: most recent year	0.00 (52.48)	3.74 (31.3)	8.97 (5.16)	9.17 (4.16)	8.92 (5.4)	9.67 (1.63)	9.66 (1.69)
D. Freedom to own foreign currency bank accounts	0.00	10.00	10.00	10.00	0.00	0.00	0.00
4. Freedom to Trade Internationally	5.69	6.62	8.20	7.12	6.44	7.15	7.16
A. Tariffs	6.87	7.86	8.02	6.05	6.51	7.26	7.32
(i) Revenue from trade taxes (% of trade sector)	5.67 (6.5)	7.34 (3.99)	9.65 (0.53)	9.69 (0.46)	9.75 (0.38)	9.80 (0.3)	9.85 (0.23)
(ii) Mean tariff rate	8.08 (9.6)	9.24 (3.8)	9.62 (1.9)	8.46 (7.7)	8.88 (5.6)	8.96 (5.2)	9.06 (4.7)
(iii) Standard deviation of tariff rates		7.00 (7.5)	4.80 (13)	0.00 (38.65)	0.91 (22.74)	3.03 (17.42)	3.06 (17.34)
B. Regulatory trade barriers			8.54	6.95	6.21	7.11	7.01
(i) Non-tariff trade barriers			8.25	5.86	4.73	5.45	5.24
(ii) Compliance cost of importing and exporting			8.83	8.03	7.70	8.77	8.77
C. Black-market exchange rates	8.20	10.00	10.00	10.00	9.48	10.00	10.00
D. Controls of the movement of capital and people	2.00	2.00	6.25	5.46	3.55	4.22	4.32
(i) Foreign ownership/investment restrictions			8.65	6.15	3.47	4.15	4.44
(ii) Capital controls	2.00	2.00	3.85	3.85	0.77	0.77	0.77
(iii) Freedom of foreigners to visit				6.40	6.42	7.74	7.74
5. Regulation	5.50	6.54	7.79	8.84	6.86	8.03	8.01
A. Credit Market regulations	5.20	6.28	8.00	9.67	4.67	8.33	8.33
(i) Ownership of banks	2.00	2.00	5.00	10.00	5.00	5.00	5.00
(ii) Private sector credit	9.61	8.83	10.00	10.00	0.00	10.00	10.00
(iii) Interest rate controls / negative real interest rates	4.00	8.00	9.00	9.00	9.00	10.00	10.00
B. Labor Market regulations		6.80	6.66	7.97	7.72	7.70	7.67
(i) Hiring regulations and minimum wage			4.76	6.70	5.57	5.57	5.57
(ii) Hiring and firing regulations		5.92	6.03	7.67	7.23	7.60	7.39
(iii) Centralized collective bargaining	4.49	4.49	5.48	6.67	5.51	5.06	5.07
(iv) Hours regulations			7.01	8.00	8.00	8.00	8.00
(v) Mandated cost of worker dismissal				8.79	10.00	10.00	10.00
(vi) Conscriptation	10.00	10.00	10.00	10.00	10.00	10.00	10.00
C. Business regulations			8.72	8.89	8.19	8.06	8.02
(i) Administrative requirements			6.98	7.24	5.24	5.53	5.34
(ii) Bureaucracy costs			8.43	8.57	7.73	7.78	7.78
(iii) Starting a business			9.75	9.76	9.76	9.84	9.59
(iv) Extra payments/bribes/favoritism			9.99	9.69	8.28	7.24	7.45
(v) Licensing restrictions				9.64	9.68	9.55	9.55
(vi) Cost of Tax compliance			8.43	8.43	8.43	8.43	8.43

India

	1980	1990	2000	2005	2010	2015	2016
	Rating (Rank)	Rating (Rank)	Rating (Rank)	Rating (Rank)	Rating (Rank)	Rating (Rank)	Rating (Rank)
Summary Ratings (Rank)	5.02 (58)	4.79 (83)	6.22 (79)	6.71 (75)	6.39 (107)	6.61 (98)	6.63 (96)
	Rating (Data)	Rating (Data)	Rating (Data)	Rating (Data)	Rating (Data)	Rating (Data)	Rating (Data)
1. Size of Government	5.00	4.88	6.83	7.42	7.18	7.82	7.72
A. Government consumption	8.34 (11.65)	7.15 (15.68)	6.74 (17.1)	6.95 (16.38)	6.76 (17)	7.32 (15.12)	6.90 (16.54)
B. Transfers and subsidies	8.66 (5.4)	8.37 (6.5)	8.59 (5.66)	8.74 (5.14)	8.97 (4.28)	8.98 (4.25)	8.98 (4.25)
C. Government enterprises and investment	2.00 (46.7)	2.00 (42.3)	4.00 (31.4)	7.00 (24.22)	6.00 (25.3)	7.00 (24.34)	7.00 (24.34)
D. Top marginal tax rate	1.00	2.00	8.00	7.00	7.00	8.00	8.00
(i) Top marginal income tax rate	1.00 (60)	2.00 (53)	8.00 (30)	7.00 (34)	7.00 (31)	8.00 (35)	8.00 (35)
(ii) Top marginal income and payroll tax rate		2.00 (53)	8.00 (30)	7.00 (34)	7.00 (31)	8.00 (35)	8.00 (35)
2. Legal System & Property Rights	5.14	3.90	5.30	6.51	5.45	5.10	5.16
A. Judicial independence			7.01	8.16	5.57	5.51	5.60
B. Impartial courts			8.02	6.87	4.69	5.86	5.74
C. Protection of property rights	4.60	7.30	3.27	7.88	5.49	4.90	5.60
D. Military interference in rule of law and politics			5.00	6.67	6.67	6.67	6.67
E. Integrity of the legal system	8.30	3.10	6.67	6.67	6.67	7.50	7.50
F. Legal enforcement of contracts			2.59	2.59	2.59	2.59	3.12
G. Regulatory restrictions on sale of real property			4.54	6.28	6.77	6.58	6.24
H. Reliability of police				5.83	5.15	6.23	5.93
I. Business costs of crime				7.60	6.36	5.60	5.64
<i>Gender Disparity Adjustment</i>	0.78	0.78	1.00	1.00	0.96	0.78	0.78
3. Sound Money	6.29	6.63	6.88	6.84	6.42	8.10	8.20
A. Money growth	9.36 (3.22)	8.58 (7.08)	9.03 (4.86)	8.41 (7.97)	8.93 (5.35)	9.78 (1.11)	9.78 (1.11)
B. Standard deviation of inflation	8.10 (4.76)	9.42 (1.45)	9.29 (1.77)	9.79 (0.53)	9.13 (2.17)	8.80 (3.01)	9.01 (2.48)
C. Inflation: most recent year	7.69 (11.54)	8.50 (7.52)	9.20 (4.01)	9.15 (4.25)	7.60 (11.99)	8.83 (5.87)	9.01 (4.94)
D. Freedom to own foreign currency bank accounts	0.00	0.00	0.00	0.00	0.00	5.00	5.00
4. Freedom to Trade Internationally	3.00	2.67	5.74	6.07	6.25	5.56	5.57
A. Tariffs	0.00	0.00	4.34	5.59	6.38	6.26	6.29
(i) Revenue from trade taxes (% of trade sector)	0.00 (15.5)	0.00 (21.1)	4.49 (8.26)	7.15 (4.27)	7.67 (3.5)	7.93 (3.1)	7.93 (3.1)
(ii) Mean tariff rate	0.00 (74.3)	0.00 (79.2)	3.50 (32.5)	6.60 (17)	7.48 (12.6)	7.32 (13.4)	7.32 (13.4)
(iii) Standard deviation of tariff rates		0.00 (45.2)	5.04 (12.4)	3.01 (17.47)	4.00 (14.99)	3.51 (16.21)	3.62 (15.95)
B. Regulatory trade barriers			6.59	6.13	6.45	3.92	3.94
(i) Non-tariff trade barriers			5.35	6.91	5.33	5.98	5.87
(ii) Compliance cost of importing and exporting			7.83	5.34	7.57	1.85	2.02
C. Black-market exchange rates	9.00	8.00	10.00	10.00	10.00	10.00	10.00
D. Controls of the movement of capital and people	0.00	0.00	2.02	2.57	2.15	2.06	2.06
(i) Foreign ownership/investment restrictions			4.05	7.40	6.13	5.86	5.84
(ii) Capital controls	0.00	0.00	0.00	0.00	0.00	0.00	0.00
(iii) Freedom of foreigners to visit				0.30	0.33	0.33	0.33
5. Regulation	5.68	5.89	6.34	6.74	6.64	6.46	6.50
A. Credit Market regulations	5.22	5.52	6.83	7.02	6.67	6.59	6.55
(i) Ownership of banks	0.00	0.00	2.00	2.00	2.00	2.00	2.00
(ii) Private sector credit	7.67	8.56	8.50	9.06	9.00	7.76	7.65
(iii) Interest rate controls / negative real interest rates	8.00	8.00	10.00	10.00	9.00	10.00	10.00
B. Labor Market regulations		6.26	5.85	7.27	8.05	6.46	6.37
(i) Hiring regulations and minimum wage			4.35	10.00	10.00	6.67	7.22
(ii) Hiring and firing regulations		2.56	1.70	3.31	4.98	6.26	5.93
(iii) Centralized collective bargaining	6.21	6.21	7.72	7.47	7.02	5.55	5.75
(iv) Hours regulations			6.50	8.00	10.00	4.00	3.00
(v) Mandated cost of worker dismissal			4.81	4.81	6.30	6.30	6.30
(vi) Conscriptation	10.00	10.00	10.00	10.00	10.00	10.00	10.00
C. Business regulations			6.35	5.94	5.21	6.34	6.58
(i) Administrative requirements			7.37	3.23	3.29	5.15	5.54
(ii) Bureaucracy costs			7.40	5.17	4.55	3.33	3.33
(iii) Starting a business			5.35	7.03	8.09	9.02	8.89
(iv) Extra payments/bribes/favoritism			4.57	6.62	3.92	5.46	5.57
(v) Licensing restrictions				6.58	4.26	7.77	8.53
(vi) Cost of Tax compliance			7.04	7.04	7.15	7.30	7.60

Indonesia

	1980	1990	2000	2005	2010	2015	2016
	Rating (Rank)	Rating (Rank)	Rating (Rank)	Rating (Rank)	Rating (Rank)	Rating (Rank)	Rating (Rank)
Summary Ratings (Rank)	4.79 (63)	6.00 (40)	5.86 (90)	6.35 (90)	6.85 (77)	7.00 (75)	7.16 (65)
	Rating (Data)	Rating (Data)	Rating (Data)	Rating (Data)	Rating (Data)	Rating (Data)	Rating (Data)
1. Size of Government	5.27	7.13	7.57	7.59	7.90	7.77	7.81
A. Government consumption	6.84 (16.75)	7.93 (13.04)	8.98 (9.47)	8.47 (11.19)	7.72 (13.75)	7.47 (14.6)	7.62 (14.08)
B. Transfers and subsidies	9.24 (3.3)	9.59 (2)	8.30 (6.73)	8.90 (4.55)	9.36 (2.84)	9.12 (3.73)	9.12 (3.73)
C. Government enterprises and investment	2.00 (49.5)	4.00 (32.5)	7.00 (20.7)	7.00 (20.7)	7.00	7.00	7.00
D. Top marginal tax rate	3.00	7.00	6.00	6.00	7.50	7.50	7.50
(i) Top marginal income tax rate	3.00 (50)	7.00 (35)	7.00 (35)	7.00 (35)	8.00 (30)	8.00 (30)	8.00 (30)
(ii) Top marginal income and payroll tax rate		7.00 (35)	5.00 (40)	5.00 (40)	7.00 (35)	7.00 (35)	7.00 (35)
2. Legal System & Property Rights	2.84	3.67	2.84	3.57	4.25	4.52	4.88
A. Judicial independence			3.01	3.01	4.33	5.12	5.61
B. Impartial courts			4.01	3.92	4.53	4.89	4.97
C. Protection of property rights	4.60	6.60	3.13	4.59	4.94	5.59	6.03
D. Military interference in rule of law and politics			3.33	4.17	4.17	4.17	4.17
E. Integrity of the legal system	1.70	3.30	3.33	5.00	5.00	4.17	4.17
F. Legal enforcement of contracts			1.17	1.17	1.17	1.91	3.15
G. Regulatory restrictions on sale of real property			5.88	5.81	6.03	5.93	6.75
H. Reliability of police				3.51	4.56	5.53	5.49
I. Business costs of crime				7.40	5.57	4.89	5.28
<i>Gender Disparity Adjustment</i>	0.67	0.56	0.67	0.67	0.90	0.93	0.93
3. Sound Money	6.54	8.76	6.20	7.39	8.99	9.36	9.68
A. Money growth	6.30 (18.49)	8.03 (9.87)	5.56 (22.19)	8.45 (7.76)	8.66 (6.7)	9.40 (3)	9.88 (0.61)
B. Standard deviation of inflation	6.07 (9.82)	7.86 (5.35)	0.00 (27.72)	8.21 (4.48)	8.32 (4.21)	9.32 (1.7)	9.56 (1.1)
C. Inflation: most recent year	3.80 (30.99)	9.14 (4.28)	9.26 (3.72)	7.91 (10.45)	8.97 (5.13)	8.73 (6.36)	9.30 (3.53)
D. Freedom to own foreign currency bank accounts	10.00	10.00	10.00	5.00	10.00	10.00	10.00
4. Freedom to Trade Internationally	5.24	5.29	7.18	6.98	6.77	6.99	7.00
A. Tariffs	6.13	5.88	7.88	7.93	7.89	8.07	7.94
(i) Revenue from trade taxes (% of trade sector)	8.07 (2.9)	8.39 (2.41)	9.65 (0.53)	9.38 (0.93)	9.48 (0.78)	9.43 (0.85)	9.50 (0.75)
(ii) Mean tariff rate	4.20 (29)	5.94 (20.3)	8.32 (8.4)	8.70 (6.5)	8.64 (6.8)	8.62 (6.9)	8.42 (7.9)
(iii) Standard deviation of tariff rates		3.32 (16.7)	5.68 (10.8)	5.72 (10.7)	5.54 (11.15)	6.16 (9.59)	5.89 (10.27)
B. Regulatory trade barriers			5.99	6.30	6.29	4.67	4.86
(i) Non-tariff trade barriers			3.82	6.41	5.53	5.26	5.46
(ii) Compliance cost of importing and exporting			8.17	6.20	7.05	4.07	4.26
C. Black-market exchange rates	9.60	10.00	10.00	10.00	10.00	10.00	10.00
D. Controls of the movement of capital and people	0.00	0.00	4.83	3.70	2.91	5.22	5.19
(i) Foreign ownership/investment restrictions			8.12	8.36	5.98	5.82	5.75
(ii) Capital controls	0.00	0.00	1.54	1.54	1.54	1.54	1.54
(iii) Freedom of foreigners to visit				1.20	1.22	8.30	8.30
5. Regulation	4.05	5.17	5.51	6.19	6.33	6.34	6.43
A. Credit Market regulations	3.18	7.08	7.41	8.32	8.15	8.07	8.07
(i) Ownership of banks	0.00	2.00	5.00	5.00	5.00	5.00	5.00
(ii) Private sector credit	7.53	9.25	7.22	9.95	9.46	9.22	9.22
(iii) Interest rate controls / negative real interest rates	2.00	10.00	10.00	10.00	10.00	10.00	10.00
B. Labor Market regulations			4.14	4.93	4.66	4.56	4.63
(i) Hiring regulations and minimum wage			4.62	2.80	2.23	1.10	1.10
(ii) Hiring and firing regulations		5.56	3.20	4.49	5.28	5.68	5.77
(iii) Centralized collective bargaining			6.18	7.30	5.47	5.58	5.91
(iv) Hours regulations			5.85	10.00	10.00	10.00	10.00
(v) Mandated cost of worker dismissal			0.00	0.00	0.00	0.00	0.00
(vi) Conscriptation	3.00	0.00	5.00	5.00	5.00	5.00	5.00
C. Business regulations			4.99	5.31	6.18	6.40	6.58
(i) Administrative requirements			6.95	6.26	4.28	4.80	5.10
(ii) Bureaucracy costs			5.30	5.85	5.45	4.89	5.11
(iii) Starting a business			5.09	5.85	8.22	9.00	9.15
(iv) Extra payments/bribes/favoritism			3.91	3.13	3.95	4.51	4.83
(v) Licensing restrictions				7.24	8.15	7.64	7.65
(vi) Cost of Tax compliance			3.72	3.54	7.02	7.52	7.67

Iran

	1980	1990	2000	2005	2010	2015	2016
	Rating (Rank)	Rating (Rank)	Rating (Rank)	Rating (Rank)	Rating (Rank)	Rating (Rank)	Rating (Rank)
Summary Ratings (Rank)	3.53 (97)	4.29 (97)	5.57 (104)	6.09 (103)	5.91 (132)	5.40 (149)	6.03 (130)
	Rating (Data)	Rating (Data)	Rating (Data)	Rating (Data)	Rating (Data)	Rating (Data)	Rating (Data)
1. Size of Government	4.56	5.06	4.92	6.32	6.68	7.46	6.88
A. Government consumption	3.44 (28.29)	7.30 (15.17)	4.68 (24.1)	5.51 (21.28)	5.71 (20.58)	5.84 (20.15)	5.51 (21.25)
B. Transfers and subsidies	8.23 (7)	8.94 (4.4)	9.52 (2.26)	8.27 (6.85)	7.99 (7.88)	7.99 (7.88)	7.99 (7.88)
C. Government enterprises and investment	2.00 (44.5)	4.00 (32.5)	4.00 (33.6)	4.00 (33.7)	6.00 (26.7)	6.00 (26.76)	4.00 (31.61)
D. Top marginal tax rate		0.00	1.50	7.50	7.00	10.00	10.00
(i) Top marginal income tax rate		0.00 (75)	2.00 (54)	8.00 (35)	7.00 (35)	10.00 (20)	10.00 (20)
(ii) Top marginal income and payroll tax rate		0.00 (75)	1.00 (57)	7.00 (37)	7.00 (37)	10.00 (20)	10.00 (20)
2. Legal System & Property Rights	1.37	1.71	4.85	4.75	4.39	4.54	4.58
A. Judicial independence					4.69	4.19	4.38
B. Impartial courts			4.86	4.20	3.76	3.74	3.84
C. Protection of property rights	0.00	1.20			5.63	4.76	4.74
D. Military interference in rule of law and politics			8.33	8.33	8.33	7.50	7.50
E. Integrity of the legal system	1.70	1.70	6.67	6.67	6.67	6.67	6.67
F. Legal enforcement of contracts			5.51	5.51	5.63	5.63	5.63
G. Regulatory restrictions on sale of real property			5.84	5.84	5.87	7.90	7.90
H. Reliability of police					5.77	5.50	5.59
I. Business costs of crime					5.70	5.63	5.73
<i>Gender Disparity Adjustment</i>	0.56	0.56	0.56	0.56	0.52	0.59	0.59
3. Sound Money	6.90	8.99	8.00	8.06	8.68		8.43
A. Money growth	4.64 (26.8)	8.19 (9.07)	7.15 (14.27)	7.69 (11.57)	9.80 (-1.02)		8.81 (-5.95)
B. Standard deviation of inflation	7.66 (5.85)	8.73 (3.17)	7.73 (5.67)	7.23 (6.93)	6.94 (7.66)		5.00 (12.51)
C. Inflation: most recent year	5.32 (23.41)	9.05 (4.73)	7.10 (14.48)	7.31 (13.43)	7.97 (10.14)		9.92 (0.4)
D. Freedom to own foreign currency bank accounts	10.00	10.00	10.00	10.00	10.00	10.00	10.00
4. Freedom to Trade Internationally	0.98	2.05	5.73	5.62	5.05	4.53	4.59
A. Tariffs	2.93	6.15	8.34	6.92	4.11	4.07	4.07
(i) Revenue from trade taxes (% of trade sector)	0.00 (17)	6.43 (5.35)	7.67 (3.49)	7.59 (3.62)	7.52 (3.72)	7.52 (3.72)	7.52 (3.72)
(ii) Mean tariff rate	5.86 (20.7)	5.86 (20.7)	9.02 (4.9)	6.26 (18.7)	4.80 (26)	4.68 (26.6)	4.68 (26.6)
(iii) Standard deviation of tariff rates			8.32 (4.2)		0.00 (28.08)	0.00 (28.2)	0.00 (0)
B. Regulatory trade barriers				5.55	5.06	2.65	2.62
(i) Non-tariff trade barriers					4.05	5.30	5.01
(ii) Compliance cost of importing and exporting				5.55	6.07	0.00	0.24
C. Black-market exchange rates	0.00	0.00	8.86	10.00	10.00	10.00	10.00
D. Controls of the movement of capital and people	0.00	0.00	0.00	0.00	1.04	1.42	1.68
(i) Foreign ownership/investment restrictions					3.11	2.97	3.77
(ii) Capital controls	0.00	0.00	0.00	0.00	0.00	0.83	0.83
(iii) Freedom of foreigners to visit				0.00	0.00	0.44	0.44
5. Regulation	3.86	3.65	4.33	5.73	4.74	5.07	5.67
A. Credit Market regulations	2.68	3.13	4.67	6.33	4.31	4.68	6.41
(i) Ownership of banks	0.00	0.00	0.00	0.00	0.00	0.00	0.00
(ii) Private sector credit	8.03	9.38	10.00	10.00	8.92	9.03	9.22
(iii) Interest rate controls / negative real interest rates	0.00	0.00	4.00	9.00	4.00	5.00	10.00
B. Labor Market regulations			3.98	4.53	4.63	4.97	4.84
(i) Hiring regulations and minimum wage			6.70	8.90	7.77	8.90	7.77
(ii) Hiring and firing regulations					4.39	4.41	4.55
(iii) Centralized collective bargaining					4.11	4.98	5.22
(iv) Hours regulations			7.30	7.30	8.00	8.00	8.00
(v) Mandated cost of worker dismissal			1.93	1.93	2.52	2.52	2.52
(vi) Conscriptation	3.00	0.00	0.00	0.00	1.00	1.00	1.00
C. Business regulations				6.32	5.28	5.58	5.76
(i) Administrative requirements					3.04	3.53	3.78
(ii) Bureaucracy costs					3.03	0.89	1.56
(iii) Starting a business			8.99	9.04	9.70	9.49	9.51
(iv) Extra payments/bribes/favoritism					4.71	4.14	4.29
(v) Licensing restrictions				3.76	5.06	9.30	9.30
(vi) Cost of Tax compliance			6.14	6.14	6.14	6.14	6.14

Iraq

	1980	1990	2000	2005	2010	2015	2016
	Rating (Rank)	Rating (Rank)	Rating (Rank)	Rating (Rank)	Rating (Rank)	Rating (Rank)	Rating (Rank)
Summary Ratings (Rank)							5.40 (152)
	Rating (Data)	Rating (Data)	Rating (Data)	Rating (Data)	Rating (Data)	Rating (Data)	Rating (Data)
1. Size of Government							5.25
A. Government consumption							4.01 (26.38)
B. Transfers and subsidies							7.99 (7.89)
C. Government enterprises and investment							0.00 (55.34)
D. Top marginal tax rate							9.00
(i) Top marginal income tax rate							10.00 (15)
(ii) Top marginal income and payroll tax rate							8.00 (28)
2. Legal System & Property Rights							2.77
A. Judicial independence							
B. Impartial courts							3.00
C. Protection of property rights							
D. Military interference in rule of law and politics							0.00
E. Integrity of the legal system							2.50
F. Legal enforcement of contracts							4.84
G. Regulatory restrictions on sale of real property							7.16
H. Reliability of police							
I. Business costs of crime							
<i>Gender Disparity Adjustment</i>							0.59
3. Sound Money							7.26
A. Money growth						6.30 (18.48)	6.30 (18.48)
B. Standard deviation of inflation						4.38 (14.04)	4.44 (13.89)
C. Inflation: most recent year						7.26 (13.71)	8.29 (8.57)
D. Freedom to own foreign currency bank accounts							10.00
4. Freedom to Trade Internationally							5.24
A. Tariffs							9.73
(i) Revenue from trade taxes (% of trade sector)							9.73 (0.4)
(ii) Mean tariff rate							
(iii) Standard deviation of tariff rates							
B. Regulatory trade barriers							0.46
(i) Non-tariff trade barriers							
(ii) Compliance cost of importing and exporting							0.46
C. Black-market exchange rates							9.61
D. Controls of the movement of capital and people							1.15
(i) Foreign ownership/investment restrictions							
(ii) Capital controls							2.31
(iii) Freedom of foreigners to visit							0.00
5. Regulation							6.48
A. Credit Market regulations							7.12
(i) Ownership of banks							
(ii) Private sector credit							4.24
(iii) Interest rate controls / negative real interest rates							10.00
B. Labor Market regulations							6.47
(i) Hiring regulations and minimum wage							3.33
(ii) Hiring and firing regulations							
(iii) Centralized collective bargaining							
(iv) Hours regulations							6.00
(v) Mandated cost of worker dismissal							6.55
(vi) Conscriptation							10.00
C. Business regulations							5.83
(i) Administrative requirements							
(ii) Bureaucracy costs							0.00
(iii) Starting a business							8.64
(iv) Extra payments/bribes/favoritism							
(v) Licensing restrictions							8.20
(vi) Cost of Tax compliance							6.50

Ireland

	1980	1990	2000	2005	2010	2015	2016
	Rating (Rank)	Rating (Rank)	Rating (Rank)	Rating (Rank)	Rating (Rank)	Rating (Rank)	Rating (Rank)
Summary Ratings (Rank)	6.46 (17)	7.06 (18)	8.08 (10)	8.22 (6)	7.67 (16)	8.25 (5)	8.07 (5)
	Rating (Data)	Rating (Data)	Rating (Data)	Rating (Data)	Rating (Data)	Rating (Data)	Rating (Data)
1. Size of Government	4.67	5.56	6.13	6.64	4.92	6.33	6.31
A. Government consumption	5.31 (21.96)	5.80 (20.27)	5.33 (21.88)	5.12 (22.58)	3.41 (28.4)	3.82 (27)	3.74 (27.3)
B. Transfers and subsidies	5.37 (17.5)	5.42 (17.3)	4.20 (21.78)	6.94 (11.73)	5.27 (17.87)	7.01 (11.46)	7.01 (11.46)
C. Government enterprises and investment	7.00 (24.6)	10.00 (11.1)	10.00 (14.59)	10.00 (12.15)	7.00 (21.21)	10.00 (8.6)	10.00 (5.59)
D. Top marginal tax rate	1.00	1.00	5.00	4.50	4.00	4.50	4.50
(i) Top marginal income tax rate	1.00 (60)	1.00 (56)	5.00 (42)	5.00 (42)	5.00 (41)	6.00 (40)	6.00 (40)
(ii) Top marginal income and payroll tax rate		1.00 (57)	5.00 (42)	4.00 (49)	3.00 (55)	3.00 (52)	3.00 (51)
2. Legal System & Property Rights	7.08	7.73	7.96	7.71	7.79	8.00	7.72
A. Judicial independence			8.68	8.57	8.78	8.99	8.81
B. Impartial courts			9.19	7.10	5.81	6.33	5.32
C. Protection of property rights	8.20	10.00	7.00	9.00	8.31	8.65	8.29
D. Military interference in rule of law and politics			10.00	10.00	10.00	10.00	10.00
E. Integrity of the legal system	8.30	8.30	10.00	10.00	10.00	10.00	10.00
F. Legal enforcement of contracts			4.95	4.95	3.93	3.93	3.93
G. Regulatory restrictions on sale of real property			5.90	5.90	7.15	8.58	8.58
H. Reliability of police				7.19	8.39	8.51	7.99
I. Business costs of crime				6.71	7.79	6.99	6.55
<i>Gender Disparity Adjustment</i>	1.00	1.00	1.00	1.00	1.00	1.00	1.00
3. Sound Money	5.93	6.80	9.43	9.65	9.48	9.53	9.26
A. Money growth	8.07 (9.64)	9.25 (3.75)	9.39 (-3.05)	9.73 (1.34)	9.23 (3.87)	8.97 (5.17)	7.83 (10.87)
B. Standard deviation of inflation	8.61 (3.48)	8.97 (2.57)	9.42 (1.44)	9.37 (1.57)	8.89 (2.78)	9.23 (1.92)	9.20 (2.01)
C. Inflation: most recent year	7.06 (14.71)	8.96 (5.18)	8.89 (5.56)	9.51 (2.43)	9.81 (-0.95)	9.94 (-0.29)	10.00 (0)
D. Freedom to own foreign currency bank accounts	0.00	0.00	10.00	10.00	10.00	10.00	10.00
4. Freedom to Trade Internationally	7.65	7.56	9.14	8.91	8.80	8.76	8.60
A. Tariffs	7.95	7.88	9.18	8.39	8.34	8.36	8.27
(i) Revenue from trade taxes (% of trade sector)	7.67 (3.5)	8.00 (3)	9.78 (0.33)	9.59 (0.62)	9.63 (0.55)	9.10 (1.35)	9.00 (1.5)
(ii) Mean tariff rate	8.24 (8.8)	8.52 (7.4)	9.52 (2.4)	9.46 (2.7)	8.98 (5.1)	8.98 (5.1)	8.96 (5.2)
(iii) Standard deviation of tariff rates		7.12 (7.2)	8.24 (4.4)	6.13 (9.67)	6.41 (8.98)	7.00 (7.5)	6.84 (7.9)
B. Regulatory trade barriers			8.76	8.51	8.35	8.23	7.95
(i) Non-tariff trade barriers			8.18	8.19	7.88	7.39	6.81
(ii) Compliance cost of importing and exporting			9.33	8.83	8.83	9.08	9.08
C. Black-market exchange rates	10.00	9.80	10.00	10.00	10.00	10.00	10.00
D. Controls of the movement of capital and people	5.00	5.00	8.61	8.75	8.52	8.46	8.18
(i) Foreign ownership/investment restrictions			8.76	9.10	8.37	8.83	8.01
(ii) Capital controls	5.00	5.00	8.46	8.46	8.46	7.69	7.69
(iii) Freedom of foreigners to visit				8.70	8.74	8.85	8.85
5. Regulation	6.95	7.65	7.76	8.19	7.34	8.62	8.47
A. Credit Market regulations	7.35	8.77	9.00	9.33	6.00	9.14	9.18
(i) Ownership of banks	8.00	8.00	8.00	8.00	8.00	8.00	8.00
(ii) Private sector credit	8.04	8.32	10.00	10.00	0.00	9.43	9.53
(iii) Interest rate controls / negative real interest rates	6.00	10.00	9.00	10.00	10.00	10.00	10.00
B. Labor Market regulations	6.55	6.53	5.92	7.48	7.94	8.13	7.92
(i) Hiring regulations and minimum wage			4.69	8.90	8.90	8.90	8.90
(ii) Hiring and firing regulations		5.52	3.77	3.95	4.56	6.26	5.16
(iii) Centralized collective bargaining	5.18	6.21	2.93	4.24	5.06	7.26	7.11
(iv) Hours regulations	4.49	4.40	5.34	10.00	10.00	10.00	10.00
(v) Mandated cost of worker dismissal			8.79	7.78	9.13	6.37	6.37
(vi) Conscriptation	10.00	10.00	10.00	10.00	10.00	10.00	10.00
C. Business regulations			8.35	7.76	8.07	8.58	8.30
(i) Administrative requirements			7.20	4.80	4.01	6.09	5.12
(ii) Bureaucracy costs			7.93	6.72	9.24	10.00	10.00
(iii) Starting a business			9.32	9.58	9.58	9.84	9.84
(iv) Extra payments/bribes/favoritism			8.17	8.42	7.90	7.99	7.27
(v) Licensing restrictions				7.86	8.56	8.47	8.47
(vi) Cost of Tax compliance			9.15	9.15	9.15	9.08	9.08

Israel

	1980	1990	2000	2005	2010	2015	2016
	Rating (Rank)	Rating (Rank)	Rating (Rank)	Rating (Rank)	Rating (Rank)	Rating (Rank)	Rating (Rank)
Summary Ratings (Rank)	3.50 (98)	4.48 (91)	6.84 (59)	7.30 (46)	7.32 (43)	7.47 (38)	7.49 (38)
	Rating (Data)	Rating (Data)	Rating (Data)	Rating (Data)	Rating (Data)	Rating (Data)	Rating (Data)
1. Size of Government	1.82	3.72	4.65	5.84	6.17	6.23	6.25
A. Government consumption	0.00 (43.15)	2.09 (32.9)	2.18 (32.58)	2.11 (32.82)	3.41 (28.4)	3.19 (29.16)	3.28 (28.86)
B. Transfers and subsidies	4.47 (20.8)	5.59 (16.7)	3.92 (22.8)	7.25 (10.58)	7.26 (10.55)	6.73 (12.49)	6.73 (12.49)
C. Government enterprises and investment			10.00 (9.02)	10.00 (7.45)	10.00 (7.63)	10.00 (10.97)	10.00 (10.92)
D. Top marginal tax rate	1.00	3.50	2.50	4.00	4.00	5.00	5.00
(i) Top marginal income tax rate	1.00 (66)	5.00 (48)	4.00 (50)	4.00 (49)	5.00 (46)	5.00 (50)	5.00 (50)
(ii) Top marginal income and payroll tax rate		2.00 (64)	1.00 (61.6)	4.00 (49)	3.00 (60)	5.00 (50)	5.00 (50)
2. Legal System & Property Rights	3.98	4.30	6.78	6.30	6.04	6.13	6.16
A. Judicial independence			9.19	8.87	8.63	8.52	8.43
B. Impartial courts			9.35	7.14	5.19	5.72	5.64
C. Protection of property rights	6.40	7.30	6.53	7.94	7.15	7.30	7.59
D. Military interference in rule of law and politics			6.67	4.17	4.17	4.17	4.17
E. Integrity of the legal system	1.70	1.70	8.33	8.33	8.33	8.33	8.33
F. Legal enforcement of contracts			3.46	3.46	3.46	3.46	3.46
G. Regulatory restrictions on sale of real property			4.81	4.81	5.63	5.74	5.74
H. Reliability of police				6.06	6.02	6.80	6.80
I. Business costs of crime				7.02	6.83	6.60	6.71
<i>Gender Disparity Adjustment</i>	0.96	0.96	0.96	0.96	0.96	0.95	0.95
3. Sound Money	2.03	3.95	8.09	9.34	8.96	9.49	9.40
A. Money growth	3.13 (34.36)	5.48 (22.59)	9.07 (4.64)	8.44 (7.8)	7.18 (14.12)	8.54 (-7.31)	8.24 (-8.82)
B. Standard deviation of inflation	0.00 (37.42)	5.32 (11.71)	8.50 (3.74)	9.17 (2.08)	9.20 (2)	9.56 (1.11)	9.47 (1.32)
C. Inflation: most recent year	0.00 (134.74)	0.00 (260)	9.77 (1.14)	9.73 (1.33)	9.46 (2.69)	9.87 (-0.63)	9.89 (-0.54)
D. Freedom to own foreign currency bank accounts	5.00	5.00	5.00	10.00	10.00	10.00	10.00
4. Freedom to Trade Internationally	6.13	6.86	8.66	8.46	8.23	8.11	8.21
A. Tariffs	6.60	9.39	9.68	7.86	7.40	8.24	8.52
(i) Revenue from trade taxes (% of trade sector)	6.60 (5.1)	9.39 (0.92)	9.75 (0.37)	9.77 (0.34)	9.69 (0.46)	9.72 (0.42)	9.72 (0.42)
(ii) Mean tariff rate			9.60 (2)	9.46 (2.7)	8.72 (6.4)	9.10 (4.5)	9.22 (3.9)
(iii) Standard deviation of tariff rates				4.36 (14.11)	3.79 (15.54)	5.91 (10.22)	6.61 (8.46)
B. Regulatory trade barriers			7.94	7.84	8.03	6.63	6.67
(i) Non-tariff trade barriers			6.88	7.27	7.36	5.94	6.01
(ii) Compliance cost of importing and exporting			9.00	8.41	8.70	7.33	7.33
C. Black-market exchange rates	9.80	9.20	10.00	10.00	10.00	10.00	10.00
D. Controls of the movement of capital and people	2.00	2.00	7.02	8.15	7.49	7.57	7.66
(i) Foreign ownership/investment restrictions			9.42	7.70	7.14	6.72	6.97
(ii) Capital controls	2.00	2.00	4.61	9.17	7.69	6.15	6.15
(iii) Freedom of foreigners to visit				7.60	7.63	9.85	9.85
5. Regulation	3.52	3.58	6.00	6.58	7.22	7.38	7.41
A. Credit Market regulations	1.75	3.81	6.06	7.67	9.27	9.57	9.58
(i) Ownership of banks	0.00	0.00	0.00	5.00	10.00	10.00	10.00
(ii) Private sector credit	5.25	5.43	8.18	8.01	7.80	8.71	8.74
(iii) Interest rate controls / negative real interest rates	0.00	6.00	10.00	10.00	10.00	10.00	10.00
B. Labor Market regulations		3.35	3.81	4.87	5.28	5.38	5.42
(i) Hiring regulations and minimum wage			4.20	8.90	8.90	8.90	8.90
(ii) Hiring and firing regulations		4.87	5.43	5.74	5.07	5.86	5.89
(iii) Centralized collective bargaining	5.18	5.18	6.17	6.99	7.21	7.02	7.19
(iv) Hours regulations			5.51	6.00	8.00	8.00	8.00
(v) Mandated cost of worker dismissal			1.56	1.56	2.52	2.52	2.52
(vi) Conscriptation	0.00	0.00	0.00	0.00	0.00	0.00	0.00
C. Business regulations			8.13	7.20	7.12	7.20	7.24
(i) Administrative requirements			8.18	4.36	3.81	4.48	4.61
(ii) Bureaucracy costs			7.73	7.30	8.18	8.44	8.22
(iii) Starting a business			8.85	8.86	8.87	9.58	9.58
(iv) Extra payments/bribes/favoritism			8.44	8.40	7.21	5.82	6.12
(v) Licensing restrictions				6.85	7.30	7.51	7.51
(vi) Cost of Tax compliance			7.42	7.42	7.37	7.37	7.37

Italy

	1980	1990	2000	2005	2010	2015	2016
	Rating (Rank)	Rating (Rank)	Rating (Rank)	Rating (Rank)	Rating (Rank)	Rating (Rank)	Rating (Rank)
Summary Ratings (Rank)	5.58 (41)	6.75 (27)	7.59 (24)	7.37 (40)	7.19 (57)	7.31 (55)	7.27 (54)
	Rating (Data)	Rating (Data)	Rating (Data)	Rating (Data)	Rating (Data)	Rating (Data)	Rating (Data)
1. Size of Government	4.10	3.33	5.62	5.92	5.23	5.44	5.45
A. Government consumption	5.96 (19.75)	5.22 (22.26)	4.84 (23.54)	4.20 (25.71)	4.38 (25.1)	4.80 (23.69)	4.84 (23.56)
B. Transfers and subsidies	4.44 (20.9)	3.11 (25.8)	4.64 (20.17)	4.47 (20.79)	3.56 (24.15)	3.46 (24.52)	3.46 (24.52)
C. Government enterprises and investment	6.00 (25.9)	4.00 (30.3)	10.00 (13.95)	10.00 (14.18)	10.00 (14.62)	10.00 (13.18)	10.00 (12.33)
D. Top marginal tax rate	0.00	1.00	3.00	5.00	3.00	3.50	3.50
(i) Top marginal income tax rate	0.00 (72)	1.00 (66)	3.00 (51.05)	6.00 (43-45)	5.00 (43-45)	5.00 (47-49)	5.00 (47-49)
(ii) Top marginal income and payroll tax rate		1.00 (66)	3.00 (52)	4.00 (51)	1.00 (61-62)	2.00 (61-62)	2.00 (61-62)
2. Legal System & Property Rights	5.70	7.73	7.25	6.23	5.95	5.66	5.71
A. Judicial independence			4.84	4.31	4.99	4.72	5.02
B. Impartial courts			5.68	3.66	2.73	2.26	1.99
C. Protection of property rights	4.30	10.00	7.80	6.79	5.42	4.99	5.04
D. Military interference in rule of law and politics			10.00	10.00	10.00	10.00	10.00
E. Integrity of the legal system	8.30	8.30	10.00	6.67	6.67	6.67	6.67
F. Legal enforcement of contracts			3.18	3.18	3.18	3.60	3.60
G. Regulatory restrictions on sale of real property			9.23	9.29	8.01	8.25	8.25
H. Reliability of police				6.47	6.77	5.53	5.77
I. Business costs of crime				5.67	5.76	4.98	5.06
<i>Gender Disparity Adjustment</i>	1.00	1.00	1.00	1.00	1.00	1.00	1.00
3. Sound Money	5.55	9.28	9.47	9.52	9.66	9.74	9.44
A. Money growth	7.33 (13.36)	9.20 (4)	8.94 (5.29)	8.65 (6.76)	9.33 (3.34)	9.14 (4.3)	7.96 (10.2)
B. Standard deviation of inflation	9.04 (2.41)	9.72 (0.69)	9.43 (1.43)	9.83 (0.41)	9.63 (0.93)	9.83 (0.42)	9.82 (0.45)
C. Inflation: most recent year	5.82 (20.91)	8.20 (9.01)	9.49 (2.54)	9.60 (1.99)	9.69 (1.54)	9.99 (0.04)	9.98 (-0.12)
D. Freedom to own foreign currency bank accounts	0.00	10.00	10.00	10.00	10.00	10.00	10.00
4. Freedom to Trade Internationally	8.00	7.83	8.99	8.03	7.83	8.26	8.25
A. Tariffs	8.99	8.48	9.18	8.39	8.34	8.36	8.27
(i) Revenue from trade taxes (% of trade sector)	9.73 (0.4)	9.80 (0.3)	9.78 (0.33)	9.59 (0.62)	9.63 (0.55)	9.10 (1.35)	9.00 (1.5)
(ii) Mean tariff rate	8.24 (8.8)	8.52 (7.4)	9.52 (2.4)	9.46 (2.7)	8.98 (5.1)	8.98 (5.1)	8.96 (5.2)
(iii) Standard deviation of tariff rates		7.12 (7.2)	8.24 (4.4)	6.13 (9.67)	6.41 (8.98)	7.00 (7.5)	6.84 (7.9)
B. Regulatory trade barriers			8.43	7.18	6.89	8.07	8.17
(i) Non-tariff trade barriers			7.68	7.00	6.41	6.18	6.37
(ii) Compliance cost of importing and exporting			9.17	7.36	7.36	9.96	9.96
C. Black-market exchange rates	10.00	10.00	10.00	10.00	10.00	10.00	10.00
D. Controls of the movement of capital and people	5.00	5.00	8.36	6.56	6.10	6.59	6.57
(i) Foreign ownership/investment restrictions			9.04	5.59	4.97	5.11	5.05
(ii) Capital controls	5.00	5.00	7.69	7.69	6.92	6.92	6.92
(iii) Freedom of foreigners to visit				6.40	6.42	7.74	7.74
5. Regulation	4.57	5.56	6.63	7.14	7.26	7.47	7.49
A. Credit Market regulations	5.02	6.93	8.21	8.76	9.27	9.54	9.56
(i) Ownership of banks	5.00	5.00	5.00	8.00	10.00	10.00	10.00
(ii) Private sector credit	6.06	5.80	9.64	8.28	7.81	8.61	8.67
(iii) Interest rate controls / negative real interest rates	4.00	10.00	10.00	10.00	10.00	10.00	10.00
B. Labor Market regulations	4.12	4.20	4.58	6.49	6.48	6.77	6.77
(i) Hiring regulations and minimum wage			4.01	6.70	3.90	5.57	5.57
(ii) Hiring and firing regulations		2.62	2.10	2.80	3.26	3.03	2.99
(iii) Centralized collective bargaining	4.49	4.49	3.68	3.59	3.70	4.00	4.08
(iv) Hours regulations	6.86	6.69	4.84	6.00	8.00	8.00	8.00
(v) Mandated cost of worker dismissal			9.81	9.81	10.00	10.00	10.00
(vi) Conscriptation	1.00	3.00	3.00	10.00	10.00	10.00	10.00
C. Business regulations			7.12	6.17	6.05	6.11	6.13
(i) Administrative requirements			6.85	1.73	1.81	1.60	1.69
(ii) Bureaucracy costs			6.05	6.08	7.12	7.11	7.11
(iii) Starting a business			9.32	9.34	9.58	9.65	9.65
(iv) Extra payments/bribes/favoritism			7.39	7.44	4.51	3.76	3.79
(v) Licensing restrictions				6.46	6.46	7.20	7.20
(vi) Cost of Tax compliance			5.96	5.96	6.81	7.31	7.33

Jamaica

	1980	1990	2000	2005	2010	2015	2016
	Rating (Rank)	Rating (Rank)	Rating (Rank)	Rating (Rank)	Rating (Rank)	Rating (Rank)	Rating (Rank)
Summary Ratings (Rank)	3.98 (85)	5.62 (51)	7.53 (27)	7.51 (29)	6.97 (70)	7.25 (59)	7.18 (62)
	Rating (Data)	Rating (Data)	Rating (Data)	Rating (Data)	Rating (Data)	Rating (Data)	Rating (Data)
1. Size of Government	2.23	7.49	8.52	8.66	7.62	7.47	7.43
A. Government consumption	4.68 (24.08)	6.35 (18.4)	6.09 (19.3)	6.70 (17.23)	6.73 (17.11)	7.48 (14.56)	7.34 (15.03)
B. Transfers and subsidies		9.59 (2)	10.00 (0)	9.92 (0.78)	9.76 (1.39)	8.38 (6.45)	8.38 (6.45)
C. Government enterprises and investment	2.00 (46.5)	8.00 (16.5)	10.00 (10.3)	10.00 (6.1)	7.00 (21.92)	7.00 (21.92)	7.00 (21.92)
D. Top marginal tax rate	0.00	6.00	8.00	8.00	7.00	7.00	7.00
(i) Top marginal income tax rate	0.00 (80)	7.00 (33)	9.00 (25)	9.00 (25)	8.00 (35)	9.00 (25)	9.00 (25)
(ii) Top marginal income and payroll tax rate		5.00 (37)	7.00 (31)	7.00 (33)	6.00 (44)	5.00 (39)	5.00 (39)
2. Legal System & Property Rights	3.28	4.23	5.04	4.84	4.70	5.16	5.07
A. Judicial independence				5.40	5.72	6.47	6.40
B. Impartial courts			4.90	4.67	3.97	4.05	4.08
C. Protection of property rights	4.20	5.30	4.10	6.59	5.52	6.18	5.98
D. Military interference in rule of law and politics			10.00	10.00	10.00	10.00	10.00
E. Integrity of the legal system	1.70	3.30	3.33	4.17	3.33	4.17	3.33
F. Legal enforcement of contracts			3.44	3.44	2.76	3.55	3.27
G. Regulatory restrictions on sale of real property			4.49	4.52	6.84	6.44	6.44
H. Reliability of police				2.97	4.23	4.65	4.57
I. Business costs of crime				1.78	1.53	2.20	2.87
<i>Gender Disparity Adjustment</i>	1.00	1.00	1.00	1.00	0.93	0.95	0.95
3. Sound Money	5.19	4.96	8.72	8.64	7.98	8.68	8.59
A. Money growth	6.54 (17.28)	7.76 (11.21)	8.62 (6.89)	8.37 (8.13)	8.18 (9.09)	5.88 (20.6)	5.40 (23.02)
B. Standard deviation of inflation	7.88 (5.29)	8.20 (4.49)	7.90 (5.26)	9.24 (1.89)	6.24 (9.4)	9.60 (1.01)	9.44 (1.39)
C. Inflation: most recent year	6.33 (18.34)	3.86 (30.69)	8.37 (8.17)	6.94 (15.3)	7.48 (12.61)	9.26 (3.68)	9.53 (2.35)
D. Freedom to own foreign currency bank accounts	0.00	0.00	10.00	10.00	10.00	10.00	10.00
4. Freedom to Trade Internationally	3.35	4.40	7.92	7.73	7.20	7.04	6.86
A. Tariffs	8.05	6.60	7.28	7.50	7.50	5.77	5.06
(i) Revenue from trade taxes (% of trade sector)	9.40 (0.9)		8.49 (2.27)	8.17 (2.75)	8.25 (2.63)	3.51 (9.74)	1.35 (12.97)
(ii) Mean tariff rate	6.70 (16.5)	6.60 (17)	7.88 (10.6)	8.54 (7.3)	8.50 (7.5)	8.30 (8.5)	8.30 (8.5)
(iii) Standard deviation of tariff rates			5.48 (11.3)	5.80 (10.51)	5.74 (10.65)	5.51 (11.22)	5.51 (11.22)
B. Regulatory trade barriers			6.20	6.45	6.51	6.18	6.19
(i) Non-tariff trade barriers			5.73	5.86	6.00	6.90	6.70
(ii) Compliance cost of importing and exporting			6.67	7.03	7.03	5.45	5.69
C. Black-market exchange rates	0.00	4.60	10.00	10.00	10.00	10.00	10.00
D. Controls of the movement of capital and people	2.00	2.00	8.18	6.97	4.80	6.21	6.19
(i) Foreign ownership/investment restrictions			8.67	7.63	6.55	7.08	7.03
(ii) Capital controls	2.00	2.00	7.69	5.38	0.00	1.54	1.54
(iii) Freedom of foreigners to visit				7.90	7.85	10.00	10.00
5. Regulation	5.85	7.02	7.42	7.68	7.36	7.91	7.96
A. Credit Market regulations	5.06	8.72	8.76	9.48	8.23	9.56	9.56
(i) Ownership of banks		10.00	10.00	10.00	10.00	10.00	10.00
(ii) Private sector credit	6.13	8.17	7.27	9.43	5.70	9.68	9.67
(iii) Interest rate controls / negative real interest rates	4.00	8.00	9.00	9.00	9.00	9.00	9.00
B. Labor Market regulations			6.68	7.63	7.81	7.86	7.96
(i) Hiring regulations and minimum wage			3.98	8.90	8.90	8.90	8.90
(ii) Hiring and firing regulations			4.77	5.27	4.86	4.70	5.07
(iii) Centralized collective bargaining			7.07	7.35	6.52	6.99	7.25
(iv) Hours regulations			10.00	10.00	10.00	10.00	10.00
(v) Mandated cost of worker dismissal			4.25	4.25	6.55	6.55	6.55
(vi) Conscriptation	10.00	10.00	10.00	10.00	10.00	10.00	10.00
C. Business regulations			6.84	5.93	6.05	6.32	6.36
(i) Administrative requirements			6.83	2.85	2.68	3.57	3.55
(ii) Bureaucracy costs			6.88	5.41	5.91	5.11	5.11
(iii) Starting a business			8.85	9.65	9.70	9.63	9.85
(iv) Extra payments/bribes/favoritism			6.28	6.10	4.49	3.78	4.04
(v) Licensing restrictions				6.22	8.14	8.81	8.61
(vi) Cost of Tax compliance			5.36	5.36	5.36	7.00	7.00

Japan

	1980	1990	2000	2005	2010	2015	2016
	Rating (Rank)	Rating (Rank)	Rating (Rank)	Rating (Rank)	Rating (Rank)	Rating (Rank)	Rating (Rank)
Summary Ratings (Rank)	7.37 (8)	7.94 (8)	7.93 (16)	7.83 (15)	7.59 (19)	7.46 (41)	7.47 (41)
	Rating (Data)	Rating (Data)	Rating (Data)	Rating (Data)	Rating (Data)	Rating (Data)	Rating (Data)
1. Size of Government	5.80	5.83	5.96	5.72	5.30	4.56	4.54
A. Government consumption	7.56 (14.29)	7.80 (13.47)	5.04 (22.85)	4.76 (23.82)	4.26 (25.5)	4.17 (25.83)	4.07 (26.16)
B. Transfers and subsidies	7.63 (9.2)	7.00 (11.5)	6.81 (12.2)	5.10 (18.47)	3.95 (22.72)	4.07 (22.26)	4.07 (22.26)
C. Government enterprises and investment	8.00 (19.6)	7.00 (20.4)	7.00 (20.16)	8.00 (15.95)	8.00 (16.47)	7.00 (21.75)	7.00 (21.75)
D. Top marginal tax rate	0.00	1.50	5.00	5.00	5.00	3.00	3.00
(i) Top marginal income tax rate	0.00 (75)	2.00 (65)	5.00 (50)	5.00 (50)	5.00 (50)	3.00 (56)	3.00 (56)
(ii) Top marginal income and payroll tax rate		1.00 (69)	5.00 (50)	5.00 (50)	5.00 (50)	3.00 (56)	3.00 (56)
2. Legal System & Property Rights	7.91	7.73	7.94	7.88	7.39	7.60	7.59
A. Judicial independence			8.02	7.60	8.05	8.47	8.39
B. Impartial courts			7.01	7.31	5.92	6.57	6.42
C. Protection of property rights	8.80	10.00	7.55	8.73	7.81	8.62	8.45
D. Military interference in rule of law and politics			10.00	8.33	8.33	8.33	8.33
E. Integrity of the legal system	10.00	8.30	8.33	8.33	8.33	8.33	8.33
F. Legal enforcement of contracts			6.37	6.37	5.80	6.33	6.33
G. Regulatory restrictions on sale of real property			8.29	8.06	7.86	7.85	7.85
H. Reliability of police				7.79	8.10	8.55	8.61
I. Business costs of crime				8.43	7.45	7.19	7.38
<i>Gender Disparity Adjustment</i>	1.00	1.00	1.00	1.00	0.97	0.95	0.95
3. Sound Money	8.28	9.80	9.65	9.66	9.89	9.63	9.52
A. Money growth	9.92 (0.39)	9.96 (0.22)	9.09 (4.56)	8.80 (6)	9.93 (-0.33)	9.38 (3.12)	8.64 (6.8)
B. Standard deviation of inflation	9.28 (1.8)	9.66 (0.84)	9.65 (0.89)	9.91 (0.22)	9.76 (0.61)	9.30 (1.76)	9.48 (1.29)
C. Inflation: most recent year	8.91 (5.44)	9.58 (2.12)	9.86 (-0.71)	9.95 (-0.27)	9.86 (-0.72)	9.84 (0.79)	9.98 (-0.12)
D. Freedom to own foreign currency bank accounts	5.00	10.00	10.00	10.00	10.00	10.00	10.00
4. Freedom to Trade Internationally	6.92	8.74	8.57	7.65	7.37	7.43	7.50
A. Tariffs	8.75	8.23	8.43	6.11	7.14	7.71	7.67
(i) Revenue from trade taxes (% of trade sector)	9.40 (0.9)	9.40 (0.9)	9.00 (1.5)	9.00 (1.5)	9.63 (0.56)	9.63 (0.56)	9.63 (0.55)
(ii) Mean tariff rate	8.10 (9.5)	8.62 (6.9)	9.10 (4.5)	9.34 (3.3)	9.12 (4.4)	9.20 (4)	9.20 (4)
(iii) Standard deviation of tariff rates		6.68 (8.3)	7.20 (7)	0.00 (25.59)	2.66 (18.35)	4.30 (14.24)	4.18 (14.56)
B. Regulatory trade barriers			7.46	7.33	6.90	7.06	7.29
(i) Non-tariff trade barriers			5.42	6.03	5.16	5.30	5.76
(ii) Compliance cost of importing and exporting			9.50	8.64	8.64	8.82	8.82
C. Black-market exchange rates	10.00	10.00	10.00	10.00	10.00	10.00	10.00
D. Controls of the movement of capital and people	2.00	8.00	8.40	7.16	5.46	4.95	5.03
(i) Foreign ownership/investment restrictions			9.11	6.31	5.78	7.00	7.23
(ii) Capital controls	2.00	8.00	7.69	8.46	3.85	0.77	0.77
(iii) Freedom of foreigners to visit				6.70	6.75	7.08	7.08
5. Regulation	7.92	7.59	7.51	8.22	7.98	8.07	8.20
A. Credit Market regulations	7.82	7.97	7.68	8.81	8.38	8.31	8.69
(i) Ownership of banks	5.00	5.00	5.00	8.00	8.00	8.00	8.00
(ii) Private sector credit	8.45	8.91	8.05	8.44	7.13	7.93	8.08
(iii) Interest rate controls / negative real interest rates	10.00	10.00	10.00	10.00	10.00	9.00	10.00
B. Labor Market regulations	8.03	7.20	7.01	8.47	8.30	8.15	8.10
(i) Hiring regulations and minimum wage			3.99	8.90	8.90	8.90	8.90
(ii) Hiring and firing regulations		4.82	4.18	4.62	2.97	3.71	3.66
(iii) Centralized collective bargaining	7.93	7.93	7.40	8.37	7.96	8.29	8.04
(iv) Hours regulations	6.16	6.07	6.85	9.30	10.00	8.00	8.00
(v) Mandated cost of worker dismissal			9.63	9.63	10.00	10.00	10.00
(vi) Conscriptation	10.00	10.00	10.00	10.00	10.00	10.00	10.00
C. Business regulations			7.85	7.39	7.26	7.76	7.80
(i) Administrative requirements			6.50	4.29	3.66	4.34	4.26
(ii) Bureaucracy costs			9.13	7.14	8.64	9.33	9.56
(iii) Starting a business			8.65	9.18	9.18	9.56	9.53
(iv) Extra payments/bribes/favoritism			8.50	8.94	8.06	7.59	7.44
(v) Licensing restrictions				8.71	7.72	7.71	7.71
(vi) Cost of Tax compliance			6.47	6.08	6.30	8.04	8.31

Jordan

	1980	1990	2000	2005	2010	2015	2016
	Rating (Rank)	Rating (Rank)	Rating (Rank)	Rating (Rank)	Rating (Rank)	Rating (Rank)	Rating (Rank)
Summary Ratings (Rank)	5.13 (56)	5.43 (58)	7.06 (44)	7.30 (46)	7.45 (33)	7.47 (38)	7.46 (42)
	Rating (Data)	Rating (Data)	Rating (Data)	Rating (Data)	Rating (Data)	Rating (Data)	Rating (Data)
1. Size of Government	4.77	6.12	6.08	6.27	7.35	7.38	7.59
A. Government consumption	3.89 (26.78)	4.37 (25.14)	4.75 (23.84)	6.66 (17.34)	5.53 (21.2)	6.23 (18.83)	7.05 (16.04)
B. Transfers and subsidies	8.42 (6.3)	9.13 (3.7)	9.56 (2.13)	6.42 (13.63)	8.35 (6.55)	7.80 (8.57)	7.80 (8.57)
C. Government enterprises and investment	2.00 (48.7)	6.00 (27.6)	2.00 (43.6)	7.00 (23.9)	8.00 (19.2)	8.00 (15.54)	8.00 (15.54)
D. Top marginal tax rate		5.00	8.00	5.00	7.50	7.50	7.50
(i) Top marginal income tax rate		5.00 (45)	8.00 (30)	7.00 (35)	10.00 (14)	10.00 (20)	10.00 (20)
(ii) Top marginal income and payroll tax rate				3.00 (46.39)	5.00 (40)	5.00 (36)	5.00 (36)
2. Legal System & Property Rights	1.81	3.10	5.09	5.28	4.79	4.76	4.76
A. Judicial independence			8.18	6.53	5.59	6.58	6.59
B. Impartial courts			6.85	6.32	4.74	5.45	5.08
C. Protection of property rights	1.60	4.60	6.05	6.63	6.98	6.67	6.52
D. Military interference in rule of law and politics			8.33	8.33	8.33	7.50	7.50
E. Integrity of the legal system	1.70	3.30	6.67	6.67	6.67	6.67	6.67
F. Legal enforcement of contracts			3.38	3.38	3.38	3.38	3.73
G. Regulatory restrictions on sale of real property			6.32	6.32	7.14	6.64	6.72
H. Reliability of police				8.27	7.64	8.32	8.25
I. Business costs of crime				8.64	7.73	6.44	6.50
<i>Gender Disparity Adjustment</i>	0.56	0.56	0.56	0.56	0.48	0.49	0.49
3. Sound Money	6.82	6.20	9.67	9.21	9.12	9.66	9.62
A. Money growth	5.86 (20.7)	8.36 (8.18)	9.85 (0.75)	8.03 (9.87)	9.46 (2.72)	9.46 (2.68)	9.35 (3.24)
B. Standard deviation of inflation	6.64 (8.4)	6.74 (8.14)	8.97 (2.57)	9.51 (1.23)	8.04 (4.89)	9.34 (1.64)	9.28 (1.8)
C. Inflation: most recent year	9.78 (1.1)	9.71 (-1.45)	9.87 (0.67)	9.30 (3.49)	9.00 (5.01)	9.83 (-0.87)	9.84 (-0.79)
D. Freedom to own foreign currency bank accounts	5.00	0.00	10.00	10.00	10.00	10.00	10.00
4. Freedom to Trade Internationally	5.76	4.81	7.29	7.94	7.89	7.63	7.58
A. Tariffs	5.27	4.63	4.35	6.54	6.95	7.05	7.11
(i) Revenue from trade taxes (% of trade sector)	5.27 (7.1)	6.67 (5)	6.98 (4.53)	8.21 (2.68)	9.13 (1.3)	9.15 (1.27)	9.15 (1.27)
(ii) Mean tariff rate			5.20 (24)	7.52 (12.4)	8.00 (10)	8.00 (10)	8.06 (9.7)
(iii) Standard deviation of tariff rates		2.60 (18.5)	0.88 (22.8)	3.88 (15.3)	3.72 (15.7)	4.00 (15)	4.10 (14.74)
B. Regulatory trade barriers			6.59	6.73	6.87	6.15	5.97
(i) Non-tariff trade barriers			5.35	6.26	5.61	5.11	4.88
(ii) Compliance cost of importing and exporting			7.83	7.20	8.14	7.20	7.05
C. Black-market exchange rates	10.00	7.80	10.00	10.00	10.00	10.00	10.00
D. Controls of the movement of capital and people	2.00	2.00	8.20	8.51	7.74	7.31	7.25
(i) Foreign ownership/investment restrictions			8.71	7.83	6.28	5.79	5.58
(ii) Capital controls	2.00	2.00	7.69	7.69	6.92	6.15	6.15
(iii) Freedom of foreigners to visit				10.00	10.00	10.00	10.00
5. Regulation	6.49	6.93	7.17	7.81	8.08	7.91	7.77
A. Credit Market regulations	7.01	5.80	8.03	8.94	8.90	8.83	8.72
(i) Ownership of banks	5.00	5.00	5.00	10.00	10.00	10.00	10.00
(ii) Private sector credit	9.02	8.39	9.10	6.82	6.70	6.50	6.16
(iii) Interest rate controls / negative real interest rates		4.00	10.00	10.00	10.00	10.00	10.00
B. Labor Market regulations		8.07	7.02	8.39	8.41	7.90	7.67
(i) Hiring regulations and minimum wage			3.75	8.90	8.90	8.90	7.77
(ii) Hiring and firing regulations		6.27	4.45	3.91	4.11	5.53	5.17
(iii) Centralized collective bargaining	7.93	7.93	7.80	7.93	7.44	6.98	7.12
(iv) Hours regulations			6.51	10.00	10.00	6.00	6.00
(v) Mandated cost of worker dismissal			9.63	9.63	10.00	10.00	10.00
(vi) Conscriptation	10.00	10.00	10.00	10.00	10.00	10.00	10.00
C. Business regulations			6.44	6.10	6.92	6.98	6.92
(i) Administrative requirements			7.55	4.33	3.79	4.56	4.18
(ii) Bureaucracy costs			4.60	3.07	5.30	4.22	4.22
(iii) Starting a business			4.79	5.91	9.47	9.36	9.35
(iv) Extra payments/bribes/favoritism			6.37	7.08	5.44	5.50	5.33
(v) Licensing restrictions				7.34	8.81	9.87	9.89
(vi) Cost of Tax compliance			8.87	8.87	8.70	8.37	8.56

Kazakhstan

	1980	1990	2000	2005	2010	2015	2016
	Rating (Rank)	Rating (Rank)	Rating (Rank)	Rating (Rank)	Rating (Rank)	Rating (Rank)	Rating (Rank)
Summary Ratings (Rank)				6.88 (70)	6.94 (72)	7.26 (58)	7.11 (69)
	Rating (Data)	Rating (Data)	Rating (Data)	Rating (Data)	Rating (Data)	Rating (Data)	Rating (Data)
1. Size of Government				8.16	7.84	7.52	7.51
A. Government consumption				6.39 (18.27)	6.48 (17.97)	6.53 (17.8)	6.50 (17.89)
B. Transfers and subsidies				8.76 (5.06)	8.89 (4.59)	8.55 (5.82)	8.55 (5.82)
C. Government enterprises and investment				8.00 (16.34)	7.00 (20.85)	6.00 (27.3)	6.00 (27.3)
D. Top marginal tax rate				9.50	9.00	9.00	9.00
(i) Top marginal income tax rate				10.00 (20)	10.00 (10)	10.00 (10)	10.00 (10)
(ii) Top marginal income and payroll tax rate				9.00 (25)	8.00 (30)	8.00 (30)	8.00 (30)
2. Legal System & Property Rights				5.71	5.56	5.61	5.45
A. Judicial independence				2.89	2.90	4.90	4.39
B. Impartial courts				4.13	3.76	4.81	4.18
C. Protection of property rights				4.89	4.29	5.61	5.15
D. Military interference in rule of law and politics				8.33	8.33	8.33	8.33
E. Integrity of the legal system				6.67	6.67	5.83	5.83
F. Legal enforcement of contracts				6.19	6.19	6.34	6.34
G. Regulatory restrictions on sale of real property				8.62	9.21	9.90	9.90
H. Reliability of police				4.56	3.84	5.13	5.20
I. Business costs of crime				5.11	5.77	7.02	6.91
<i>Gender Disparity Adjustment</i>	1.00	1.00	1.00	1.00	0.96	0.74	0.74
3. Sound Money				6.85	8.24	8.95	8.55
A. Money growth				5.86 (20.71)	7.20 (13.99)	9.54 (2.28)	8.93 (5.33)
B. Standard deviation of inflation				8.07 (4.82)	7.20 (7)	7.58 (6.05)	8.17 (4.57)
C. Inflation: most recent year				8.48 (7.58)	8.58 (7.12)	8.67 (6.65)	7.10 (14.51)
D. Freedom to own foreign currency bank accounts				5.00	10.00	10.00	10.00
4. Freedom to Trade Internationally				6.12	5.57	6.38	6.52
A. Tariffs			9.56	9.49	6.70	7.19	7.78
(i) Revenue from trade taxes (% of trade sector)			9.56 (0.66)	9.43 (0.85)	6.46 (5.31)	6.59 (5.11)	7.47 (3.8)
(ii) Mean tariff rate				9.54 (2.3)	8.16 (9.2)	8.44 (7.8)	8.62 (6.9)
(iii) Standard deviation of tariff rates					5.47 (11.32)	6.54 (8.66)	7.24 (6.9)
B. Regulatory trade barriers				2.42	3.04	5.28	5.30
(i) Non-tariff trade barriers				4.59	4.94	5.68	5.73
(ii) Compliance cost of importing and exporting				0.25	1.13	4.88	4.88
C. Black-market exchange rates				10.00	10.00	10.00	10.00
D. Controls of the movement of capital and people				2.56	2.56	3.06	3.01
(i) Foreign ownership/investment restrictions				6.14	5.38	5.21	5.07
(ii) Capital controls				1.54	2.31	2.31	2.31
(iii) Freedom of foreigners to visit				0.00	0.00	1.66	1.66
5. Regulation				7.57	7.51	7.82	7.54
A. Credit Market regulations				10.00	8.92	8.60	8.53
(i) Ownership of banks				10.00	8.00	8.00	8.00
(ii) Private sector credit				10.00	8.76	7.80	7.59
(iii) Interest rate controls / negative real interest rates				10.00	10.00	10.00	10.00
B. Labor Market regulations				7.35	7.08	7.53	7.21
(i) Hiring regulations and minimum wage				10.00	10.00	10.00	10.00
(ii) Hiring and firing regulations				7.61	5.70	5.59	5.28
(iii) Centralized collective bargaining				8.34	7.53	7.33	5.74
(iv) Hours regulations				8.00	10.00	10.00	10.00
(v) Mandated cost of worker dismissal				9.17	9.25	9.25	9.25
(vi) Conscriptation				1.00	0.00	3.00	3.00
C. Business regulations				5.37	6.52	7.33	6.87
(i) Administrative requirements				3.40	3.85	4.72	4.34
(ii) Bureaucracy costs				4.23	6.52	7.11	6.22
(iii) Starting a business				9.18	9.38	9.71	9.71
(iv) Extra payments/bribes/favoritism				5.54	3.81	4.64	4.04
(v) Licensing restrictions				2.90	7.67	9.81	8.91
(vi) Cost of Tax compliance				6.96	7.89	8.00	8.00

Kenya

	1980	1990	2000	2005	2010	2015	2016
	Rating (Rank)	Rating (Rank)	Rating (Rank)	Rating (Rank)	Rating (Rank)	Rating (Rank)	Rating (Rank)
Summary Ratings (Rank)	4.84 (62)	5.37 (60)	7.07 (43)	7.15 (53)	6.92 (75)	7.11 (70)	7.20 (61)
	Rating (Data)	Rating (Data)	Rating (Data)	Rating (Data)	Rating (Data)	Rating (Data)	Rating (Data)
1. Size of Government	3.79	4.83	7.09	8.57	7.75	7.77	7.82
A. Government consumption	4.65 (24.2)	4.96 (23.14)	6.15 (19.1)	6.36 (18.37)	7.21 (15.5)	7.26 (15.3)	7.47 (14.6)
B. Transfers and subsidies	9.51 (2.3)	9.37 (2.8)	9.21 (3.4)	9.91 (0.84)	9.79 (1.27)	9.81 (1.18)	9.81 (1.18)
C. Government enterprises and investment	0.00 (55.1)	2.00 (47.1)	6.00 (27.3)	10.00 (13.33)	6.00 (29.43)	6.00 (29.43)	6.00 (29.43)
D. Top marginal tax rate	1.00	3.00	7.00	8.00	8.00	8.00	8.00
(i) Top marginal income tax rate	1.00 (65)	3.00 (50)	7.00 (32)	8.00 (30)	8.00 (30)	8.00 (30)	8.00 (30)
(ii) Top marginal income and payroll tax rate		3.00 (50)	7.00 (32)	8.00 (30)	8.00 (30)	8.00 (30)	8.00 (30)
2. Legal System & Property Rights	4.20	5.01	4.64	4.26	4.05	4.75	4.91
A. Judicial independence				3.32	3.24	5.07	5.39
B. Impartial courts			3.43	3.33	4.10	4.77	4.76
C. Protection of property rights	5.20	3.20		4.90	4.42	5.60	5.97
D. Military interference in rule of law and politics			5.00	6.67	6.67	6.67	6.67
E. Integrity of the legal system	3.30	8.30	3.33	3.89	3.33	3.33	3.33
F. Legal enforcement of contracts			4.88	4.88	4.09	4.42	4.42
G. Regulatory restrictions on sale of real property			7.95	7.27	7.38	6.84	6.87
H. Reliability of police				3.85	3.68	4.77	5.12
I. Business costs of crime				2.43	4.12	2.94	3.46
<i>Gender Disparity Adjustment</i>	1.00	0.89	0.89	0.89	0.78	0.92	0.92
3. Sound Money	6.17	6.66	8.76	8.62	8.74	9.10	9.22
A. Money growth	9.07 (4.63)	8.85 (5.77)	8.60 (6.99)	7.80 (10.98)	7.38 (13.11)	8.79 (6.06)	8.91 (5.46)
B. Standard deviation of inflation	7.53 (6.18)	9.44 (1.39)	8.44 (3.89)	8.75 (3.12)	8.38 (4.05)	8.93 (2.68)	9.23 (1.93)
C. Inflation: most recent year	8.09 (9.55)	8.35 (8.23)	8.00 (9.98)	7.94 (10.31)	9.21 (3.96)	8.68 (6.58)	8.74 (6.3)
D. Freedom to own foreign currency bank accounts	0.00	0.00	10.00	10.00	10.00	10.00	10.00
4. Freedom to Trade Internationally	3.98	3.87	7.04	6.63	6.85	6.63	6.69
A. Tariffs	3.94	2.81	5.79	6.88	6.87	6.79	6.74
(i) Revenue from trade taxes (% of trade sector)	5.93 (6.1)	5.80 (6.3)	6.31 (5.54)	7.75 (3.38)	7.80 (3.3)	7.75 (3.38)	7.60 (3.6)
(ii) Mean tariff rate	1.94 (40.3)	1.26 (43.7)	6.14 (19.3)	7.58 (12.1)	7.50 (12.5)	7.42 (12.9)	7.44 (12.8)
(iii) Standard deviation of tariff rates		1.36 (21.6)	4.92 (12.7)	5.33 (11.68)	5.30 (11.75)	5.20 (12)	5.19 (12.03)
B. Regulatory trade barriers			7.00	4.78	6.00	5.26	5.44
(i) Non-tariff trade barriers				4.14	5.52	5.29	5.30
(ii) Compliance cost of importing and exporting			7.00	5.42	6.49	5.22	5.57
C. Black-market exchange rates	8.00	8.80	10.00	10.00	10.00	10.00	10.00
D. Controls of the movement of capital and people	0.00	0.00	5.38	4.87	4.52	4.49	4.56
(i) Foreign ownership/investment restrictions				6.49	6.17	5.87	6.09
(ii) Capital controls	0.00	0.00	5.38	4.62	3.85	3.85	3.85
(iii) Freedom of foreigners to visit				3.50	3.54	3.76	3.76
5. Regulation	6.06	6.50	7.80	7.67	7.23	7.30	7.36
A. Credit Market regulations	6.17	7.33	8.00	10.00	8.48	8.04	8.09
(i) Ownership of banks	2.00	5.00	5.00	10.00	10.00	10.00	10.00
(ii) Private sector credit	8.52	6.99	10.00	10.00	6.44	4.12	4.27
(iii) Interest rate controls / negative real interest rates	8.00	10.00	9.00	10.00	9.00	10.00	10.00
B. Labor Market regulations			7.60	7.55	7.57	7.77	7.72
(i) Hiring regulations and minimum wage			7.80	6.70	7.77	6.67	6.67
(ii) Hiring and firing regulations			5.83	5.86	6.69	5.11	5.43
(iii) Centralized collective bargaining			6.33	7.11	6.65	7.20	6.60
(iv) Hours regulations			10.00	10.00	8.00	8.00	8.00
(v) Mandated cost of worker dismissal			5.64	5.64	6.30	9.63	9.63
(vi) Conscriptation	10.00	10.00	10.00	10.00	10.00	10.00	10.00
C. Business regulations				5.47	5.63	6.08	6.28
(i) Administrative requirements				2.91	3.37	4.81	4.96
(ii) Bureaucracy costs				4.34	4.70	3.33	4.00
(iii) Starting a business			7.93	7.78	8.55	9.07	8.92
(iv) Extra payments/bribes/favoritism				4.41	3.01	3.14	3.57
(v) Licensing restrictions				8.22	8.59	8.30	8.32
(vi) Cost of Tax compliance			5.83	5.16	5.59	7.81	7.92

Korea, South

	1980	1990	2000	2005	2010	2015	2016
	Rating (Rank)	Rating (Rank)	Rating (Rank)	Rating (Rank)	Rating (Rank)	Rating (Rank)	Rating (Rank)
Summary Ratings (Rank)	5.38 (48)	6.38 (34)	6.92 (53)	7.46 (33)	7.51 (26)	7.55 (32)	7.53 (35)
	Rating (Data)	Rating (Data)	Rating (Data)	Rating (Data)	Rating (Data)	Rating (Data)	Rating (Data)
1. Size of Government	5.97	6.49	6.26	6.66	6.85	6.86	6.83
A. Government consumption	7.29 (15.23)	7.10 (15.87)	6.37 (18.33)	5.55 (21.13)	5.13 (22.56)	4.90 (23.34)	4.77 (23.78)
B. Transfers and subsidies	9.59 (2)	9.35 (2.9)	7.68 (9.01)	7.10 (11.13)	8.28 (6.83)	7.04 (11.38)	7.04 (11.38)
C. Government enterprises and investment	7.00 (22.6)	8.00 (19.2)	6.00 (25.5)	8.00 (18.82)	8.00 (17.11)	10.00 (14.71)	10.00 (14.71)
D. Top marginal tax rate	0.00	1.50	5.00	6.00	6.00	5.50	5.50
(i) Top marginal income tax rate	0.00 (89)	2.00 (64)	5.00 (44)	6.00 (39)	6.00 (39)	6.00 (42)	6.00 (42)
(ii) Top marginal income and payroll tax rate		1.00 (66)	5.00 (44)	6.00 (39)	6.00 (39)	5.00 (46)	5.00 (46)
2. Legal System & Property Rights	5.80	5.45	6.54	6.90	6.38	6.45	6.39
A. Judicial independence			4.68	5.21	4.59	4.82	4.66
B. Impartial courts			5.18	5.26	3.71	4.70	4.43
C. Protection of property rights	6.60	8.60	5.00	7.40	5.92	6.45	6.56
D. Military interference in rule of law and politics			8.33	6.67	6.67	6.67	6.67
E. Integrity of the legal system	8.30	3.30	6.67	8.33	8.33	8.33	8.33
F. Legal enforcement of contracts			8.11	8.11	8.11	7.51	7.51
G. Regulatory restrictions on sale of real property			7.79	8.12	8.12	8.22	8.22
H. Reliability of police				6.49	6.49	7.17	7.12
I. Business costs of crime				6.56	6.57	6.52	6.32
<i>Gender Disparity Adjustment</i>	0.78	1.00	1.00	1.00	0.96	0.92	0.92
3. Sound Money	5.29	6.59	8.27	9.53	9.58	9.66	9.61
A. Money growth	7.32 (13.39)	9.11 (4.47)	9.68 (-1.62)	9.23 (3.86)	9.57 (2.14)	9.06 (4.68)	8.91 (5.45)
B. Standard deviation of inflation	8.79 (3.02)	9.22 (1.94)	8.87 (2.83)	9.42 (1.45)	9.32 (1.69)	9.73 (0.68)	9.72 (0.7)
C. Inflation: most recent year	5.03 (24.87)	8.02 (9.91)	9.55 (2.27)	9.45 (2.75)	9.41 (2.93)	9.86 (0.71)	9.81 (0.97)
D. Freedom to own foreign currency bank accounts	0.00	0.00	5.00	10.00	10.00	10.00	10.00
4. Freedom to Trade Internationally	4.80	7.42	7.21	7.21	7.60	7.55	7.57
A. Tariffs	6.59	7.46	8.35	5.86	5.64	5.60	5.60
(i) Revenue from trade taxes (% of trade sector)	7.27 (4.1)	7.73 (3.4)	9.15 (1.28)	9.37 (0.95)	9.35 (0.97)	9.59 (0.61)	9.57 (0.65)
(ii) Mean tariff rate	5.92 (20.4)	7.34 (13.3)	8.26 (8.7)	8.20 (9)	7.58 (12.1)	7.22 (13.9)	7.22 (13.9)
(iii) Standard deviation of tariff rates		7.32 (6.7)	7.64 (5.9)	0.00 (49.37)	0.00 (49.25)	0.00 (56.3)	0.00 (56.57)
B. Regulatory trade barriers			6.93	7.19	6.98	7.40	7.48
(i) Non-tariff trade barriers			5.18	5.98	4.82	5.21	5.36
(ii) Compliance cost of importing and exporting			8.67	8.41	9.14	9.59	9.59
C. Black-market exchange rates	7.80	9.80	10.00	10.00	10.00	10.00	10.00
D. Controls of the movement of capital and people	0.00	5.00	3.58	5.79	7.76	7.19	7.21
(i) Foreign ownership/investment restrictions			7.16	5.82	5.60	5.40	5.47
(ii) Capital controls	0.00	5.00	0.00	1.54	7.69	6.15	6.15
(iii) Freedom of foreigners to visit				10.00	10.00	10.00	10.00
5. Regulation	5.05	5.96	6.33	7.01	7.12	7.21	7.24
A. Credit Market regulations	6.13	8.33	8.33	9.33	9.33	9.32	9.32
(i) Ownership of banks	5.00	5.00	5.00	8.00	8.00	8.00	8.00
(ii) Private sector credit	9.40	10.00	10.00	10.00	10.00	9.95	9.95
(iii) Interest rate controls / negative real interest rates	4.00	10.00	10.00	10.00	10.00	10.00	10.00
B. Labor Market regulations		3.59	3.76	4.84	4.68	4.74	4.82
(i) Hiring regulations and minimum wage			4.14	8.90	6.67	5.57	5.57
(ii) Hiring and firing regulations		3.53	4.70	4.71	3.76	3.75	4.19
(iii) Centralized collective bargaining	7.24	7.24	6.17	7.87	7.11	6.62	6.66
(iv) Hours regulations			6.01	6.00	8.00	10.00	10.00
(v) Mandated cost of worker dismissal			1.56	1.56	2.52	2.52	2.52
(vi) Conscriptation	0.00	0.00	0.00	0.00	0.00	0.00	0.00
C. Business regulations			6.90	6.86	7.36	7.56	7.59
(i) Administrative requirements			6.52	3.54	2.73	3.32	3.52
(ii) Bureaucracy costs			7.65	6.31	9.24	10.00	9.78
(iii) Starting a business			8.20	8.28	9.62	9.72	9.72
(iv) Extra payments/bribes/favoritism			5.40	6.51	5.22	4.43	4.64
(v) Licensing restrictions				9.79	9.86	9.99	9.99
(vi) Cost of Tax compliance			6.75	6.75	7.48	7.89	7.89

Kuwait

	1980	1990	2000	2005	2010	2015	2016
	Rating (Rank)	Rating (Rank)	Rating (Rank)	Rating (Rank)	Rating (Rank)	Rating (Rank)	Rating (Rank)
Summary Ratings (Rank)	3.69 (92)	4.98 (71)	6.97 (49)	7.08 (56)	6.95 (71)	6.59 (101)	6.75 (90)
	Rating (Data)	Rating (Data)	Rating (Data)	Rating (Data)	Rating (Data)	Rating (Data)	Rating (Data)
1. Size of Government	2.97	3.15	6.37	6.72	6.18	6.21	6.24
A. Government consumption	3.95 (26.58)	0.00 (40.57)	1.41 (35.21)	2.07 (32.97)	0.68 (37.7)	0.94 (36.79)	1.05 (36.42)
B. Transfers and subsidies		7.46 (9.83)	7.08 (11.22)	7.82 (8.49)	7.04 (11.35)	6.90 (11.89)	6.90 (11.89)
C. Government enterprises and investment	2.00 (43.5)	2.00 (46)	7.00 (21.8)	7.00 (21.8)	7.00	7.00	7.00
D. Top marginal tax rate			10.00	10.00	10.00	10.00	10.00
(i) Top marginal income tax rate			10.00 (0)	10.00 (0)	10.00 (0)	10.00 (0)	10.00 (0)
(ii) Top marginal income and payroll tax rate			10.00 (0)	10.00 (0)	10.00 (0)	10.00 (20)	10.00 (20)
2. Legal System & Property Rights	1.47	2.17	5.99	5.81	5.65	4.99	4.92
A. Judicial independence				6.98	6.88	6.22	6.03
B. Impartial courts			7.51	6.76	5.06	5.47	4.87
C. Protection of property rights	1.00	1.90		6.32	6.63	5.73	6.04
D. Military interference in rule of law and politics			8.33	8.33	8.33	8.33	8.33
E. Integrity of the legal system		2.50	8.33	8.33	8.33	6.67	6.67
F. Legal enforcement of contracts			5.06	5.06	5.06	5.07	5.07
G. Regulatory restrictions on sale of real property			8.39	8.80	8.95	8.91	9.17
H. Reliability of police				7.40	6.66	6.78	6.66
I. Business costs of crime				7.70	7.96	7.23	6.74
<i>Gender Disparity Adjustment</i>	0.59	0.59	0.59	0.59	0.59	0.49	0.49
3. Sound Money	5.18	7.51	8.09	7.84	8.07	7.58	8.34
A. Money growth	7.16 (14.18)	9.95 (-0.24)	9.89 (-0.55)	7.13 (14.35)	9.07 (4.67)	8.81 (5.97)	9.36 (3.21)
B. Standard deviation of inflation	2.07 (19.83)	4.55 (13.62)	2.98 (17.55)	5.06 (12.36)	4.00 (15)	2.17 (19.57)	4.65 (13.38)
C. Inflation: most recent year	1.49 (42.57)	8.03 (9.83)	9.50 (2.51)	9.18 (4.12)	9.20 (4.02)	9.35 (3.27)	9.36 (3.19)
D. Freedom to own foreign currency bank accounts	10.00		10.00	10.00	10.00	10.00	10.00
4. Freedom to Trade Internationally		7.07	7.96	7.56	7.59	6.76	6.84
A. Tariffs		9.20	9.27	8.83	8.84	8.86	8.78
(i) Revenue from trade taxes (% of trade sector)		9.20 (1.2)	9.27 (1.09)	9.49 (0.76)	9.53 (0.71)	9.62 (0.57)	9.38 (0.93)
(ii) Mean tariff rate				9.06 (4.7)	9.06 (4.7)	9.06 (4.7)	9.06 (4.7)
(iii) Standard deviation of tariff rates				7.94 (5.15)	7.93 (5.17)	7.89 (5.26)	7.89 (5.26)
B. Regulatory trade barriers				7.25	7.27	4.01	4.45
(i) Non-tariff trade barriers				7.27	6.90	5.26	5.31
(ii) Compliance cost of importing and exporting				7.24	7.64	2.77	3.59
C. Black-market exchange rates	10.00	10.00	10.00	10.00	10.00	10.00	10.00
D. Controls of the movement of capital and people	2.00	2.00	4.61	4.14	4.23	4.17	4.14
(i) Foreign ownership/investment restrictions				3.72	3.60	3.24	3.13
(ii) Capital controls	2.00	2.00	4.61	4.61	5.00	3.08	3.08
(iii) Freedom of foreigners to visit				4.10	4.09	6.20	6.20
5. Regulation	5.13	4.99	6.46	7.47	7.24	7.39	7.43
A. Credit Market regulations	7.41	7.50	7.22	8.33	8.33	10.00	10.00
(i) Ownership of banks	5.00	5.00	5.00	10.00	10.00	10.00	10.00
(ii) Private sector credit	9.83	10.00	9.67	10.00	10.00	10.00	10.00
(iii) Interest rate controls / negative real interest rates			7.00	5.00	5.00	10.00	10.00
B. Labor Market regulations			5.69	7.78	7.16	6.69	6.58
(i) Hiring regulations and minimum wage			10.00	10.00	10.00	10.00	10.00
(ii) Hiring and firing regulations				5.53	4.83	4.80	4.66
(iii) Centralized collective bargaining				8.40	7.76	6.92	6.41
(iv) Hours regulations			10.00	10.00	6.00	4.00	4.00
(v) Mandated cost of worker dismissal			2.77	2.77	4.39	4.39	4.39
(vi) Conscriptation	1.00	0.00	0.00	10.00	10.00	10.00	10.00
C. Business regulations				6.30	6.23	5.48	5.72
(i) Administrative requirements				3.16	2.72	3.15	3.60
(ii) Bureaucracy costs				1.65	3.33	1.33	2.00
(iii) Starting a business			8.37	8.53	8.73	7.97	8.72
(iv) Extra payments/bribes/favoritism				7.13	5.37	4.14	4.00
(v) Licensing restrictions				8.68	8.58	7.39	7.07
(vi) Cost of Tax compliance			8.68	8.68	8.68	8.90	8.90

Kyrgyz Republic

	1980	1990	2000	2005	2010	2015	2016
	Rating (Rank)	Rating (Rank)	Rating (Rank)	Rating (Rank)	Rating (Rank)	Rating (Rank)	Rating (Rank)
Summary Ratings (Rank)				6.54 (79)	6.61 (95)	6.81 (85)	6.93 (77)
	Rating (Data)	Rating (Data)	Rating (Data)	Rating (Data)	Rating (Data)	Rating (Data)	Rating (Data)
1. Size of Government				6.62	7.36	7.14	7.08
A. Government consumption				6.43 (18.13)	6.34 (18.44)	6.89 (16.56)	6.67 (17.33)
B. Transfers and subsidies				9.43 (2.6)	8.62 (5.57)	7.15 (10.96)	7.15 (10.96)
C. Government enterprises and investment				4.00 (33.25)	6.00 (25.07)	6.00 (25.5)	6.00 (25.5)
D. Top marginal tax rate					8.50	8.50	8.50
(i) Top marginal income tax rate					10.00 (10)	10.00 (10)	10.00 (10)
(ii) Top marginal income and payroll tax rate					7.00 (31)	7.00 (32)	7.00 (32)
2. Legal System & Property Rights				3.98	4.31	4.20	4.26
A. Judicial independence				1.59	1.52	3.82	3.52
B. Impartial courts				2.44	2.62	3.44	3.31
C. Protection of property rights				3.33	2.37	4.22	4.20
D. Military interference in rule of law and politics				3.10	3.80	4.00	4.00
E. Integrity of the legal system							
F. Legal enforcement of contracts				6.74	6.74	4.52	4.52
G. Regulatory restrictions on sale of real property				9.22	9.18	9.87	9.87
H. Reliability of police				2.11	2.93	3.72	4.10
I. Business costs of crime				3.28	5.99	4.97	5.56
<i>Gender Disparity Adjustment</i>	1.00	1.00	1.00	1.00	0.96	0.74	0.74
3. Sound Money				8.65	8.21	8.64	9.36
A. Money growth				6.34 (18.28)	7.20 (14.02)	9.10 (4.5)	8.64 (6.8)
B. Standard deviation of inflation				9.11 (2.22)	7.22 (6.94)	6.74 (8.14)	8.88 (2.8)
C. Inflation: most recent year				9.13 (4.35)	8.41 (7.97)	8.70 (6.5)	9.92 (0.42)
D. Freedom to own foreign currency bank accounts				10.00	10.00	10.00	10.00
4. Freedom to Trade Internationally				6.61	6.38	7.36	7.32
A. Tariffs			9.69	8.80	8.69	8.11	8.13
(i) Revenue from trade taxes (% of trade sector)			9.69 (0.47)	9.63 (0.55)	9.01 (1.48)	8.17 (2.75)	8.15 (2.77)
(ii) Mean tariff rate				9.04 (4.8)	9.08 (4.6)	8.52 (7.4)	8.62 (6.9)
(iii) Standard deviation of tariff rates				7.72 (5.71)	7.98 (5.06)	7.63 (5.92)	7.63 (5.93)
B. Regulatory trade barriers				2.15	2.49	6.46	6.23
(i) Non-tariff trade barriers				3.98	4.47	4.89	4.96
(ii) Compliance cost of importing and exporting				0.32	0.50	8.02	7.50
C. Black-market exchange rates				10.00	10.00	10.00	10.00
D. Controls of the movement of capital and people				5.50	4.36	4.88	4.91
(i) Foreign ownership/investment restrictions				4.91	3.80	4.36	4.45
(ii) Capital controls				5.38	3.08	1.54	1.54
(iii) Freedom of foreigners to visit				6.20	6.20	8.74	8.74
5. Regulation				6.86	6.78	6.73	6.64
A. Credit Market regulations				9.19	7.86	8.36	8.46
(i) Ownership of banks				10.00	8.00	8.00	8.00
(ii) Private sector credit				9.56	7.57	9.08	9.37
(iii) Interest rate controls / negative real interest rates				8.00	8.00	8.00	8.00
B. Labor Market regulations				6.51	6.46	5.91	5.58
(i) Hiring regulations and minimum wage				6.70	5.00	5.00	5.00
(ii) Hiring and firing regulations				7.35	6.55	4.62	4.41
(iii) Centralized collective bargaining				7.59	8.43	7.10	5.33
(iv) Hours regulations				8.00	10.00	10.00	10.00
(v) Mandated cost of worker dismissal				8.42	7.76	7.76	7.76
(vi) Conscriptation				1.00	1.00	1.00	1.00
C. Business regulations				4.88	6.03	5.91	5.88
(i) Administrative requirements				1.83	3.45	4.19	3.86
(ii) Bureaucracy costs				2.97	4.70	2.67	2.67
(iii) Starting a business				9.21	9.64	9.66	9.66
(iv) Extra payments/bribes/favoritism				3.53	2.45	2.87	3.03
(v) Licensing restrictions				4.03	8.29	8.60	8.60
(vi) Cost of Tax compliance				7.74	7.65	7.48	7.48

Laos

	1980	1990	2000	2005	2010	2015	2016
	Rating (Rank)	Rating (Rank)	Rating (Rank)	Rating (Rank)	Rating (Rank)	Rating (Rank)	Rating (Rank)
Summary Ratings (Rank)						6.97 (76)	6.91 (81)
	Rating (Data)	Rating (Data)	Rating (Data)	Rating (Data)	Rating (Data)	Rating (Data)	Rating (Data)
1. Size of Government						8.48	7.84
A. Government consumption						6.62 (17.5)	6.52 (17.82)
B. Transfers and subsidies						9.84 (1.1)	9.84 (1.1)
C. Government enterprises and investment							6.00 (27.09)
D. Top marginal tax rate						9.00	9.00
(i) Top marginal income tax rate						9.00 (24)	9.00 (24)
(ii) Top marginal income and payroll tax rate						9.00 (24)	9.00 (24)
2. Legal System & Property Rights						5.98	5.94
A. Judicial independence						4.67	4.72
B. Impartial courts						4.89	4.62
C. Protection of property rights						4.60	4.83
D. Military interference in rule of law and politics						7.60	7.60
E. Integrity of the legal system							
F. Legal enforcement of contracts						5.21	5.21
G. Regulatory restrictions on sale of real property						8.67	8.67
H. Reliability of police						5.72	5.46
I. Business costs of crime						6.49	6.39
<i>Gender Disparity Adjustment</i>	1.00	1.00	1.00	1.00	1.00	1.00	1.00
3. Sound Money						7.35	7.34
A. Money growth						6.10 (19.49)	6.10 (19.49)
B. Standard deviation of inflation						8.53 (3.66)	8.54 (3.64)
C. Inflation: most recent year						9.74 (1.28)	9.70 (1.51)
D. Freedom to own foreign currency bank accounts						5.00	5.00
4. Freedom to Trade Internationally						6.74	6.83
A. Tariffs						7.72	8.20
(i) Revenue from trade taxes (% of trade sector)						8.57 (2.15)	8.95 (1.58)
(ii) Mean tariff rate						8.00 (10)	8.30 (8.5)
(iii) Standard deviation of tariff rates						6.60 (8.5)	7.35 (6.63)
B. Regulatory trade barriers						3.59	3.54
(i) Non-tariff trade barriers						5.57	5.48
(ii) Compliance cost of importing and exporting						1.61	1.61
C. Black-market exchange rates						10.00	10.00
D. Controls of the movement of capital and people						5.65	5.58
(i) Foreign ownership/investment restrictions						5.27	5.07
(ii) Capital controls						1.67	1.67
(iii) Freedom of foreigners to visit						10.00	10.00
5. Regulation						6.31	6.59
A. Credit Market regulations						8.27	9.13
(i) Ownership of banks							
(ii) Private sector credit						8.54	8.25
(iii) Interest rate controls / negative real interest rates						8.00	10.00
B. Labor Market regulations						4.92	4.85
(i) Hiring regulations and minimum wage						5.57	5.57
(ii) Hiring and firing regulations						5.01	4.86
(iii) Centralized collective bargaining						6.94	6.66
(iv) Hours regulations						10.00	10.00
(v) Mandated cost of worker dismissal						1.02	1.02
(vi) Conscriptation						1.00	1.00
C. Business regulations						5.75	5.79
(i) Administrative requirements						4.84	4.80
(ii) Bureaucracy costs					3.33	1.78	1.78
(iii) Starting a business						7.81	7.82
(iv) Extra payments/bribes/favoritism						4.56	4.84
(v) Licensing restrictions						9.57	9.57
(vi) Cost of Tax compliance						5.94	5.94

Latvia

	1980	1990	2000	2005	2010	2015	2016
	Rating (Rank)	Rating (Rank)	Rating (Rank)	Rating (Rank)	Rating (Rank)	Rating (Rank)	Rating (Rank)
Summary Ratings (Rank)			7.24 (39)	7.62 (21)	7.23 (50)	7.72 (18)	7.64 (23)
	Rating (Data)	Rating (Data)	Rating (Data)	Rating (Data)	Rating (Data)	Rating (Data)	Rating (Data)
1. Size of Government			5.18	7.35	5.40	6.39	6.65
A. Government consumption		7.65 (13.99)	4.94 (23.22)	5.25 (22.15)	5.18 (22.4)	5.05 (22.82)	5.09 (22.68)
B. Transfers and subsidies			5.80 (15.91)	7.63 (9.2)	3.91 (22.86)	7.02 (11.44)	7.02 (11.44)
C. Government enterprises and investment			4.00	10.00 (11.02)	7.00 (24.27)	7.00 (21.49)	8.00 (19.24)
D. Top marginal tax rate			6.00	6.50	5.50	6.50	6.50
(i) Top marginal income tax rate			9.00 (25)	9.00 (25)	8.00 (26)	9.00 (23)	9.00 (23)
(ii) Top marginal income and payroll tax rate			3.00 (48)	4.00 (45)	3.00 (47)	4.00 (44)	4.00 (44)
2. Legal System & Property Rights			7.05	6.72	6.40	6.40	6.20
A. Judicial independence				4.65	4.68	4.96	4.37
B. Impartial courts			6.20	4.58	3.44	3.22	2.66
C. Protection of property rights			3.82	6.46	5.22	5.69	5.06
D. Military interference in rule of law and politics			8.33	8.33	8.33	8.33	8.33
E. Integrity of the legal system			8.33	8.33	8.33	8.33	8.33
F. Legal enforcement of contracts			7.32	7.39	6.28	5.53	5.53
G. Regulatory restrictions on sale of real property			8.27	8.32	9.00	9.03	9.03
H. Reliability of police				5.53	5.34	5.31	5.43
I. Business costs of crime				6.89	6.98	7.19	7.01
<i>Gender Disparity Adjustment</i>	1.00	1.00	1.00	1.00	1.00	1.00	1.00
3. Sound Money		6.43	8.55	8.68	8.93	9.47	9.32
A. Money growth			6.81 (15.97)	7.41 (12.93)	9.23 (-3.86)	8.75 (6.25)	7.85 (10.77)
B. Standard deviation of inflation		7.44 (6.39)	7.93 (5.17)	8.65 (3.37)	6.72 (8.2)	9.17 (2.07)	9.47 (1.31)
C. Inflation: most recent year		6.85 (15.74)	9.47 (2.65)	8.65 (6.76)	9.78 (-1.09)	9.96 (0.2)	9.97 (0.13)
D. Freedom to own foreign currency bank accounts		5.00	10.00	10.00	10.00	10.00	10.00
4. Freedom to Trade Internationally			8.19	8.15	8.05	8.35	8.35
A. Tariffs			8.33	8.39	8.34	8.36	8.27
(i) Revenue from trade taxes (% of trade sector)			9.78 (0.33)	9.59 (0.62)	9.63 (0.55)	9.10 (1.35)	9.00 (1.5)
(ii) Mean tariff rate			8.88 (5.6)	9.46 (2.7)	8.98 (5.1)	8.98 (5.1)	8.96 (5.2)
(iii) Standard deviation of tariff rates			6.32 (9.2)	6.13 (9.67)	6.41 (8.98)	7.00 (7.5)	6.84 (7.9)
B. Regulatory trade barriers			6.82	7.46	7.49	7.90	8.05
(i) Non-tariff trade barriers			5.30	6.42	6.33	6.37	6.69
(ii) Compliance cost of importing and exporting			8.33	8.49	8.64	9.42	9.42
C. Black-market exchange rates		0.00	10.00	10.00	10.00	10.00	10.00
D. Controls of the movement of capital and people		0.00	7.60	6.73	6.37	7.13	7.08
(i) Foreign ownership/investment restrictions			8.28	6.87	5.77	6.72	6.58
(ii) Capital controls		0.00	6.92	6.92	6.92	6.92	6.92
(iii) Freedom of foreigners to visit				6.40	6.42	7.74	7.74
5. Regulation			7.24	7.22	7.39	8.01	7.66
A. Credit Market regulations			9.61	9.53	8.57	9.09	8.43
(i) Ownership of banks			10.00	10.00	8.00	8.00	8.00
(ii) Private sector credit			8.82	9.59	7.72	9.26	9.29
(iii) Interest rate controls / negative real interest rates			10.00	9.00	10.00	10.00	8.00
B. Labor Market regulations			5.42	5.71	6.71	7.64	7.56
(i) Hiring regulations and minimum wage			3.33	3.30	2.23	5.00	5.00
(ii) Hiring and firing regulations			3.93	5.26	5.28	4.64	4.16
(iii) Centralized collective bargaining			7.85	8.30	7.00	8.42	8.43
(iv) Hours regulations			6.00	6.00	8.00	10.00	10.00
(v) Mandated cost of worker dismissal			8.42	8.42	7.76	7.76	7.76
(vi) Conscriptation		0.00	3.00	3.00	10.00	10.00	10.00
C. Business regulations			6.68	6.40	6.88	7.32	7.00
(i) Administrative requirements			7.18	3.88	3.80	3.84	3.18
(ii) Bureaucracy costs			4.73	4.53	8.79	9.33	9.11
(iii) Starting a business			9.25	9.37	9.46	9.81	9.81
(iv) Extra payments/bribes/favoritism			5.84	6.44	4.93	4.32	3.99
(v) Licensing restrictions				7.79	7.54	8.52	7.79
(vi) Cost of Tax compliance			6.41	6.41	6.75	8.11	8.11

Lebanon

	1980	1990	2000	2005	2010	2015	2016
	Rating (Rank)	Rating (Rank)	Rating (Rank)	Rating (Rank)	Rating (Rank)	Rating (Rank)	Rating (Rank)
Summary Ratings (Rank)					7.21 (54)	7.01 (74)	6.99 (74)
	Rating (Data)	Rating (Data)	Rating (Data)	Rating (Data)	Rating (Data)	Rating (Data)	Rating (Data)
1. Size of Government				8.65	9.22	8.78	8.67
A. Government consumption				7.30 (15.18)	8.16 (12.27)	8.01 (12.78)	7.55 (14.34)
B. Transfers and subsidies					8.73 (5.18)	8.13 (7.37)	8.13 (7.37)
C. Government enterprises and investment				10.00 (11.9)	10.00 (6.7)	10.00 (11.69)	10.00 (7.55)
D. Top marginal tax rate					10.00	9.00	9.00
(i) Top marginal income tax rate					10.00 (20)	10.00 (20)	10.00 (20)
(ii) Top marginal income and payroll tax rate						8.00 (26)	8.00 (26)
2. Legal System & Property Rights					4.16	4.05	3.95
A. Judicial independence					2.48	3.40	3.42
B. Impartial courts					2.94	3.36	2.92
C. Protection of property rights					5.76	5.49	5.30
D. Military interference in rule of law and politics					3.33	3.33	3.33
E. Integrity of the legal system					6.67	6.67	6.67
F. Legal enforcement of contracts					3.16	3.16	3.16
G. Regulatory restrictions on sale of real property					7.62	7.42	7.42
H. Reliability of police					3.94	4.18	4.09
I. Business costs of crime					6.25	4.82	4.51
<i>Gender Disparity Adjustment</i>	0.78	0.78	0.78	0.78	0.78	0.74	0.74
3. Sound Money					9.33	9.57	9.69
A. Money growth					9.35 (3.26)	9.86 (0.69)	9.99 (0.07)
B. Standard deviation of inflation					8.78 (3.05)	9.16 (2.09)	8.96 (2.61)
C. Inflation: most recent year					9.20 (3.99)	9.25 (-3.75)	9.84 (-0.81)
D. Freedom to own foreign currency bank accounts					10.00	10.00	10.00
4. Freedom to Trade Internationally					7.16	6.89	6.82
A. Tariffs					7.09	7.97	7.83
(i) Revenue from trade taxes (% of trade sector)					8.67 (2)	9.45 (0.82)	9.13 (1.3)
(ii) Mean tariff rate					8.74 (6.3)	8.88 (5.6)	8.86 (5.7)
(iii) Standard deviation of tariff rates					3.88 (15.31)	5.59 (11.03)	5.49 (11.29)
B. Regulatory trade barriers					6.06	4.25	4.15
(i) Non-tariff trade barriers					5.80	5.38	5.17
(ii) Compliance cost of importing and exporting					6.32	3.12	3.12
C. Black-market exchange rates					10.00	10.00	10.00
D. Controls of the movement of capital and people					5.47	5.35	5.29
(i) Foreign ownership/investment restrictions					5.79	5.22	5.04
(ii) Capital controls					1.54	1.54	1.54
(iii) Freedom of foreigners to visit					9.07	9.29	9.29
5. Regulation					6.20	5.74	5.83
A. Credit Market regulations					5.00	5.00	5.00
(i) Ownership of banks							
(ii) Private sector credit					0.00	0.00	0.00
(iii) Interest rate controls / negative real interest rates					10.00	10.00	10.00
B. Labor Market regulations					8.11	7.12	7.53
(i) Hiring regulations and minimum wage					5.57	5.57	5.57
(ii) Hiring and firing regulations					5.25	4.77	5.00
(iii) Centralized collective bargaining					7.82	6.87	6.60
(iv) Hours regulations					10.00	8.00	8.00
(v) Mandated cost of worker dismissal					10.00	7.51	10.00
(vi) Conscriptation					10.00	10.00	10.00
C. Business regulations					5.49	5.09	4.95
(i) Administrative requirements					3.35	3.40	3.10
(ii) Bureaucracy costs					2.88	0.67	0.44
(iii) Starting a business					8.89	8.96	8.94
(iv) Extra payments/bribes/favoritism					2.90	2.62	2.39
(v) Licensing restrictions					6.92	6.93	6.85
(vi) Cost of Tax compliance					7.98	7.97	7.97

Lesotho

	1980	1990	2000	2005	2010	2015	2016
	Rating (Rank)	Rating (Rank)	Rating (Rank)	Rating (Rank)	Rating (Rank)	Rating (Rank)	Rating (Rank)
Summary Ratings (Rank)				5.74 (121)	6.08 (123)	6.49 (109)	6.38 (114)
	Rating (Data)	Rating (Data)	Rating (Data)	Rating (Data)	Rating (Data)	Rating (Data)	Rating (Data)
1. Size of Government				4.63	4.85	4.84	4.88
A. Government consumption				2.74 (30.67)	3.82 (27)	2.45 (31.66)	2.64 (31.04)
B. Transfers and subsidies				7.16 (10.92)	8.71 (5.22)	8.89 (4.56)	8.89 (4.56)
C. Government enterprises and investment				4.00 (31.66)	2.00 (44.64)	0.00 (58.6)	0.00 (58.6)
D. Top marginal tax rate						8.00	8.00
(i) Top marginal income tax rate						8.00 (30)	8.00 (30)
(ii) Top marginal income and payroll tax rate						8.00 (30)	8.00 (30)
2. Legal System & Property Rights				3.10	4.32	5.76	5.45
A. Judicial independence				5.00	3.13	5.89	4.59
B. Impartial courts				4.68	3.36	4.29	4.12
C. Protection of property rights				3.95	4.08	5.36	4.42
D. Military interference in rule of law and politics				7.10	7.60	6.00	6.00
E. Integrity of the legal system							
F. Legal enforcement of contracts				4.04	3.82	3.93	3.93
G. Regulatory restrictions on sale of real property				5.36	5.46	6.49	6.52
H. Reliability of police				3.74	3.93	7.83	7.54
I. Business costs of crime				3.29	4.49	8.95	8.96
<i>Gender Disparity Adjustment</i>	0.11	0.11	0.33	0.33	0.93	0.89	0.89
3. Sound Money				8.08	7.84	7.91	7.84
A. Money growth				8.92 (5.38)	8.08 (9.62)	8.66 (6.71)	9.30 (3.48)
B. Standard deviation of inflation				9.10 (2.24)	9.00 (2.5)	8.61 (3.46)	8.37 (4.07)
C. Inflation: most recent year				9.31 (3.44)	9.28 (3.58)	9.36 (3.18)	8.68 (6.61)
D. Freedom to own foreign currency bank accounts				5.00	5.00	5.00	5.00
4. Freedom to Trade Internationally				5.99	6.18	6.47	6.34
A. Tariffs			0.00	4.57	4.67	4.69	4.70
(i) Revenue from trade taxes (% of trade sector)			0.00 (15.81)	0.00 (17.36)	0.00 (23.76)	0.00 (20.93)	0.00 (20.93)
(ii) Mean tariff rate				8.02 (9.9)	8.48 (7.6)	8.48 (7.6)	8.48 (7.6)
(iii) Standard deviation of tariff rates				5.70 (10.74)	5.53 (11.17)	5.59 (11.02)	5.62 (10.94)
B. Regulatory trade barriers				4.28	5.10	7.00	6.79
(i) Non-tariff trade barriers				5.15	4.81	4.28	3.85
(ii) Compliance cost of importing and exporting				3.42	5.38	9.73	9.73
C. Black-market exchange rates				10.00	10.00	10.00	10.00
D. Controls of the movement of capital and people				5.11	4.95	4.17	3.85
(i) Foreign ownership/investment restrictions				6.71	6.24	5.11	4.16
(ii) Capital controls				2.31	2.31	2.31	2.31
(iii) Freedom of foreigners to visit				6.30	6.31	5.09	5.09
5. Regulation				6.89	7.20	7.46	7.37
A. Credit Market regulations		9.92		10.00	10.00	9.67	9.67
(i) Ownership of banks				10.00	10.00	10.00	10.00
(ii) Private sector credit		9.92		10.00	10.00	10.00	10.00
(iii) Interest rate controls / negative real interest rates				10.00	10.00	9.00	9.00
B. Labor Market regulations				6.77	6.56	6.64	6.57
(i) Hiring regulations and minimum wage				7.80	7.77	6.67	6.67
(ii) Hiring and firing regulations				4.49	4.34	4.38	4.11
(iii) Centralized collective bargaining				4.38	6.12	4.23	4.11
(iv) Hours regulations				8.00	8.00	8.00	8.00
(v) Mandated cost of worker dismissal				5.92	6.55	6.55	6.55
(vi) Conscriptation				10.00		10.00	10.00
C. Business regulations				3.90	5.06	6.08	5.87
(i) Administrative requirements				2.53	3.42	5.38	4.48
(ii) Bureaucracy costs				1.30	5.45	4.44	4.44
(iii) Starting a business				7.19	8.42	8.99	8.99
(iv) Extra payments/bribes/favoritism				5.32	3.56	3.30	3.12
(v) Licensing restrictions				3.40	3.12	7.98	7.91
(vi) Cost of Tax compliance				3.68	6.37	6.37	6.27

Liberia

	1980	1990	2000	2005	2010	2015	2016
	Rating (Rank)	Rating (Rank)	Rating (Rank)	Rating (Rank)	Rating (Rank)	Rating (Rank)	Rating (Rank)
Summary Ratings (Rank)						6.87 (80)	6.56 (100)
	Rating (Data)	Rating (Data)	Rating (Data)	Rating (Data)	Rating (Data)	Rating (Data)	Rating (Data)
1. Size of Government						8.49	7.36
A. Government consumption						8.82 (10.01)	8.81 (10.04)
B. Transfers and subsidies						8.64 (5.47)	8.64 (5.47)
C. Government enterprises and investment							4.00 (37.91)
D. Top marginal tax rate						8.00	8.00
(i) Top marginal income tax rate						9.00 (25)	9.00 (25)
(ii) Top marginal income and payroll tax rate						7.00 (31)	7.00 (31)
2. Legal System & Property Rights						4.68	4.19
A. Judicial independence						4.66	3.85
B. Impartial courts						4.61	3.95
C. Protection of property rights						5.31	4.61
D. Military interference in rule of law and politics						5.00	5.00
E. Integrity of the legal system						5.30	3.33
F. Legal enforcement of contracts						2.87	2.87
G. Regulatory restrictions on sale of real property						4.90	4.63
H. Reliability of police						4.29	4.28
I. Business costs of crime						5.14	5.16
<i>Gender Disparity Adjustment</i>	0.89	0.89	0.89	0.89	1.00	1.00	1.00
3. Sound Money						9.12	9.36
A. Money growth						9.41 (-2.95)	9.68 (1.61)
B. Standard deviation of inflation						8.62 (3.44)	9.54 (1.16)
C. Inflation: most recent year						8.44 (7.78)	8.23 (8.83)
D. Freedom to own foreign currency bank accounts						10.00	10.00
4. Freedom to Trade Internationally						6.10	6.19
A. Tariffs						7.14	7.14
(i) Revenue from trade taxes (% of trade sector)						6.43 (5.35)	6.43 (5.35)
(ii) Mean tariff rate						7.96 (10.2)	7.96 (10.2)
(iii) Standard deviation of tariff rates						7.02 (7.45)	7.02 (7.02)
B. Regulatory trade barriers						2.23	2.28
(i) Non-tariff trade barriers						4.46	4.55
(ii) Compliance cost of importing and exporting						0.00	0.00
C. Black-market exchange rates						10.00	10.00
D. Controls of the movement of capital and people						5.04	5.34
(i) Foreign ownership/investment restrictions						4.89	5.78
(ii) Capital controls						8.46	8.46
(iii) Freedom of foreigners to visit						1.77	1.77
5. Regulation						5.96	5.70
A. Credit Market regulations						4.50	4.50
(i) Ownership of banks							
(ii) Private sector credit						0.00	0.00
(iii) Interest rate controls / negative real interest rates						9.00	9.00
B. Labor Market regulations						6.75	6.24
(i) Hiring regulations and minimum wage						10.00	6.67
(ii) Hiring and firing regulations						4.68	4.41
(iii) Centralized collective bargaining						4.72	5.26
(iv) Hours regulations						8.00	8.00
(v) Mandated cost of worker dismissal						3.09	3.09
(vi) Conscription					10.00	10.00	10.00
C. Business regulations						6.63	6.35
(i) Administrative requirements						4.86	4.55
(ii) Bureaucracy costs					4.09	2.44	2.22
(iii) Starting a business						9.68	9.64
(iv) Extra payments/bribes/favoritism						4.64	3.82
(v) Licensing restrictions						9.70	9.43
(vi) Cost of Tax compliance						8.44	8.44

Libya

	1980	1990	2000	2005	2010	2015	2016
	Rating (Rank)	Rating (Rank)	Rating (Rank)	Rating (Rank)	Rating (Rank)	Rating (Rank)	Rating (Rank)
Summary Ratings (Rank)						4.89 (155)	4.74 (161)
	Rating (Data)	Rating (Data)	Rating (Data)	Rating (Data)	Rating (Data)	Rating (Data)	Rating (Data)
1. Size of Government						4.75	4.75
A. Government consumption					1.28 (35.66)	0.00 (55.52)	0.00 (56.68)
B. Transfers and subsidies							
C. Government enterprises and investment							
D. Top marginal tax rate						9.50	9.50
(i) Top marginal income tax rate						10.00 (14)	10.00 (14)
(ii) Top marginal income and payroll tax rate						9.00 (25)	9.00 (25)
2. Legal System & Property Rights						3.21	3.21
A. Judicial independence						3.40	3.40
B. Impartial courts						2.33	2.33
C. Protection of property rights						3.28	3.28
D. Military interference in rule of law and politics						5.00	5.00
E. Integrity of the legal system						6.67	6.67
F. Legal enforcement of contracts						3.62	3.62
G. Regulatory restrictions on sale of real property							
H. Reliability of police						1.67	1.67
I. Business costs of crime						2.45	2.45
<i>Gender Disparity Adjustment</i>	0.80	0.80	0.80	0.80	0.80	0.80	0.80
3. Sound Money						6.61	5.66
A. Money growth						7.47 (12.67)	7.00 (14.99)
B. Standard deviation of inflation						0.94 (22.66)	1.06 (22.35)
C. Inflation: most recent year						8.04 (9.8)	4.58 (27.1)
D. Freedom to own foreign currency bank accounts						10.00	10.00
4. Freedom to Trade Internationally						4.76	4.76
A. Tariffs							
(i) Revenue from trade taxes (% of trade sector)							
(ii) Mean tariff rate							
(iii) Standard deviation of tariff rates							
B. Regulatory trade barriers						4.88	4.88
(i) Non-tariff trade barriers						5.51	5.51
(ii) Compliance cost of importing and exporting						4.26	4.26
C. Black-market exchange rates						7.37	7.37
D. Controls of the movement of capital and people						2.04	2.04
(i) Foreign ownership/investment restrictions						5.01	5.01
(ii) Capital controls						0.77	0.77
(iii) Freedom of foreigners to visit						0.33	0.33
5. Regulation						5.13	5.30
A. Credit Market regulations						6.67	6.67
(i) Ownership of banks						0.00	0.00
(ii) Private sector credit						10.00	10.00
(iii) Interest rate controls / negative real interest rates						10.00	10.00
B. Labor Market regulations						5.76	6.28
(i) Hiring regulations and minimum wage						6.10	7.23
(ii) Hiring and firing regulations						2.65	2.65
(iii) Centralized collective bargaining						5.39	5.39
(iv) Hours regulations						6.00	8.00
(v) Mandated cost of worker dismissal						4.39	4.39
(vi) Conscription						10.00	10.00
C. Business regulations						2.96	2.96
(i) Administrative requirements						3.21	3.21
(ii) Bureaucracy costs					0.00	0.00	0.00
(iii) Starting a business						8.41	8.43
(iv) Extra payments/bribes/favoritism						3.13	3.13
(v) Licensing restrictions							
(vi) Cost of Tax compliance						0.03	0.03

Lithuania

	1980	1990	2000	2005	2010	2015	2016
	Rating (Rank)	Rating (Rank)	Rating (Rank)	Rating (Rank)	Rating (Rank)	Rating (Rank)	Rating (Rank)
Summary Ratings (Rank)			6.92 (53)	7.37 (40)	7.47 (29)	7.86 (13)	7.86 (13)
	Rating (Data)	Rating (Data)	Rating (Data)	Rating (Data)	Rating (Data)	Rating (Data)	Rating (Data)
1. Size of Government			5.45	6.28	6.79	7.18	7.23
A. Government consumption		4.34 (25.25)	4.44 (24.9)	5.78 (20.35)	4.83 (23.57)	5.36 (21.78)	5.57 (21.07)
B. Transfers and subsidies			6.92 (11.82)	6.83 (12.13)	5.35 (17.58)	6.37 (13.84)	6.37 (13.84)
C. Government enterprises and investment				8.00 (15.88)	10.00 (9.8)	10.00	10.00
D. Top marginal tax rate			5.00	4.50	7.00	7.00	7.00
(i) Top marginal income tax rate			7.00 (33)	7.00 (33)	10.00 (15)	10.00 (15)	10.00 (15)
(ii) Top marginal income and payroll tax rate			3.00 (50)	2.00 (51)	4.00 (41)	4.00 (42)	4.00 (42)
2. Legal System & Property Rights			7.17	6.37	6.45	6.53	6.50
A. Judicial independence				3.96	3.99	5.23	5.36
B. Impartial courts			6.07	4.31	4.28	3.96	3.69
C. Protection of property rights			3.20	6.51	5.58	5.62	5.57
D. Military interference in rule of law and politics			8.33	8.33	8.33	8.33	8.33
E. Integrity of the legal system			8.33	6.67	6.67	6.67	6.67
F. Legal enforcement of contracts			7.45	7.45	6.96	6.24	6.24
G. Regulatory restrictions on sale of real property			9.65	9.71	9.68	9.67	9.67
H. Reliability of police				4.54	5.27	6.20	6.21
I. Business costs of crime				5.82	7.27	6.88	6.76
<i>Gender Disparity Adjustment</i>	1.00	1.00	1.00	1.00	1.00	1.00	1.00
3. Sound Money		7.49	7.09	8.83	9.37	9.41	9.34
A. Money growth			7.47 (12.63)	6.96 (15.19)	9.76 (-1.22)	8.70 (6.52)	7.96 (10.2)
B. Standard deviation of inflation			6.09 (9.77)	8.91 (2.73)	7.97 (5.08)	9.12 (2.21)	9.58 (1.05)
C. Inflation: most recent year		9.97 (-0.15)	9.80 (1.01)	9.47 (2.66)	9.74 (1.32)	9.82 (-0.88)	9.82 (0.91)
D. Freedom to own foreign currency bank accounts		5.00	5.00	10.00	10.00	10.00	10.00
4. Freedom to Trade Internationally			8.33	7.99	7.65	8.20	8.19
A. Tariffs			8.50	8.39	8.34	8.36	8.27
(i) Revenue from trade taxes (% of trade sector)			9.78 (0.33)	9.59 (0.62)	9.63 (0.55)	9.10 (1.35)	9.00 (1.5)
(ii) Mean tariff rate			8.92 (5.4)	9.46 (2.7)	8.98 (5.1)	8.98 (5.1)	8.96 (5.2)
(iii) Standard deviation of tariff rates			6.80 (8)	6.13 (9.67)	6.41 (8.98)	7.00 (7.5)	6.84 (7.9)
B. Regulatory trade barriers			7.02	7.37	7.35	7.59	7.66
(i) Non-tariff trade barriers			5.20	6.10	5.84	5.46	5.60
(ii) Compliance cost of importing and exporting			8.83	8.64	8.85	9.72	9.72
C. Black-market exchange rates		0.00	10.00	10.00	10.00	10.00	10.00
D. Controls of the movement of capital and people		0.00	7.81	6.20	4.91	6.84	6.84
(i) Foreign ownership/investment restrictions			8.12	6.03	5.24	5.85	5.85
(ii) Capital controls		0.00	7.50	6.15	3.08	6.92	6.92
(iii) Freedom of foreigners to visit				6.40	6.42	7.74	7.74
5. Regulation			6.57	7.36	7.08	8.00	8.04
A. Credit Market regulations		0.00	7.00	9.92	6.67	9.86	9.85
(i) Ownership of banks		0.00	5.00	10.00	10.00	10.00	10.00
(ii) Private sector credit			6.99	9.75	0.00	9.58	9.54
(iii) Interest rate controls / negative real interest rates			9.00	10.00	10.00	10.00	10.00
B. Labor Market regulations			4.69	5.46	7.42	6.57	6.58
(i) Hiring regulations and minimum wage			3.01	6.70	8.33	8.33	8.33
(ii) Hiring and firing regulations			2.75	3.55	3.66	3.71	3.71
(iii) Centralized collective bargaining			8.17	8.28	8.29	8.11	8.17
(iv) Hours regulations			4.00	4.00	8.00	10.00	10.00
(v) Mandated cost of worker dismissal			7.22	7.22	6.26	6.26	6.26
(vi) Conscriptation		0.00	3.00	3.00	10.00	3.00	3.00
C. Business regulations			8.02	6.70	7.16	7.58	7.68
(i) Administrative requirements			7.28	3.34	2.94	3.63	3.43
(ii) Bureaucracy costs			7.48	4.81	9.09	9.78	9.56
(iii) Starting a business			8.92	8.98	9.15	9.75	9.75
(iv) Extra payments/bribes/favoritism			8.29	6.86	5.17	4.99	4.88
(v) Licensing restrictions				8.05	8.56	9.24	9.70
(vi) Cost of Tax compliance			8.14	8.14	8.04	8.08	8.77

Luxembourg

	1980	1990	2000	2005	2010	2015	2016
	Rating (Rank)	Rating (Rank)	Rating (Rank)	Rating (Rank)	Rating (Rank)	Rating (Rank)	Rating (Rank)
Summary Ratings (Rank)	8.05 (3)	8.07 (7)	8.18 (9)	7.60 (23)	7.53 (25)	7.64 (27)	7.60 (25)
	Rating (Data)	Rating (Data)	Rating (Data)	Rating (Data)	Rating (Data)	Rating (Data)	Rating (Data)
1. Size of Government	6.77	4.73	4.78	4.35	4.03	4.17	4.17
A. Government consumption	6.54 (17.75)	6.54 (17.77)	3.15 (29.3)	2.40 (31.84)	1.62 (34.5)	1.30 (35.58)	1.31 (35.56)
B. Transfers and subsidies		2.89 (26.6)	4.47 (20.81)	4.01 (22.5)	3.49 (24.39)	3.87 (22.99)	3.87 (22.99)
C. Government enterprises and investment	7.00 (22)	8.00 (19.2)	8.00 (19.2)	7.00 (21.91)	7.00 (24.7)	7.00 (20.86)	7.00 (22.54)
D. Top marginal tax rate		1.50	3.50	4.00	4.00	4.50	4.50
(i) Top marginal income tax rate		1.00 (56)	4.00 (48.5)	5.00 (39)	5.00 (39)	5.00 (43)	5.00 (43)
(ii) Top marginal income and payroll tax rate		2.00 (58)	3.00 (54)	3.00 (46)	3.00 (46)	4.00 (49)	4.00 (49)
2. Legal System & Property Rights	7.83	8.35	8.62	8.09	8.29	8.36	8.35
A. Judicial independence			7.30	7.43	8.49	8.64	8.64
B. Impartial courts			8.20	7.44	7.22	7.36	7.24
C. Protection of property rights	8.60	10.00	7.60	8.84	8.82	8.87	8.86
D. Military interference in rule of law and politics			10.00	10.00	10.00	10.00	10.00
E. Integrity of the legal system	10.00	10.00	10.00	10.00	10.00	10.00	10.00
F. Legal enforcement of contracts				7.51	7.46	7.46	7.46
G. Regulatory restrictions on sale of real property				6.10	6.13	6.18	6.18
H. Reliability of police				7.85	8.12	8.74	8.69
I. Business costs of crime				7.66	8.38	7.96	8.09
<i>Gender Disparity Adjustment</i>	1.00	1.00	1.00	1.00	1.00	1.00	1.00
3. Sound Money	9.05	9.53	9.75	9.47	9.35	9.46	9.31
A. Money growth	9.22 (3.88)	9.27 (3.64)	9.81 (0.95)	9.20 (4)	8.87 (5.65)	8.55 (7.24)	7.97 (10.15)
B. Standard deviation of inflation	8.56 (3.6)	9.52 (1.2)	9.84 (0.41)	9.18 (2.05)	9.00 (2.49)	9.37 (1.58)	9.33 (1.67)
C. Inflation: most recent year	8.42 (7.92)	9.32 (3.42)	9.37 (3.15)	9.50 (2.49)	9.54 (2.28)	9.91 (0.47)	9.94 (0.3)
D. Freedom to own foreign currency bank accounts	10.00	10.00	10.00	10.00	10.00	10.00	10.00
4. Freedom to Trade Internationally	9.70	9.51	9.44	8.47	8.38	8.30	8.31
A. Tariffs	9.09	8.52	9.18	8.39	8.34	8.36	8.27
(i) Revenue from trade taxes (% of trade sector)	9.93 (0.1)	9.93 (0.1)	9.78 (0.33)	9.59 (0.62)	9.63 (0.55)	9.10 (1.35)	9.00 (1.5)
(ii) Mean tariff rate	8.24 (8.8)	8.52 (7.4)	9.52 (2.4)	9.46 (2.7)	8.98 (5.1)	8.98 (5.1)	8.96 (5.2)
(iii) Standard deviation of tariff rates		7.12 (7.2)	8.24 (4.4)	6.13 (9.67)	6.41 (8.98)	7.00 (7.5)	6.84 (7.9)
B. Regulatory trade barriers			9.02	8.68	8.83	8.21	8.35
(i) Non-tariff trade barriers			8.20	8.07	8.37	6.46	6.74
(ii) Compliance cost of importing and exporting			8.83	9.29	9.29	9.96	9.96
C. Black-market exchange rates	10.00	10.00	10.00	10.00	10.00	10.00	10.00
D. Controls of the movement of capital and people	10.00	10.00	9.56	6.79	6.34	6.65	6.62
(i) Foreign ownership/investment restrictions			9.90	8.59	8.75	8.35	8.27
(ii) Capital controls	10.00	10.00	9.23	5.38	3.85	3.85	3.85
(iii) Freedom of foreigners to visit				6.40	6.42	7.74	7.74
5. Regulation	6.90	8.24	8.31	7.61	7.58	7.90	7.87
A. Credit Market regulations	10.00	10.00	10.00	9.33	9.21	9.33	9.33
(i) Ownership of banks	10.00	10.00	10.00	8.00	8.00	8.00	8.00
(ii) Private sector credit			10.00	10.00	9.63	10.00	10.00
(iii) Interest rate controls / negative real interest rates	10.00	10.00	10.00	10.00	10.00	10.00	10.00
B. Labor Market regulations		6.48	6.61	5.80	5.70	6.35	6.33
(i) Hiring regulations and minimum wage				3.30	2.23	2.23	2.23
(ii) Hiring and firing regulations		4.28	4.17	4.60	3.93	4.83	4.46
(iii) Centralized collective bargaining	5.18	5.18	5.67	6.49	5.55	6.54	6.76
(iv) Hours regulations				4.00	4.00	6.00	6.00
(v) Mandated cost of worker dismissal				6.38	8.50	8.50	8.50
(vi) Conscriptation	10.00	10.00	10.00	10.00	10.00	10.00	10.00
C. Business regulations				7.69	7.84	8.01	7.95
(i) Administrative requirements				4.94	4.32	5.89	5.69
(ii) Bureaucracy costs				6.78	7.27	7.11	7.11
(iii) Starting a business				8.97	9.30	9.39	9.39
(iv) Extra payments/bribes/favoritism				8.77	8.47	7.92	7.78
(v) Licensing restrictions				7.34	8.32	8.36	8.36
(vi) Cost of Tax compliance				9.35	9.34	9.38	9.38

Macedonia

	1980	1990	2000	2005	2010	2015	2016
	Rating (Rank)	Rating (Rank)	Rating (Rank)	Rating (Rank)	Rating (Rank)	Rating (Rank)	Rating (Rank)
Summary Ratings (Rank)				6.42 (86)	6.93 (73)	7.16 (66)	7.13 (68)
	Rating (Data)	Rating (Data)	Rating (Data)	Rating (Data)	Rating (Data)	Rating (Data)	Rating (Data)
1. Size of Government				5.71	5.82	6.26	6.28
A. Government consumption			6.94 (16.42)	6.03 (19.51)	6.03 (19.49)	6.00 (19.59)	6.06 (19.4)
B. Transfers and subsidies				6.81 (12.21)	4.76 (19.74)	4.55 (20.49)	4.55 (20.49)
C. Government enterprises and investment				4.00 (35.72)	4.00 (33.8)	6.00 (28)	6.00 (26)
D. Top marginal tax rate				6.00	8.50	8.50	8.50
(i) Top marginal income tax rate				9.00 (24)	10.00 (10)	10.00 (10)	10.00 (10)
(ii) Top marginal income and payroll tax rate				3.00 (47)	7.00 (34)	7.00 (34)	7.00 (34)
2. Legal System & Property Rights			5.89	4.19	5.13	5.07	5.07
A. Judicial independence				2.37	3.15	3.46	3.46
B. Impartial courts				3.19	3.44	3.74	3.74
C. Protection of property rights				4.12	4.42	5.12	5.12
D. Military interference in rule of law and politics				3.50	5.10	5.80	5.80
E. Integrity of the legal system							
F. Legal enforcement of contracts			4.62	5.55	5.79	3.94	3.94
G. Regulatory restrictions on sale of real property			7.39	7.00	8.23	8.38	8.38
H. Reliability of police				4.70	5.26	6.63	6.63
I. Business costs of crime				3.69	6.45	5.70	5.70
<i>Gender Disparity Adjustment</i>	0.96	0.96	0.96	0.96	0.96	0.90	0.90
3. Sound Money				7.59	7.97	8.31	8.13
A. Money growth				6.01 (19.95)	8.05 (9.76)	9.00 (5.02)	8.55 (7.25)
B. Standard deviation of inflation				9.36 (1.59)	9.16 (2.11)	9.32 (1.69)	9.02 (2.44)
C. Inflation: most recent year				9.99 (0.04)	9.68 (1.61)	9.94 (-0.3)	9.95 (-0.24)
D. Freedom to own foreign currency bank accounts				5.00	5.00	5.00	5.00
4. Freedom to Trade Internationally				7.36	7.45	7.95	7.96
A. Tariffs				9.01	8.05	8.22	8.24
(i) Revenue from trade taxes (% of trade sector)				8.83 (1.75)	9.35 (0.97)	9.54 (0.69)	9.54 (0.69)
(ii) Mean tariff rate				9.18 (4.1)	8.46 (7.7)	8.62 (6.9)	8.64 (6.8)
(iii) Standard deviation of tariff rates					6.34 (9.16)	6.49 (8.76)	6.55 (8.64)
B. Regulatory trade barriers			7.50	5.95	6.98	7.69	7.69
(i) Non-tariff trade barriers				5.56	5.48	5.78	5.78
(ii) Compliance cost of importing and exporting			7.50	6.34	8.47	9.60	9.60
C. Black-market exchange rates				10.00	10.00	10.00	10.00
D. Controls of the movement of capital and people				4.47	4.78	5.89	5.89
(i) Foreign ownership/investment restrictions				5.04	4.39	6.08	6.08
(ii) Capital controls				0.77	2.31	3.08	3.08
(iii) Freedom of foreigners to visit				7.60	7.63	8.52	8.52
5. Regulation				7.24	8.25	8.22	8.20
A. Credit Market regulations				10.00	9.65	9.59	9.59
(i) Ownership of banks				10.00	10.00	10.00	10.00
(ii) Private sector credit				10.00	8.94	8.77	8.77
(iii) Interest rate controls / negative real interest rates				10.00	10.00	10.00	10.00
B. Labor Market regulations				5.89	7.81	7.24	7.24
(i) Hiring regulations and minimum wage				3.90	7.23	7.23	7.23
(ii) Hiring and firing regulations				5.06	5.58	5.27	5.27
(iii) Centralized collective bargaining				7.80	8.27	5.20	5.20
(iv) Hours regulations				6.00	8.00	8.00	8.00
(v) Mandated cost of worker dismissal				7.59	7.76	7.76	7.76
(vi) Conscriptation				5.00	10.00	10.00	10.00
C. Business regulations				5.82	7.31	7.82	7.77
(i) Administrative requirements				3.20	3.59	4.46	4.46
(ii) Bureaucracy costs				5.29	8.79	9.33	9.33
(iii) Starting a business			8.10	8.98	9.88	9.93	9.77
(iv) Extra payments/bribes/favoritism				4.88	4.93	5.05	5.05
(v) Licensing restrictions				3.66	8.01	9.46	9.34
(vi) Cost of Tax compliance			8.92	8.92	8.67	8.67	8.67

Madagascar

	1980	1990	2000	2005	2010	2015	2016
	Rating (Rank)	Rating (Rank)	Rating (Rank)	Rating (Rank)	Rating (Rank)	Rating (Rank)	Rating (Rank)
Summary Ratings (Rank)	3.87 (89)	4.35 (96)	5.87 (89)	5.68 (124)	6.41 (104)	6.31 (119)	6.19 (126)
	Rating (Data)	Rating (Data)	Rating (Data)	Rating (Data)	Rating (Data)	Rating (Data)	Rating (Data)
1. Size of Government	4.13	6.34	7.21	7.66	8.97	8.16	7.70
A. Government consumption	8.25 (11.94)	9.25 (8.54)	9.75 (6.83)	9.22 (8.64)	8.88 (9.82)	8.24 (12)	8.40 (11.44)
B. Transfers and subsidies		9.75 (1.4)	9.86 (1)	9.77 (1.35)	10.00 (0.23)	9.91 (0.84)	9.91 (0.84)
C. Government enterprises and investment	0.00 (65.4)	0.00 (53.5)	2.00 (44.73)	4.00 (39.2)	10.00 (11.4)	6.00 (26.7)	4.00 (34.22)
D. Top marginal tax rate					7.00	8.50	8.50
(i) Top marginal income tax rate					9.00 (23)	10.00 (20)	10.00 (20)
(ii) Top marginal income and payroll tax rate					5.00 (36)	7.00 (34)	7.00 (34)
2. Legal System & Property Rights		2.40	3.18	2.45	2.88	2.88	2.79
A. Judicial independence				3.26	2.10	2.57	2.28
B. Impartial courts			4.35	3.73	2.97	2.70	2.77
C. Protection of property rights		1.90		4.32	2.97	3.63	3.57
D. Military interference in rule of law and politics			5.00	1.67	1.67	1.67	1.67
E. Integrity of the legal system		3.50	5.00	2.08	4.17	4.17	4.17
F. Legal enforcement of contracts			2.42	2.42	2.42	2.96	2.96
G. Regulatory restrictions on sale of real property			3.69	3.65	5.12	5.09	5.12
H. Reliability of police				4.19	2.43	3.19	3.09
I. Business costs of crime				3.03	4.04	4.40	3.80
<i>Gender Disparity Adjustment</i>	0.56	0.56	0.56	0.56	0.86	0.71	0.71
3. Sound Money	5.82	5.79	7.17	7.02	7.85	8.05	7.90
A. Money growth	7.38 (13.08)	7.37 (13.13)	7.85 (10.74)	9.32 (3.38)	8.80 (6.01)	9.13 (4.37)	8.29 (8.57)
B. Standard deviation of inflation	8.89 (2.77)	8.08 (4.81)	8.22 (4.44)	7.44 (6.39)	9.47 (1.33)	9.55 (1.13)	9.63 (0.93)
C. Inflation: most recent year	7.00 (14.99)	7.71 (11.46)	7.59 (12.03)	6.30 (18.51)	8.15 (9.25)	8.52 (7.4)	8.67 (6.65)
D. Freedom to own foreign currency bank accounts	0.00	0.00	5.00	5.00	5.00	5.00	5.00
4. Freedom to Trade Internationally	1.34	3.44	5.95	6.04	6.08	6.61	6.70
A. Tariffs	4.02	1.73	4.11	6.86	6.69	6.85	6.85
(i) Revenue from trade taxes (% of trade sector)	4.33 (8.5)	0.67 (14)	4.11 (8.83)	5.23 (7.15)	5.07 (7.39)	5.65 (6.52)	5.65 (6.52)
(ii) Mean tariff rate	3.70 (31.5)	2.80 (36)		7.68 (11.6)	7.66 (11.7)	7.66 (11.7)	7.66 (11.7)
(iii) Standard deviation of tariff rates				7.66 (5.85)	7.33 (6.67)	7.24 (6.9)	7.24 (6.9)
B. Regulatory trade barriers			6.67	4.32	6.11	4.29	4.59
(i) Non-tariff trade barriers				5.49	5.31	3.52	4.12
(ii) Compliance cost of importing and exporting			6.67	3.14	6.91	5.07	5.07
C. Black-market exchange rates	0.00	8.60	10.00	10.00	10.00	10.00	10.00
D. Controls of the movement of capital and people	0.00	0.00	3.00	3.00	1.52	5.29	5.37
(i) Foreign ownership/investment restrictions				6.01	4.57	5.11	5.35
(ii) Capital controls	0.00	0.00	3.00	3.00	0.00	0.77	0.77
(iii) Freedom of foreigners to visit				0.00	0.00	10.00	10.00
5. Regulation	4.20	3.76	5.86	5.22	6.26	5.87	5.83
A. Credit Market regulations	4.63	3.09	6.23	6.05	7.94	7.51	7.39
(i) Ownership of banks	0.00	0.00	2.00	5.00	10.00	10.00	10.00
(ii) Private sector credit	9.27	9.26	7.68	4.16	8.81	7.52	7.17
(iii) Interest rate controls / negative real interest rates		0.00	9.00	9.00	5.00	5.00	5.00
B. Labor Market regulations			5.49	4.59	5.00	4.49	4.50
(i) Hiring regulations and minimum wage			7.20	1.10	1.10	0.00	0.00
(ii) Hiring and firing regulations			4.50	5.35	5.87	4.55	4.57
(iii) Centralized collective bargaining			7.00	6.90	6.89	6.27	6.33
(iv) Hours regulations			6.00	6.00	8.00	8.00	8.00
(v) Mandated cost of worker dismissal			7.22	7.22	7.12	7.12	7.12
(vi) Conscriptation	1.00	1.00	1.00	1.00	1.00	1.00	1.00
C. Business regulations				5.01	5.84	5.63	5.61
(i) Administrative requirements				2.75	3.21	3.60	3.57
(ii) Bureaucracy costs				4.14	4.09	2.44	2.44
(iii) Starting a business			7.91	7.74	9.62	9.22	9.37
(iv) Extra payments/bribes/favoritism				4.07	3.04	2.69	2.53
(v) Licensing restrictions				4.77	7.35	7.85	7.80
(vi) Cost of Tax compliance			5.52	6.59	7.75	7.95	7.95

Malawi

	1980	1990	2000	2005	2010	2015	2016
	Rating (Rank)	Rating (Rank)	Rating (Rank)	Rating (Rank)	Rating (Rank)	Rating (Rank)	Rating (Rank)
Summary Ratings (Rank)	4.48 (74)	5.32 (62)	5.05 (112)	5.37 (130)	6.27 (114)	5.76 (139)	5.86 (139)
	Rating (Data)	Rating (Data)	Rating (Data)	Rating (Data)	Rating (Data)	Rating (Data)	Rating (Data)
1. Size of Government	4.75	5.78	5.33	6.80	7.23	6.18	6.06
A. Government consumption	5.41 (21.62)	6.65 (17.39)	6.82 (16.8)	8.72 (10.36)	7.14 (15.71)	7.35 (15.01)	6.86 (16.66)
B. Transfers and subsidies	9.59 (2)	9.48 (2.4)	9.48 (2.4)	9.48 (2.4)	9.77 (1.34)	9.38 (2.77)	9.37 (2.82)
C. Government enterprises and investment	0.00 (78.6)	4.00 (38.3)	0.00 (81.3)	4.00 (35.77)	4.00 (35.29)	2.00 (44.29)	2.00 (41)
D. Top marginal tax rate	4.00	3.00	5.00	5.00	8.00	6.00	6.00
(i) Top marginal income tax rate	4.00 (45)	3.00 (50)	5.00 (38)	5.00 (38)	8.00 (30)	8.00 (30)	8.00 (30)
(ii) Top marginal income and payroll tax rate		3.00 (50)	5.00 (38)	5.00 (38)	8.00 (30)	4.00 (41)	4.00 (41)
2. Legal System & Property Rights	3.42	4.23	5.29	5.01	5.27	4.62	4.67
A. Judicial independence			6.18	5.90	5.57	5.23	5.15
B. Impartial courts			4.91	4.41	5.04	3.66	3.67
C. Protection of property rights	5.20	5.90	3.23	5.28	5.03	4.99	4.83
D. Military interference in rule of law and politics			6.67	6.67	6.67	5.83	5.83
E. Integrity of the legal system	1.70	3.30	6.67	5.00	5.00	4.17	4.17
F. Legal enforcement of contracts			2.21	2.21	3.11	2.33	2.33
G. Regulatory restrictions on sale of real property			7.19	7.22	7.64	8.14	8.17
H. Reliability of police				4.25	5.36	4.62	4.66
I. Business costs of crime				4.14	5.81	3.77	4.42
<i>Gender Disparity Adjustment</i>	0.89	0.89	1.00	1.00	0.93	0.95	0.95
3. Sound Money	6.05	5.59	2.88	3.19	5.73	6.22	6.72
A. Money growth	9.73 (1.36)	7.17 (14.15)	5.05 (24.75)	5.86 (20.72)	6.37 (18.17)	7.62 (11.92)	7.62 (11.92)
B. Standard deviation of inflation	7.64 (5.89)	7.35 (6.63)	2.37 (19.06)	0.00 (26.01)	8.04 (4.89)	6.49 (8.77)	8.62 (3.45)
C. Inflation: most recent year	6.84 (15.79)	7.83 (10.85)	4.08 (29.58)	6.92 (15.41)	8.52 (7.41)	5.75 (21.25)	5.66 (21.71)
D. Freedom to own foreign currency bank accounts	0.00	0.00	0.00	0.00	0.00	5.00	5.00
4. Freedom to Trade Internationally	2.67	5.26	5.66	5.57	6.26	6.00	6.08
A. Tariffs	5.60	6.58	4.96	3.97	5.95	7.05	7.40
(i) Revenue from trade taxes (% of trade sector)	5.60 (6.6)	6.20 (5.7)	4.60 (8.1)	4.60 (8.1)	4.60 (8.1)	8.51 (2.23)	8.85 (1.72)
(ii) Mean tariff rate		6.96 (15.2)	6.08 (19.6)	7.30 (13.5)	7.46 (12.7)	7.48 (12.6)	7.52 (12.4)
(iii) Standard deviation of tariff rates			4.20 (14.5)	0.00 (34.29)	5.78 (10.54)	5.16 (12.1)	5.83 (10.42)
B. Regulatory trade barriers			6.83	3.92	4.33	5.36	5.39
(i) Non-tariff trade barriers				4.82	5.13	6.27	5.75
(ii) Compliance cost of importing and exporting			6.83	3.02	3.54	4.44	5.02
C. Black-market exchange rates	0.40	7.20	10.00	10.00	10.00	6.64	6.64
D. Controls of the movement of capital and people	2.00	2.00	0.83	4.39	4.74	4.95	4.88
(i) Foreign ownership/investment restrictions				6.58	6.04	6.24	6.01
(ii) Capital controls	2.00	2.00	0.83	0.00	1.54	1.54	1.54
(iii) Freedom of foreigners to visit				6.60	6.64	7.08	7.08
5. Regulation	5.49	5.75	6.12	6.28	6.88	5.79	5.76
A. Credit Market regulations	4.65	5.35	5.30	7.94	7.70	4.67	4.67
(i) Ownership of banks	2.00	2.00	2.00	10.00	8.00	8.00	8.00
(ii) Private sector credit	7.95	8.05	5.91	5.81	8.09	0.00	0.00
(iii) Interest rate controls / negative real interest rates	4.00	6.00	8.00	8.00	7.00	6.00	6.00
B. Labor Market regulations			6.93	6.57	7.23	6.99	6.86
(i) Hiring regulations and minimum wage			6.70	5.60	4.43	4.43	4.43
(ii) Hiring and firing regulations			5.33	4.56	5.68	4.50	4.35
(iii) Centralized collective bargaining			7.33	7.06	7.61	7.34	6.70
(iv) Hours regulations			10.00	10.00	10.00	10.00	10.00
(v) Mandated cost of worker dismissal			2.21	2.21	5.68	5.68	5.68
(vi) Conscriptation	10.00	10.00	10.00	10.00	10.00	10.00	10.00
C. Business regulations				4.32	5.70	5.72	5.75
(i) Administrative requirements				3.98	3.92	3.99	4.27
(ii) Bureaucracy costs				1.09	4.24	2.67	2.67
(iii) Starting a business			7.34	6.55	7.80	8.37	8.35
(iv) Extra payments/bribes/favoritism				5.46	4.27	2.83	2.81
(v) Licensing restrictions				2.97	5.71	8.42	8.40
(vi) Cost of Tax compliance			5.85	5.85	8.24	8.01	8.01

Malaysia

	1980	1990	2000	2005	2010	2015	2016
	Rating (Rank)	Rating (Rank)	Rating (Rank)	Rating (Rank)	Rating (Rank)	Rating (Rank)	Rating (Rank)
Summary Ratings (Rank)	6.61 (15)	7.26 (14)	6.64 (67)	6.84 (71)	6.85 (77)	7.15 (67)	6.92 (79)
	Rating (Data)	Rating (Data)	Rating (Data)	Rating (Data)	Rating (Data)	Rating (Data)	Rating (Data)
1. Size of Government	4.84	6.27	6.08	6.03	6.13	6.80	6.86
A. Government consumption	4.52 (24.64)	5.58 (21.02)	5.87 (20.05)	5.03 (22.89)	5.60 (20.95)	6.02 (19.53)	6.28 (18.65)
B. Transfers and subsidies	8.83 (4.8)	9.48 (2.4)	8.45 (6.2)	9.08 (3.87)	8.91 (4.5)	8.17 (7.21)	8.17 (7.21)
C. Government enterprises and investment	4.00 (37.3)	4.00 (33.8)	2.00 (47)	2.00 (45.37)	2.00 (45.2)	4.00 (34.37)	4.00 (33.3)
D. Top marginal tax rate	2.00	6.00	8.00	8.00	8.00	9.00	9.00
(i) Top marginal income tax rate	2.00 (60)	6.00 (45)	8.00 (29)	8.00 (28)	8.00 (26)	9.00 (25)	9.00 (28)
(ii) Top marginal income and payroll tax rate		6.00 (45)	8.00 (29)	8.00 (28)	8.00 (26)	9.00 (25)	9.00 (28)
2. Legal System & Property Rights	5.86	5.79	4.94	6.21	5.72	5.76	5.76
A. Judicial independence			4.51	7.24	6.13	6.01	6.09
B. Impartial courts			6.01	7.35	6.59	6.67	6.47
C. Protection of property rights	8.40	6.60	4.23	7.93	7.19	7.15	7.27
D. Military interference in rule of law and politics			8.33	8.33	8.33	8.33	8.33
E. Integrity of the legal system	6.70	8.30	5.00	6.67	6.67	6.67	6.67
F. Legal enforcement of contracts			4.27	4.27	5.59	5.00	5.00
G. Regulatory restrictions on sale of real property			6.56	6.49	8.01	8.64	8.60
H. Reliability of police				7.51	6.72	7.32	7.44
I. Business costs of crime				7.11	6.56	6.41	6.35
<i>Gender Disparity Adjustment</i>	0.78	0.78	0.78	0.78	0.67	0.67	0.67
3. Sound Money	9.05	9.00	8.15	6.60	6.52	7.01	5.79
A. Money growth	8.81 (5.94)	8.69 (6.57)	9.12 (-4.39)	9.16 (4.21)	8.93 (5.34)	9.42 (2.91)	4.07 (29.64)
B. Standard deviation of inflation	8.78 (3.06)	7.92 (5.2)	8.79 (3.04)	7.84 (5.4)	7.51 (6.23)	9.06 (2.36)	9.52 (1.19)
C. Inflation: most recent year	8.63 (6.87)	9.41 (2.95)	9.69 (1.53)	9.41 (2.96)	9.66 (1.71)	9.58 (2.1)	9.57 (2.13)
D. Freedom to own foreign currency bank accounts	10.00	10.00	5.00	0.00	0.00	0.00	0.00
4. Freedom to Trade Internationally	7.12	7.25	6.82	7.39	7.49	7.51	7.54
A. Tariffs	6.37	6.76	5.92	6.66	6.92	7.11	7.36
(i) Revenue from trade taxes (% of trade sector)	4.87 (7.7)	7.87 (3.2)	9.59 (0.62)	9.67 (0.49)	9.79 (0.31)	9.80 (0.3)	9.84 (0.24)
(ii) Mean tariff rate	7.88 (10.6)	7.40 (13)	8.16 (9.2)	8.50 (7.5)	8.70 (6.5)	8.78 (6.1)	8.84 (5.8)
(iii) Standard deviation of tariff rates		5.00 (12.5)	0.00 (33.3)	1.81 (20.49)	2.28 (19.31)	2.75 (18.12)	3.39 (16.53)
B. Regulatory trade barriers			7.67	7.03	7.09	7.04	6.97
(i) Non-tariff trade barriers			6.67	6.27	6.31	6.57	6.32
(ii) Compliance cost of importing and exporting			8.67	7.78	7.87	7.52	7.63
C. Black-market exchange rates	10.00	10.00	10.00	10.00	10.00	10.00	10.00
D. Controls of the movement of capital and people	5.00	5.00	3.69	5.89	5.97	5.87	5.82
(i) Foreign ownership/investment restrictions			6.61	7.67	7.13	6.85	6.68
(ii) Capital controls	5.00	5.00	0.77	0.00	0.77	0.77	0.77
(iii) Freedom of foreigners to visit				10.00	10.00	10.00	10.00
5. Regulation	6.18	8.00	7.21	7.99	8.38	8.65	8.62
A. Credit Market regulations	6.30	7.81	7.95	9.66	9.50	9.64	9.64
(i) Ownership of banks	5.00	5.00	5.00	10.00	10.00	10.00	10.00
(ii) Private sector credit	7.90	8.44	8.85	8.98	8.51	8.92	8.92
(iii) Interest rate controls / negative real interest rates	6.00	10.00	10.00	10.00	10.00	10.00	10.00
B. Labor Market regulations		8.19	6.01	7.67	7.94	8.05	8.01
(i) Hiring regulations and minimum wage			4.47	10.00	10.00	10.00	10.00
(ii) Hiring and firing regulations		6.65	4.00	5.05	5.82	6.77	6.45
(iii) Centralized collective bargaining	7.93	7.93	7.53	7.95	7.57	7.27	7.38
(iv) Hours regulations			7.01	10.00	10.00	10.00	10.00
(v) Mandated cost of worker dismissal			3.05	3.05	4.24	4.24	4.24
(vi) Conscriptation	10.00	10.00	10.00	10.00	10.00	10.00	10.00
C. Business regulations			7.66	6.63	7.69	8.27	8.22
(i) Administrative requirements			7.13	5.96	5.71	6.52	6.39
(ii) Bureaucracy costs			8.43	3.47	9.55	10.00	10.00
(iii) Starting a business			8.78	8.83	9.64	9.34	9.35
(iv) Extra payments/bribes/favoritism			6.11	7.39	6.06	5.99	6.02
(v) Licensing restrictions				6.25	6.67	9.63	9.64
(vi) Cost of Tax compliance			7.87	7.87	8.51	8.16	7.89

Mali

	1980	1990	2000	2005	2010	2015	2016
Summary Ratings (Rank)	Rating (Rank) 5.79 (31)	Rating (Rank) 5.20 (66)	Rating (Rank) 5.99 (84)	Rating (Rank) 5.82 (117)	Rating (Rank) 6.04 (126)	Rating (Rank) 5.82 (132)	Rating (Rank) 5.80 (143)
	Rating (Data)	Rating (Data)	Rating (Data)	Rating (Data)	Rating (Data)	Rating (Data)	Rating (Data)
1. Size of Government	8.84	6.43	7.15	7.49	6.44	4.94	4.94
A. Government consumption	10.00 (4.86)	7.31 (15.13)	7.47 (14.6)	8.46 (11.22)	5.31 (21.93)	6.91 (16.5)	6.93 (16.45)
B. Transfers and subsidies	9.51 (2.3)	9.97 (0.6)	9.97 (0.6)	10.00 (0.01)	10.00 (0.29)	9.85 (1.06)	9.85 (1.06)
C. Government enterprises and investment	7.00 (21.4)	2.00 (45.9)	4.00 (35.07)	4.00 (33.93)	4.00 (31.97)	0.00 (52.24)	0.00 (51.81)
D. Top marginal tax rate						3.00	3.00
(i) Top marginal income tax rate						5.00 (40)	5.00 (40)
(ii) Top marginal income and payroll tax rate						1.00 (57)	1.00 (57)
2. Legal System & Property Rights	3.63	2.58	3.45	3.52	3.87	3.63	3.46
A. Judicial independence				4.43	2.89	4.46	3.90
B. Impartial courts			4.38	3.90	4.23	4.31	4.00
C. Protection of property rights	2.50	1.90		5.12	4.11	4.57	4.37
D. Military interference in rule of law and politics			6.67	5.83	5.83	4.17	4.17
E. Integrity of the legal system	5.80	3.30	5.00	5.00	5.00	5.00	5.00
F. Legal enforcement of contracts			1.95	1.95	2.63	2.63	2.63
G. Regulatory restrictions on sale of real property			4.17	4.38	5.47	5.57	5.80
H. Reliability of police				5.48	3.98	4.30	3.84
I. Business costs of crime				4.59	6.29	4.34	3.82
<i>Gender Disparity Adjustment</i>	0.71	0.71	0.56	0.56	0.72	0.66	0.66
3. Sound Money	6.04	6.98	8.40	6.12	6.86	6.99	7.20
A. Money growth	8.58 (7.09)	9.10 (-4.52)	10.00 (-0.02)	8.55 (7.24)	9.38 (3.1)	9.22 (3.92)	9.94 (0.32)
B. Standard deviation of inflation	8.83 (2.93)	9.36 (1.59)	8.72 (3.2)	7.21 (6.97)	8.29 (4.26)	9.03 (2.42)	9.24 (1.9)
C. Inflation: most recent year	6.74 (16.31)	9.45 (2.73)	9.86 (-0.68)	8.72 (6.4)	9.78 (1.11)	9.71 (1.44)	9.64 (-1.8)
D. Freedom to own foreign currency bank accounts	0.00	0.00	5.00	0.00	0.00	0.00	0.00
4. Freedom to Trade Internationally	4.74	5.06	6.14	6.01	6.46	6.82	6.87
A. Tariffs	5.23	5.97	7.73	7.30	7.62	7.41	7.60
(i) Revenue from trade taxes (% of trade sector)	7.47 (3.8)	6.93 (4.6)	7.87 (3.2)	7.11 (4.33)	7.95 (3.08)	7.65 (3.53)	8.22 (2.67)
(ii) Mean tariff rate	3.00 (35)	5.00 (25)	7.60 (12)	7.52 (12.4)	7.62 (11.9)	7.56 (12.2)	7.56 (12.2)
(iii) Standard deviation of tariff rates				7.26 (6.84)	7.29 (6.78)	7.02 (7.44)	7.02 (7.44)
B. Regulatory trade barriers			6.83	3.73	5.54	4.86	4.84
(i) Non-tariff trade barriers				5.04	5.02	4.40	4.37
(ii) Compliance cost of importing and exporting			6.83	2.42	6.05	5.31	5.31
C. Black-market exchange rates	9.00	9.20	10.00	10.00	10.00	10.00	10.00
D. Controls of the movement of capital and people	0.00	0.00	0.00	3.02	2.68	5.00	5.06
(i) Foreign ownership/investment restrictions				6.77	4.96	4.24	4.41
(ii) Capital controls	0.00	0.00	0.00	0.00	0.77	0.77	0.77
(iii) Freedom of foreigners to visit				2.30	2.32	10.00	10.00
5. Regulation	5.73	4.94	4.83	5.94	6.56	6.71	6.53
A. Credit Market regulations	5.29	6.52	4.94	7.93	8.96	9.01	8.70
(i) Ownership of banks	2.00	2.00	2.00	8.00	8.00	8.00	8.00
(ii) Private sector credit	9.88	9.57	7.89	7.80	8.89	9.02	8.11
(iii) Interest rate controls / negative real interest rates	4.00	8.00		8.00	10.00	10.00	10.00
B. Labor Market regulations			4.71	5.58	5.23	5.04	5.04
(i) Hiring regulations and minimum wage			3.30	6.70	5.00	4.43	4.43
(ii) Hiring and firing regulations			4.67	5.58	4.79	4.89	5.04
(iii) Centralized collective bargaining			5.17	6.09	6.00	5.34	5.23
(iv) Hours regulations			8.00	8.00	8.00	8.00	8.00
(v) Mandated cost of worker dismissal			7.13	7.13	7.57	7.57	7.57
(vi) Conscriptation	10.00	0.00	0.00	0.00	0.00	0.00	0.00
C. Business regulations				4.30	5.50	6.10	5.85
(i) Administrative requirements				3.33	4.04	4.03	4.10
(ii) Bureaucracy costs				1.74	4.55	4.22	3.11
(iii) Starting a business			5.14	4.86	7.65	9.07	9.10
(iv) Extra payments/bribes/favoritism				4.15	2.56	3.41	2.90
(v) Licensing restrictions				4.75	7.20	8.89	8.89
(vi) Cost of Tax compliance			6.97	6.97	6.97	6.97	6.97

Malta

	1980	1990	2000	2005	2010	2015	2016
	Rating (Rank)	Rating (Rank)	Rating (Rank)	Rating (Rank)	Rating (Rank)	Rating (Rank)	Rating (Rank)
Summary Ratings (Rank)	5.57 (42)	5.54 (54)	6.98 (48)	7.55 (27)	7.59 (19)	7.72 (18)	7.73 (17)
	Rating (Data)	Rating (Data)	Rating (Data)	Rating (Data)	Rating (Data)	Rating (Data)	Rating (Data)
1. Size of Government	4.67	4.30	6.00	5.85	5.80	5.87	5.92
A. Government consumption	5.88 (20.01)	5.33 (21.89)	5.10 (22.67)	4.58 (24.44)	4.28 (25.45)	3.92 (26.68)	4.13 (25.97)
B. Transfers and subsidies	6.81 (12.2)	5.89 (15.6)	5.92 (15.49)	5.82 (15.85)	5.92 (15.47)	6.54 (13.19)	6.54 (13.19)
C. Government enterprises and investment	6.00 (28.6)	6.00 (28.8)	6.00 (28.8)	6.00	6.00	6.00	6.00
D. Top marginal tax rate	0.00	0.00	7.00	7.00	7.00	7.00	7.00
(i) Top marginal income tax rate	0.00 (65)	0.00 (65)	7.00 (35)	7.00 (35)	7.00 (35)	7.00 (35)	7.00 (35)
(ii) Top marginal income and payroll tax rate		0.00 (65)	7.00 (35)	7.00 (35)	7.00 (35)	7.00 (35)	7.00 (35)
2. Legal System & Property Rights		4.48	8.37	7.68	7.52	6.59	6.65
A. Judicial independence				7.18	6.89	6.08	5.64
B. Impartial courts			6.77	5.93	5.01	4.44	4.51
C. Protection of property rights		5.90		6.92	7.09	6.69	6.88
D. Military interference in rule of law and politics			10.00	10.00	10.00	10.00	10.00
E. Integrity of the legal system		3.30	8.33	8.33	8.33	8.33	8.33
F. Legal enforcement of contracts						4.48	5.35
G. Regulatory restrictions on sale of real property						5.28	5.31
H. Reliability of police				7.12	6.92	6.64	6.27
I. Business costs of crime				8.31	8.37	7.37	7.55
<i>Gender Disparity Adjustment</i>	1.00	1.00	1.00	1.00	1.00	1.00	1.00
3. Sound Money	6.50	7.27	7.00	8.99	9.54	9.65	9.48
A. Money growth	9.68 (1.6)	10.00 (-0.02)	9.94 (-0.28)	6.82 (15.91)	8.59 (7.06)	8.95 (5.24)	8.16 (9.22)
B. Standard deviation of inflation	8.80 (3)	9.74 (0.64)	8.51 (3.72)	9.75 (0.63)	9.87 (0.32)	9.88 (0.3)	9.88 (0.29)
C. Inflation: most recent year	7.52 (12.4)	9.36 (3.21)	9.53 (2.37)	9.40 (3.01)	9.70 (1.52)	9.78 (1.1)	9.88 (0.58)
D. Freedom to own foreign currency bank accounts	0.00	0.00	0.00	10.00	10.00	10.00	10.00
4. Freedom to Trade Internationally	5.44	6.11	6.88	8.55	8.13	8.38	8.42
A. Tariffs	6.73	6.73	8.51	9.28	8.34	8.36	8.27
(i) Revenue from trade taxes (% of trade sector)	6.73 (4.9)	6.73 (4.9)	9.58 (0.63)	9.59 (0.62)	9.63 (0.55)	9.10 (1.35)	9.00 (1.5)
(ii) Mean tariff rate			8.24 (8.8)	9.46 (2.7)	8.98 (5.1)	8.98 (5.1)	8.96 (5.2)
(iii) Standard deviation of tariff rates			7.72 (5.7)	8.80 (3)	6.41 (8.98)	7.00 (7.5)	6.84 (7.9)
B. Regulatory trade barriers			8.83	7.47	7.45	7.98	8.17
(i) Non-tariff trade barriers				7.47	7.45	6.60	6.97
(ii) Compliance cost of importing and exporting			8.83			9.36	9.36
C. Black-market exchange rates	7.60	9.60	9.40	10.00	10.00	10.00	10.00
D. Controls of the movement of capital and people	2.00	2.00	0.77	7.45	6.75	7.19	7.25
(i) Foreign ownership/investment restrictions				7.48	6.90	6.90	7.09
(ii) Capital controls	2.00	2.00	0.77	8.46	6.92	6.92	6.92
(iii) Freedom of foreigners to visit				6.40	6.42	7.74	7.74
5. Regulation	5.68	5.55	6.64	6.67	6.96	8.10	8.17
A. Credit Market regulations	5.15	4.81	6.62	7.88	9.25	9.84	9.83
(i) Ownership of banks	0.00	0.00	2.00	10.00	10.00	10.00	10.00
(ii) Private sector credit	9.45	8.43	7.86	3.63	7.75	9.53	9.48
(iii) Interest rate controls / negative real interest rates	6.00	6.00	10.00	10.00	10.00	10.00	10.00
B. Labor Market regulations			6.67	7.09	6.76	7.90	8.02
(i) Hiring regulations and minimum wage						7.23	7.23
(ii) Hiring and firing regulations			3.33	4.14	4.17	4.76	4.98
(iii) Centralized collective bargaining			6.67	7.14	6.12	7.39	7.92
(iv) Hours regulations						8.00	8.00
(v) Mandated cost of worker dismissal						10.00	10.00
(vi) Conscriptation	10.00	10.00	10.00	10.00	10.00	10.00	10.00
C. Business regulations				5.03	4.88	6.55	6.65
(i) Administrative requirements				2.99	3.05	4.10	4.44
(ii) Bureaucracy costs				4.78	5.76	4.89	4.89
(iii) Starting a business						9.03	9.41
(iv) Extra payments/bribes/favoritism				7.32	5.82	4.66	4.55
(v) Licensing restrictions						8.19	8.19
(vi) Cost of Tax compliance						8.44	8.44

Mauritania

	1980	1990	2000	2005	2010	2015	2016
	Rating (Rank)	Rating (Rank)	Rating (Rank)	Rating (Rank)	Rating (Rank)	Rating (Rank)	Rating (Rank)
Summary Ratings (Rank)				6.30 (94)	5.77 (136)	5.70 (143)	5.96 (136)
	Rating (Data)	Rating (Data)	Rating (Data)	Rating (Data)	Rating (Data)	Rating (Data)	Rating (Data)
1. Size of Government				8.00	6.24	5.17	5.33
A. Government consumption				6.01 (19.57)	3.73 (27.32)	3.50 (28.11)	3.99 (26.44)
B. Transfers and subsidies							
C. Government enterprises and investment				10.00 (11.56)	10.00 (14.8)	7.00 (23.35)	6.00 (28.34)
D. Top marginal tax rate					5.00	5.00	6.00
(i) Top marginal income tax rate					5.00 (40)	5.00 (40)	6.00 (40)
(ii) Top marginal income and payroll tax rate					5.00 (40)	5.00 (40)	6.00 (40)
2. Legal System & Property Rights				3.71	3.72	3.28	3.72
A. Judicial independence				4.71	2.69	3.07	3.09
B. Impartial courts				5.12	4.18	2.27	1.96
C. Protection of property rights				4.57	4.27	2.91	2.61
D. Military interference in rule of law and politics				5.50	3.33	4.60	4.60
E. Integrity of the legal system					3.33		
F. Legal enforcement of contracts				6.04	6.27	6.27	6.27
G. Regulatory restrictions on sale of real property				7.36	7.53	7.56	7.56
H. Reliability of police				5.27	2.74	1.89	5.25
I. Business costs of crime				5.91	6.10	4.04	5.68
<i>Gender Disparity Adjustment</i>	0.33	0.33	0.33	0.33	0.66	0.61	0.61
3. Sound Money				7.36	6.49	7.74	8.10
A. Money growth				9.17 (4.15)	8.36 (8.18)	9.28 (3.58)	9.28 (3.58)
B. Standard deviation of inflation				7.71 (5.72)	3.83 (15.42)	6.76 (8.1)	8.41 (3.97)
C. Inflation: most recent year				7.57 (12.13)	8.74 (6.28)	9.90 (0.48)	9.70 (1.49)
D. Freedom to own foreign currency bank accounts				5.00	5.00	5.00	5.00
4. Freedom to Trade Internationally				5.98	6.01	5.95	5.94
A. Tariffs				7.50	7.64	7.38	7.38
(i) Revenue from trade taxes (% of trade sector)							
(ii) Mean tariff rate				7.86 (10.7)	8.08 (9.6)	7.60 (12)	7.60 (12)
(iii) Standard deviation of tariff rates				7.13 (7.17)	7.20 (7.01)	7.17 (7.08)	7.17 (7.08)
B. Regulatory trade barriers				4.00	4.93	3.90	3.75
(i) Non-tariff trade barriers				3.40	4.93	2.69	1.95
(ii) Compliance cost of importing and exporting				4.61	4.94	5.12	5.56
C. Black-market exchange rates				10.00	10.00	10.00	10.00
D. Controls of the movement of capital and people				2.42	1.45	2.52	2.62
(i) Foreign ownership/investment restrictions				6.43	3.36	3.23	3.53
(ii) Capital controls				0.83	1.00	3.33	3.33
(iii) Freedom of foreigners to visit				0.00	0.00	1.00	1.00
5. Regulation				6.43	6.41	6.37	6.71
A. Credit Market regulations				8.11	8.01	8.29	8.51
(i) Ownership of banks					8.00	8.00	8.00
(ii) Private sector credit				7.22	8.03	7.86	8.52
(iii) Interest rate controls / negative real interest rates				9.00	8.00	9.00	9.00
B. Labor Market regulations				7.02	6.38	6.26	5.90
(i) Hiring regulations and minimum wage				3.30	5.57	4.43	4.43
(ii) Hiring and firing regulations				7.79	4.99	4.60	3.84
(iii) Centralized collective bargaining				5.88	6.81	5.58	6.18
(iv) Hours regulations				8.00	8.00	10.00	8.00
(v) Mandated cost of worker dismissal				7.13	7.94	7.94	7.94
(vi) Conscriptation				10.00	5.00	5.00	5.00
C. Business regulations				4.17	4.83	4.56	5.73
(i) Administrative requirements				6.00	4.88	3.64	3.41
(ii) Bureaucracy costs				2.68	2.58	0.22	2.44
(iii) Starting a business				4.03	7.79	9.54	9.61
(iv) Extra payments/bribes/favoritism				3.77	2.66	2.84	2.74
(v) Licensing restrictions				6.36	8.89	9.22	9.22
(vi) Cost of Tax compliance				2.20	2.20	1.88	6.97

Mauritius

	1980	1990	2000	2005	2010	2015	2016
	Rating (Rank)	Rating (Rank)	Rating (Rank)	Rating (Rank)	Rating (Rank)	Rating (Rank)	Rating (Rank)
Summary Ratings (Rank)	4.90 (59)	6.12 (38)	7.54 (26)	7.53 (28)	7.98 (7)	8.02 (6)	8.01 (8)
	Rating (Data)	Rating (Data)	Rating (Data)	Rating (Data)	Rating (Data)	Rating (Data)	Rating (Data)
1. Size of Government	5.63	6.81	7.37	7.19	7.89	7.56	7.51
A. Government consumption	7.14 (15.72)	7.24 (15.4)	7.00 (16.19)	6.62 (17.5)	7.09 (15.89)	6.86 (16.66)	6.68 (17.29)
B. Transfers and subsidies	8.37 (6.5)	8.99 (4.2)	8.49 (6.06)	8.62 (5.55)	8.45 (6.19)	8.36 (6.51)	8.36 (6.51)
C. Government enterprises and investment	4.00 (36)	4.00 (37.32)	6.00 (28.01)	6.00 (29.59)	7.00 (24.53)	6.00 (27.29)	6.00 (25.59)
D. Top marginal tax rate	3.00	7.00	8.00	7.50	9.00	9.00	9.00
(i) Top marginal income tax rate	3.00 (50)	7.00 (35)	9.00 (25)	8.00 (30)	10.00 (15)	10.00 (15)	10.00 (15)
(ii) Top marginal income and payroll tax rate		7.00 (35)	7.00 (33)	7.00 (31)	8.00 (26)	8.00 (26)	8.00 (26)
2. Legal System & Property Rights		6.28	6.44	5.68	6.21	6.47	6.76
A. Judicial independence			6.18	6.11	6.43	6.65	6.58
B. Impartial courts			7.01	6.42	5.80	5.88	5.68
C. Protection of property rights		5.90	4.80	7.63	7.06	6.59	6.48
D. Military interference in rule of law and politics			10.00	8.70	7.70	8.80	8.80
E. Integrity of the legal system		8.30	6.70				
F. Legal enforcement of contracts			3.94	3.94	4.55	5.03	5.03
G. Regulatory restrictions on sale of real property				1.03	6.10	6.25	9.48
H. Reliability of police				5.49	5.47	6.25	5.97
I. Business costs of crime				6.11	6.54	6.99	6.78
<i>Gender Disparity Adjustment</i>	1.00	1.00	1.00	1.00	1.00	0.97	0.97
3. Sound Money	4.92	6.20	9.58	9.49	9.28	9.59	9.59
A. Money growth	9.21 (3.95)	7.47 (12.64)	9.64 (-1.81)	9.35 (3.25)	8.82 (5.88)	9.09 (4.53)	8.93 (5.34)
B. Standard deviation of inflation	5.80 (10.5)	9.37 (1.58)	9.51 (1.21)	9.59 (1.03)	8.87 (2.83)	9.52 (1.19)	9.62 (0.94)
C. Inflation: most recent year	4.69 (26.57)	7.98 (10.12)	9.16 (4.2)	9.02 (4.91)	9.42 (2.89)	9.74 (1.29)	9.80 (1.02)
D. Freedom to own foreign currency bank accounts	0.00	0.00	10.00	10.00	10.00	10.00	10.00
4. Freedom to Trade Internationally	2.44	4.51	7.22	7.96	8.29	8.36	8.43
A. Tariffs	3.31	3.14	3.54	7.44	9.17	9.42	9.41
(i) Revenue from trade taxes (% of trade sector)	3.60 (9.6)	4.93 (7.6)	6.81 (4.78)	7.59 (3.62)	9.71 (0.44)	9.81 (0.28)	9.79 (0.32)
(ii) Mean tariff rate	3.02 (34.9)	4.48 (27.6)	3.80 (31)	8.30 (8.5)	9.72 (1.4)	9.80 (1)	9.80 (1)
(iii) Standard deviation of tariff rates		0.00 (91.5)	0.00 (27.8)	6.43 (8.93)	8.08 (4.8)	8.66 (3.35)	8.64 (3.39)
B. Regulatory trade barriers			7.53	6.99	7.34	7.00	7.25
(i) Non-tariff trade barriers			7.88	6.15	6.43	6.14	6.26
(ii) Compliance cost of importing and exporting			7.17	7.82	8.26	7.86	8.23
C. Black-market exchange rates	2.00	8.40	10.00	10.00	10.00	10.00	10.00
D. Controls of the movement of capital and people	2.00	2.00	7.84	7.40	6.66	7.02	7.04
(i) Foreign ownership/investment restrictions			8.75	6.57	6.63	6.46	6.51
(ii) Capital controls	2.00	2.00	6.92	6.92	4.62	4.62	4.62
(iii) Freedom of foreigners to visit				8.70	8.74	10.00	10.00
5. Regulation	6.59	6.80	7.07	7.34	8.24	8.14	7.75
A. Credit Market regulations	7.28	8.13	9.10	8.75	9.49	9.44	9.30
(i) Ownership of banks	8.00	10.00	10.00	10.00	10.00	10.00	10.00
(ii) Private sector credit	6.56	6.38	8.29	7.25	8.48	8.33	7.90
(iii) Interest rate controls / negative real interest rates		8.00	9.00	9.00	10.00	10.00	10.00
B. Labor Market regulations			4.90	6.93	7.63	7.38	6.36
(i) Hiring regulations and minimum wage			3.12	10.00	10.00	5.57	6.67
(ii) Hiring and firing regulations			1.98	2.59	4.61	5.43	5.56
(iii) Centralized collective bargaining			3.55	3.52	5.64	5.77	5.91
(iv) Hours regulations			5.85	8.70	8.00	10.00	10.00
(v) Mandated cost of worker dismissal				6.76	7.53	7.53	0.00
(vi) Conscriptation	10.00	10.00	10.00	10.00	10.00	10.00	10.00
C. Business regulations			7.21	6.33	7.60	7.60	7.59
(i) Administrative requirements			5.93	2.16	4.28	4.67	4.38
(ii) Bureaucracy costs			7.50	4.40	9.09	9.78	8.89
(iii) Starting a business			8.42	8.44	9.77	9.77	9.81
(iv) Extra payments/bribes/favoritism			6.01	6.56	5.62	4.71	4.82
(v) Licensing restrictions				8.25	8.65	8.37	9.32
(vi) Cost of Tax compliance			8.20	8.20	8.20	8.30	8.30

Mexico

	1980	1990	2000	2005	2010	2015	2016
	Rating (Rank)	Rating (Rank)	Rating (Rank)	Rating (Rank)	Rating (Rank)	Rating (Rank)	Rating (Rank)
Summary Ratings (Rank)	5.19 (53)	6.26 (35)	6.60 (69)	6.83 (72)	6.67 (89)	6.88 (79)	6.90 (82)
	Rating (Data)	Rating (Data)	Rating (Data)	Rating (Data)	Rating (Data)	Rating (Data)	Rating (Data)
1. Size of Government	5.69	7.96	7.14	7.11	6.83	7.38	7.92
A. Government consumption	7.83 (13.36)	8.60 (10.75)	7.65 (13.98)	7.51 (14.46)	7.29 (15.23)	7.22 (15.44)	7.31 (15.15)
B. Transfers and subsidies	8.94 (4.4)	9.25 (3.24)	7.92 (8.13)	7.92 (8.13)	6.53 (13.23)	6.28 (14.16)	6.35 (13.88)
C. Government enterprises and investment	2.00 (43)	7.00 (23.9)	8.00 (16.8)	7.00 (22.4)	6.00 (29.26)	8.00 (16.01)	10.00 (14.57)
D. Top marginal tax rate	4.00	7.00	5.00	6.00	7.50	8.00	8.00
(i) Top marginal income tax rate	4.00 (55)	7.00 (40)	7.00 (40)	8.00 (30)	9.00 (30)	8.00 (35)	8.00 (35)
(ii) Top marginal income and payroll tax rate			3.00 (47)	4.00 (42)	6.00 (43)	8.00 (35)	8.00 (35)
2. Legal System & Property Rights	6.29	6.76	4.78	4.96	4.57	4.22	4.13
A. Judicial independence			3.34	4.41	3.74	3.50	3.17
B. Impartial courts			5.18	3.85	3.72	3.21	2.98
C. Protection of property rights	7.60	7.30	4.38	6.05	5.05	5.13	4.96
D. Military interference in rule of law and politics			5.00	7.50	7.50	5.00	5.00
E. Integrity of the legal system	6.70	8.30	3.33	5.00	3.33	2.50	2.50
F. Legal enforcement of contracts			5.39	5.39	5.39	5.89	5.89
G. Regulatory restrictions on sale of real property			6.86	6.89	6.86	7.50	7.43
H. Reliability of police				3.29	2.64	2.52	2.41
I. Business costs of crime				2.28	2.91	2.75	2.81
<i>Gender Disparity Adjustment</i>	1.00	1.00	1.00	1.00	1.00	1.00	1.00
3. Sound Money	7.70	3.59	6.85	8.08	8.07	8.15	8.11
A. Money growth	6.27 (18.66)	0.00 (51.34)	7.22 (13.89)	8.60 (7.02)	8.48 (7.59)	8.75 (6.26)	8.49 (7.53)
B. Standard deviation of inflation	9.08 (2.29)	0.00 (43.89)	7.09 (7.27)	9.51 (1.22)	9.61 (0.97)	9.40 (1.51)	9.50 (1.26)
C. Inflation: most recent year	5.44 (22.8)	4.37 (28.13)	8.10 (9.5)	9.20 (3.99)	9.17 (4.16)	9.46 (2.72)	9.44 (2.82)
D. Freedom to own foreign currency bank accounts	10.00	10.00	5.00	5.00	5.00	5.00	5.00
4. Freedom to Trade Internationally	1.30	7.63	7.51	7.25	7.00	7.52	7.26
A. Tariffs	1.91	7.88	7.48	7.55	6.58	7.70	7.96
(i) Revenue from trade taxes (% of trade sector)	0.00 (17.6)	8.67 (2)	9.37 (0.94)	9.37 (0.94)	9.37 (0.94)	9.37 (0.94)	9.77 (0.34)
(ii) Mean tariff rate	3.82 (30.9)	7.78 (11.1)	6.76 (16.2)	8.16 (9.2)	8.20 (9)	8.58 (7.1)	8.60 (7)
(iii) Standard deviation of tariff rates		7.20 (7)	6.32 (9.2)	5.13 (12.18)	2.15 (19.62)	5.14 (12.14)	5.52 (11.2)
B. Regulatory trade barriers			7.45	7.04	7.23	7.08	5.79
(i) Non-tariff trade barriers			6.40	6.15	6.05	5.70	5.81
(ii) Compliance cost of importing and exporting			8.50	7.93	8.41	8.47	5.76
C. Black-market exchange rates	0.00	10.00	10.00	10.00	10.00	10.00	10.00
D. Controls of the movement of capital and people	2.00	5.00	5.12	4.39	4.20	5.31	5.29
(i) Foreign ownership/investment restrictions			8.70	7.54	6.97	7.09	7.03
(ii) Capital controls	2.00	5.00	1.54	1.54	1.54	1.54	1.54
(iii) Freedom of foreigners to visit				4.10	4.09	7.30	7.30
5. Regulation	4.97	5.33	6.71	6.75	6.88	7.12	7.11
A. Credit Market regulations	5.62	5.58	9.51	8.86	8.65	9.32	9.34
(i) Ownership of banks	8.00	0.00	10.00	10.00	10.00	10.00	10.00
(ii) Private sector credit	4.87	8.74	9.52	6.57	5.94	7.95	8.02
(iii) Interest rate controls / negative real interest rates	4.00	8.00	9.00	10.00	10.00	10.00	10.00
B. Labor Market regulations		5.08	4.53	5.74	5.40	5.64	5.58
(i) Hiring regulations and minimum wage			2.75	6.70	6.67	6.67	6.67
(ii) Hiring and firing regulations		5.00	4.10	4.65	3.47	4.20	4.05
(iii) Centralized collective bargaining		7.24	5.65	6.89	6.41	7.13	6.95
(iv) Hours regulations			6.51	8.00	8.00	8.00	8.00
(v) Mandated cost of worker dismissal			5.18	5.18	4.82	4.82	4.82
(vi) Conscriptation	3.00	3.00	3.00	3.00	3.00	3.00	3.00
C. Business regulations			6.10	5.65	6.59	6.40	6.41
(i) Administrative requirements			6.73	2.70	3.15	2.85	2.72
(ii) Bureaucracy costs			6.33	3.79	7.58	6.89	6.67
(iii) Starting a business			7.92	8.95	9.57	9.54	9.55
(iv) Extra payments/bribes/favoritism			5.73	6.19	4.16	2.82	2.64
(v) Licensing restrictions				8.48	9.00	9.49	9.56
(vi) Cost of Tax compliance			3.81	3.81	6.11	6.79	7.30

Moldova

	1980	1990	2000	2005	2010	2015	2016
	Rating (Rank)	Rating (Rank)	Rating (Rank)	Rating (Rank)	Rating (Rank)	Rating (Rank)	Rating (Rank)
Summary Ratings (Rank)				6.73 (73)	6.58 (97)	6.57 (102)	6.64 (95)
	Rating (Data)	Rating (Data)	Rating (Data)	Rating (Data)	Rating (Data)	Rating (Data)	Rating (Data)
1. Size of Government				8.04	6.56	6.43	6.50
A. Government consumption				7.55 (14.33)	6.15 (19.1)	6.19 (18.94)	6.47 (17.99)
B. Transfers and subsidies				6.56 (13.13)	6.07 (14.91)	6.52 (13.26)	6.52 (13.26)
C. Government enterprises and investment				10.00 (8.09)	7.00 (21.3)	6.00 (25.4)	6.00 (25.4)
D. Top marginal tax rate					7.00	7.00	7.00
(i) Top marginal income tax rate					10.00 (18)	10.00 (18)	10.00 (18)
(ii) Top marginal income and payroll tax rate					4.00 (41)	4.00 (42)	4.00 (42)
2. Legal System & Property Rights				5.11	5.27	4.25	4.34
A. Judicial independence				1.98	1.99	1.66	1.83
B. Impartial courts				2.62	3.34	1.94	2.35
C. Protection of property rights				4.20	3.86	3.57	3.84
D. Military interference in rule of law and politics				6.67	6.67	6.67	6.67
E. Integrity of the legal system				8.33	7.50	6.67	6.67
F. Legal enforcement of contracts				6.71	6.07	4.32	4.32
G. Regulatory restrictions on sale of real property				8.73	9.61	9.60	9.53
H. Reliability of police				3.60	3.41	3.68	4.00
I. Business costs of crime				4.88	6.82	6.41	6.24
<i>Gender Disparity Adjustment</i>	0.93	0.93	0.93	0.93	0.93	0.72	0.72
3. Sound Money				6.65	7.38	7.79	7.98
A. Money growth				5.30 (23.51)	8.06 (9.72)	8.91 (5.47)	9.04 (4.79)
B. Standard deviation of inflation				8.92 (2.7)	7.96 (5.1)	9.20 (1.99)	9.17 (2.08)
C. Inflation: most recent year				7.38 (13.11)	8.52 (7.4)	8.06 (9.68)	8.72 (6.38)
D. Freedom to own foreign currency bank accounts				5.00	5.00	5.00	5.00
4. Freedom to Trade Internationally				6.80	6.81	7.44	7.46
A. Tariffs			9.23	8.50	8.64	8.67	8.69
(i) Revenue from trade taxes (% of trade sector)			9.23 (1.15)	9.15 (1.27)	9.15 (1.28)	9.28 (1.08)	9.37 (0.94)
(ii) Mean tariff rate				8.96 (5.2)	9.08 (4.6)	8.92 (5.4)	8.92 (5.4)
(iii) Standard deviation of tariff rates				7.38 (6.55)	7.68 (5.8)	7.80 (5.51)	7.78 (5.56)
B. Regulatory trade barriers				5.50	5.39	7.07	7.10
(i) Non-tariff trade barriers				5.70	5.48	5.35	5.40
(ii) Compliance cost of importing and exporting				5.30	5.30	8.79	8.79
C. Black-market exchange rates				10.00	10.00	10.00	10.00
D. Controls of the movement of capital and people				3.21	3.20	4.01	4.05
(i) Foreign ownership/investment restrictions				5.02	4.94	4.75	4.85
(ii) Capital controls				0.00	0.00	0.77	0.77
(iii) Freedom of foreigners to visit				4.60	4.65	6.53	6.53
5. Regulation				7.06	6.89	6.93	6.91
A. Credit Market regulations				9.33	9.09	9.42	9.52
(i) Ownership of banks				8.00	10.00	10.00	10.00
(ii) Private sector credit				10.00	8.28	8.25	8.55
(iii) Interest rate controls / negative real interest rates				10.00	9.00	10.00	10.00
B. Labor Market regulations				6.04	5.50	5.43	5.22
(i) Hiring regulations and minimum wage				6.70	5.57	5.57	5.57
(ii) Hiring and firing regulations				5.73	4.11	3.88	4.03
(iii) Centralized collective bargaining				7.48	7.55	7.33	5.92
(iv) Hours regulations				6.00	6.00	6.00	6.00
(v) Mandated cost of worker dismissal				7.31	6.79	6.79	6.79
(vi) Conscriptation				3.00	3.00	3.00	3.00
C. Business regulations				5.81	6.06	5.93	5.98
(i) Administrative requirements				2.55	3.22	3.01	3.07
(ii) Bureaucracy costs				3.53	6.52	6.00	6.00
(iii) Starting a business				8.84	9.58	9.74	9.78
(iv) Extra payments/bribes/favoritism				6.78	3.56	2.46	2.65
(v) Licensing restrictions				5.76	6.03	6.42	6.41
(vi) Cost of Tax compliance				7.40	7.44	7.97	7.97

Mongolia

	1980	1990	2000	2005	2010	2015	2016
	Rating (Rank)	Rating (Rank)	Rating (Rank)	Rating (Rank)	Rating (Rank)	Rating (Rank)	Rating (Rank)
Summary Ratings (Rank)				7.08 (56)	7.06 (64)	7.38 (47)	7.40 (48)
	Rating (Data)	Rating (Data)	Rating (Data)	Rating (Data)	Rating (Data)	Rating (Data)	Rating (Data)
1. Size of Government				7.58	8.09	8.23	8.00
A. Government consumption				6.41 (18.22)	6.27 (18.69)	6.28 (18.64)	5.37 (21.74)
B. Transfers and subsidies				7.90 (8.2)	7.08 (11.23)	7.63 (9.21)	7.63 (9.21)
C. Government enterprises and investment				10.00 (7.63)	10.00 (5.55)	10.00 (4.62)	10.00 (4.62)
D. Top marginal tax rate				6.00	9.00	9.00	9.00
(i) Top marginal income tax rate				8.00 (30)	10.00 (10)	10.00 (10)	10.00 (10)
(ii) Top marginal income and payroll tax rate				4.00 (49)	8.00 (29)	8.00 (28)	8.00 (28)
2. Legal System & Property Rights				5.28	5.46	5.65	5.55
A. Judicial independence				2.62	2.67	3.65	3.28
B. Impartial courts				2.52	3.21	3.96	3.77
C. Protection of property rights				5.00	3.84	4.63	4.42
D. Military interference in rule of law and politics				8.80	8.33	8.33	8.33
E. Integrity of the legal system					6.67	6.67	6.67
F. Legal enforcement of contracts				6.24	6.24	5.79	5.79
G. Regulatory restrictions on sale of real property				9.07	9.10	9.11	9.11
H. Reliability of police				3.23	4.42	5.25	5.31
I. Business costs of crime				4.73	6.52	6.92	6.74
<i>Gender Disparity Adjustment</i>	1.00	1.00	1.00	1.00	0.93	0.87	0.87
3. Sound Money				8.31	7.22	9.04	9.39
A. Money growth				8.48 (7.61)	4.74 (26.3)	9.32 (-3.4)	9.39 (3.04)
B. Standard deviation of inflation				7.30 (6.74)	6.17 (9.57)	8.00 (5)	8.27 (4.33)
C. Inflation: most recent year				7.46 (12.72)	7.97 (10.15)	8.84 (5.78)	9.89 (0.55)
D. Freedom to own foreign currency bank accounts				10.00	10.00	10.00	10.00
4. Freedom to Trade Internationally				6.80	6.94	6.86	6.78
A. Tariffs				9.18	9.13	9.11	8.90
(i) Revenue from trade taxes (% of trade sector)				9.01 (1.48)	8.69 (1.96)	8.68 (1.98)	8.68 (1.98)
(ii) Mean tariff rate				9.16 (4.2)	9.00 (5)	9.00 (5)	8.96 (5.2)
(iii) Standard deviation of tariff rates				9.37 (1.58)	9.70 (0.75)	9.64 (0.9)	9.06 (2.34)
B. Regulatory trade barriers				4.62	4.35	3.91	3.80
(i) Non-tariff trade barriers				3.90	5.32	5.23	5.00
(ii) Compliance cost of importing and exporting				5.34	3.37	2.59	2.59
C. Black-market exchange rates				10.00	10.00	10.00	10.00
D. Controls of the movement of capital and people				3.41	4.29	4.42	4.42
(i) Foreign ownership/investment restrictions				6.75	6.06	4.55	4.57
(ii) Capital controls				3.08	6.36	6.15	6.15
(iii) Freedom of foreigners to visit				0.40	0.44	2.54	2.54
5. Regulation				7.43	7.58	7.14	7.26
A. Credit Market regulations				9.43	9.50	8.09	8.44
(i) Ownership of banks							
(ii) Private sector credit				9.85	10.00	6.18	6.88
(iii) Interest rate controls / negative real interest rates				9.00	9.00	10.00	10.00
B. Labor Market regulations				7.05	7.18	6.93	6.65
(i) Hiring regulations and minimum wage				8.90	8.90	10.00	8.90
(ii) Hiring and firing regulations				7.00	5.95	4.77	4.57
(iii) Centralized collective bargaining				8.25	7.96	8.55	8.18
(iv) Hours regulations				6.00	8.00	6.00	6.00
(v) Mandated cost of worker dismissal				9.17	9.25	9.25	9.25
(vi) Conscriptation				3.00	3.00	3.00	3.00
C. Business regulations				5.82	6.06	6.41	6.69
(i) Administrative requirements				2.92	2.83	3.89	3.69
(ii) Bureaucracy costs				3.36	5.61	4.67	6.67
(iii) Starting a business				9.12	9.44	9.79	9.67
(iv) Extra payments/bribes/favoritism				4.67	3.19	3.11	2.91
(v) Licensing restrictions				7.12	7.44	8.68	8.68
(vi) Cost of Tax compliance			7.71	7.71	7.85	8.34	8.50

Montenegro

	1980	1990	2000	2005	2010	2015	2016
	Rating (Rank)	Rating (Rank)	Rating (Rank)	Rating (Rank)	Rating (Rank)	Rating (Rank)	Rating (Rank)
Summary Ratings (Rank)				6.30 (94)	7.33 (41)	6.74 (90)	7.04 (72)
	Rating (Data)	Rating (Data)	Rating (Data)	Rating (Data)	Rating (Data)	Rating (Data)	Rating (Data)
1. Size of Government				5.31	6.25	4.98	6.93
A. Government consumption				2.94 (30)	5.24 (22.2)	5.93 (19.84)	5.78 (20.35)
B. Transfers and subsidies							
C. Government enterprises and investment				6.00 (25.8)	6.00 (26.3)	2.00 (40.77)	8.00 (15.45)
D. Top marginal tax rate				7.00	7.50	7.00	7.00
(i) Top marginal income tax rate				9.00 (23)	10.00 (14)	10.00 (15)	10.00 (12)
(ii) Top marginal income and payroll tax rate					5.00 (40)	4.00 (44)	4.00 (42)
2. Legal System & Property Rights				5.45	6.35	4.83	4.92
A. Judicial independence				3.50	5.28	4.26	4.32
B. Impartial courts				3.50	5.41	4.01	4.04
C. Protection of property rights				4.50	6.20	4.81	5.01
D. Military interference in rule of law and politics				10.00	7.70	6.70	6.70
E. Integrity of the legal system							
F. Legal enforcement of contracts				4.80	4.80	4.80	4.80
G. Regulatory restrictions on sale of real property				7.72	7.64	7.68	7.64
H. Reliability of police				4.49	6.52	4.53	4.88
I. Business costs of crime				5.96	8.20	5.64	5.89
<i>Gender Disparity Adjustment</i>	0.96	0.96	0.96	0.96	0.96	0.82	0.82
3. Sound Money				7.13	8.32	8.40	8.27
A. Money growth					9.94 (-0.29)	9.15 (4.27)	8.82 (5.92)
B. Standard deviation of inflation				7.24 (6.9)	8.48 (3.81)	9.77 (0.58)	9.31 (1.72)
C. Inflation: most recent year				9.14 (4.32)	9.87 (0.65)	9.69 (1.55)	9.95 (-0.27)
D. Freedom to own foreign currency bank accounts				5.00	5.00	5.00	5.00
4. Freedom to Trade Internationally				7.20	7.88	8.14	8.16
A. Tariffs				7.51	8.13	8.23	8.25
(i) Revenue from trade taxes (% of trade sector)				7.80 (3.3)	7.80 (3.3)	7.80 (3.3)	7.80 (3.3)
(ii) Mean tariff rate				8.68 (6.6)	9.02 (4.9)	9.20 (4)	9.22 (3.9)
(iii) Standard deviation of tariff rates				6.05 (9.9)	7.57 (6.08)	7.68 (5.8)	7.74 (5.66)
B. Regulatory trade barriers				6.31	7.23	7.58	7.53
(i) Non-tariff trade barriers				4.50	6.35	5.94	5.83
(ii) Compliance cost of importing and exporting				8.12	8.12	9.23	9.23
C. Black-market exchange rates				10.00	10.00	10.00	10.00
D. Controls of the movement of capital and people				5.00	6.15	6.74	6.86
(i) Foreign ownership/investment restrictions					6.55	5.22	5.59
(ii) Capital controls					6.92	6.92	6.92
(iii) Freedom of foreigners to visit				5.00	4.98	8.08	8.08
5. Regulation				6.38	7.88	7.35	6.94
A. Credit Market regulations				9.45	9.78	8.33	6.67
(i) Ownership of banks				10.00	10.00	10.00	10.00
(ii) Private sector credit				8.34	9.34	5.00	0.00
(iii) Interest rate controls / negative real interest rates				10.00	10.00	10.00	10.00
B. Labor Market regulations				4.76	7.66	7.03	7.43
(i) Hiring regulations and minimum wage				6.70	8.90	5.57	5.57
(ii) Hiring and firing regulations				2.00	5.21	4.32	4.50
(iii) Centralized collective bargaining				2.50	6.35	6.55	6.75
(iv) Hours regulations				8.00	10.00	8.00	10.00
(v) Mandated cost of worker dismissal				6.38	5.51	7.76	7.76
(vi) Conscription				3.00	10.00	10.00	10.00
C. Business regulations				4.92	6.20	6.68	6.72
(i) Administrative requirements				4.00	5.06	4.26	4.38
(ii) Bureaucracy costs				3.00	7.12	6.89	6.89
(iii) Starting a business				9.16	9.66	9.66	9.66
(iv) Extra payments/bribes/favoritism				3.00	5.62	4.19	4.33
(v) Licensing restrictions				4.55	3.90	8.42	8.42
(vi) Cost of Tax compliance				5.83	5.83	6.64	6.64

Morocco

	1980	1990	2000	2005	2010	2015	2016
	Rating (Rank)	Rating (Rank)	Rating (Rank)	Rating (Rank)	Rating (Rank)	Rating (Rank)	Rating (Rank)
Summary Ratings (Rank)	4.29 (78)	4.98 (71)	5.93 (86)	6.28 (98)	6.41 (104)	6.36 (116)	6.37 (115)
	Rating (Data)	Rating (Data)	Rating (Data)	Rating (Data)	Rating (Data)	Rating (Data)	Rating (Data)
1. Size of Government	4.63	5.91	6.32	6.71	6.50	5.93	5.93
A. Government consumption	5.51 (21.26)	6.12 (19.18)	5.10 (22.65)	4.48 (24.75)	4.87 (23.43)	4.43 (24.95)	4.43 (24.94)
B. Transfers and subsidies	9.02 (4.1)	9.51 (2.3)	8.16 (7.25)	8.37 (6.48)	8.13 (7.35)	7.29 (10.43)	7.29 (10.43)
C. Government enterprises and investment	2.00 (46.8)	8.00 (19.8)	8.00 (18.1)	10.00 (13.6)	8.00 (18.67)	8.00 (17.66)	8.00 (17.66)
D. Top marginal tax rate	2.00	0.00	4.00	4.00	5.00	4.00	4.00
(i) Top marginal income tax rate	2.00 (64)	0.00 (87)	4.00 (44)	4.00 (44)	5.00 (38)	5.00 (44)	5.00 (44)
(ii) Top marginal income and payroll tax rate					5.00 (38)	3.00 (51)	3.00 (51)
2. Legal System & Property Rights	1.61	2.88	5.72	5.49	5.46	5.57	5.40
A. Judicial independence				4.07	4.28	4.51	4.59
B. Impartial courts			6.37	5.06	4.83	4.28	4.25
C. Protection of property rights	1.30	4.60		6.26	5.62	6.11	6.16
D. Military interference in rule of law and politics			6.67	6.67	6.67	6.67	6.67
E. Integrity of the legal system	1.70	3.30	10.00	8.33	8.33	7.50	6.67
F. Legal enforcement of contracts			4.30	4.30	5.09	5.09	5.01
G. Regulatory restrictions on sale of real property			6.98	7.65	6.97	7.64	7.48
H. Reliability of police				6.65	5.34	8.00	7.61
I. Business costs of crime				6.60	6.60	7.33	6.93
<i>Gender Disparity Adjustment</i>	0.44	0.44	0.67	0.78	0.83	0.76	0.76
3. Sound Money	6.26	6.50	6.96	7.10	7.07	7.29	7.22
A. Money growth	8.75 (6.25)	8.09 (9.57)	8.63 (6.84)	8.94 (5.29)	9.29 (3.56)	9.95 (0.25)	9.67 (1.66)
B. Standard deviation of inflation	8.19 (4.52)	9.06 (2.36)	9.60 (0.99)	9.65 (0.86)	9.18 (2.05)	9.53 (1.16)	9.53 (1.18)
C. Inflation: most recent year	8.11 (9.46)	8.87 (5.66)	9.62 (1.89)	9.80 (0.98)	9.80 (0.99)	9.69 (1.56)	9.67 (1.64)
D. Freedom to own foreign currency bank accounts	0.00	0.00	0.00	0.00	0.00	0.00	0.00
4. Freedom to Trade Internationally	4.41	4.73	5.13	6.26	6.79	6.84	6.93
A. Tariffs	1.43	4.78	3.19	4.74	5.55	6.78	6.78
(i) Revenue from trade taxes (% of trade sector)	2.87 (10.7)	4.27 (8.6)	5.09 (7.36)	7.51 (3.73)	8.44 (2.34)	9.27 (1.09)	9.27 (1.09)
(ii) Mean tariff rate	0.00 (54)	5.30 (23.5)	3.28 (33.6)	6.12 (19.4)	6.38 (18.1)	7.70 (11.5)	7.70 (11.5)
(iii) Standard deviation of tariff rates			1.20 (22)	0.59 (23.52)	1.82 (20.45)	3.38 (16.56)	3.38 (16.56)
B. Regulatory trade barriers			7.33	5.88	6.87	5.70	5.97
(i) Non-tariff trade barriers				4.98	5.49	4.33	4.88
(ii) Compliance cost of importing and exporting			7.33	6.78	8.24	7.06	7.06
C. Black-market exchange rates	9.80	7.40	10.00	9.42	10.00	10.00	10.00
D. Controls of the movement of capital and people	2.00	2.00	0.00	5.01	4.75	4.90	4.97
(i) Foreign ownership/investment restrictions				7.07	6.30	6.51	6.72
(ii) Capital controls	2.00	2.00	0.00	0.77	0.77	0.77	0.77
(iii) Freedom of foreigners to visit				7.20	7.19	7.41	7.41
5. Regulation	4.55	4.90	5.52	5.84	6.21	6.14	6.35
A. Credit Market regulations	5.69	6.09	7.32	7.74	7.40	7.22	7.81
(i) Ownership of banks	5.00	5.00	5.00	5.00	5.00	5.00	5.00
(ii) Private sector credit	6.38	5.26	7.95	9.21	9.20	8.66	8.43
(iii) Interest rate controls / negative real interest rates		8.00	9.00	9.00	8.00	8.00	10.00
B. Labor Market regulations			3.72	3.65	4.52	4.41	4.23
(i) Hiring regulations and minimum wage			0.00	0.00	1.10	1.10	0.00
(ii) Hiring and firing regulations			3.17	5.30	5.08	3.91	3.84
(iii) Centralized collective bargaining			7.17	7.50	6.65	7.14	7.28
(iv) Hours regulations			6.00	6.00	8.00	8.00	8.00
(v) Mandated cost of worker dismissal			4.99	2.12	5.29	5.29	5.29
(vi) Conscriptation	1.00	1.00	1.00	1.00	1.00	1.00	1.00
C. Business regulations				6.12	6.71	6.80	7.01
(i) Administrative requirements				3.56	3.86	4.26	4.66
(ii) Bureaucracy costs				5.40	6.06	5.33	5.78
(iii) Starting a business			7.12	9.26	9.42	9.61	9.63
(iv) Extra payments/bribes/favoritism				5.08	4.70	4.46	4.26
(v) Licensing restrictions				7.42	8.91	9.47	9.47
(vi) Cost of Tax compliance			5.99	5.99	7.33	7.63	8.26

Mozambique

	1980	1990	2000	2005	2010	2015	2016
	Rating (Rank)	Rating (Rank)	Rating (Rank)	Rating (Rank)	Rating (Rank)	Rating (Rank)	Rating (Rank)
Summary Ratings (Rank)				5.45 (129)	5.51 (142)	5.63 (145)	5.50 (149)
	Rating (Data)	Rating (Data)	Rating (Data)	Rating (Data)	Rating (Data)	Rating (Data)	Rating (Data)
1. Size of Government				5.47	5.19	6.11	6.12
A. Government consumption			8.08 (12.51)	8.41 (11.41)	5.76 (20.4)	3.43 (28.34)	3.44 (28.31)
B. Transfers and subsidies					9.01 (4.14)	9.02 (4.09)	9.02 (4.09)
C. Government enterprises and investment				2.00 (45.74)	0.00 (63.51)	6.00 (25.8)	6.00 (25.8)
D. Top marginal tax rate				6.00	6.00	6.00	6.00
(i) Top marginal income tax rate				7.00 (32)	7.00 (32)	7.00 (32)	7.00 (32)
(ii) Top marginal income and payroll tax rate				5.00 (37)	5.00 (38)	5.00 (38)	5.00 (38)
2. Legal System & Property Rights			1.64	3.23	4.15	3.97	3.97
A. Judicial independence				2.46	2.83	3.25	3.15
B. Impartial courts				2.68	3.69	3.03	2.75
C. Protection of property rights				4.82	4.17	4.40	4.49
D. Military interference in rule of law and politics				3.61	6.67	6.67	6.67
E. Integrity of the legal system				5.00	5.00	5.00	5.00
F. Legal enforcement of contracts			0.00	0.00	0.00	0.00	0.00
G. Regulatory restrictions on sale of real property			4.21	4.54	6.35	7.47	7.57
H. Reliability of police				3.07	4.32	2.92	3.04
I. Business costs of crime				2.85	5.06	3.90	3.99
<i>Gender Disparity Adjustment</i>	0.56	0.56	0.56	1.00	0.96	0.95	0.95
3. Sound Money				7.64	5.86	6.39	5.96
A. Money growth		2.88 (35.58)		8.45 (7.77)	7.37 (13.16)	7.55 (12.27)	7.37 (13.13)
B. Standard deviation of inflation				8.56 (3.59)	8.60 (3.51)	8.73 (3.18)	8.48 (3.81)
C. Inflation: most recent year				8.57 (7.17)	7.46 (12.7)	9.29 (3.55)	8.01 (9.97)
D. Freedom to own foreign currency bank accounts				5.00	0.00	0.00	0.00
4. Freedom to Trade Internationally				6.10	6.51	6.42	6.39
A. Tariffs				6.75	7.98	7.94	7.94
(i) Revenue from trade taxes (% of trade sector)					8.90 (1.65)	8.80 (1.8)	8.80 (1.8)
(ii) Mean tariff rate				7.38 (13.1)	7.98 (10.1)	7.98 (10.1)	7.98 (10.1)
(iii) Standard deviation of tariff rates				6.13 (9.68)	7.05 (7.37)	7.05 (7.37)	7.05 (7.37)
B. Regulatory trade barriers			6.50	5.10	5.65	5.52	5.47
(i) Non-tariff trade barriers				4.68	4.82	4.84	4.49
(ii) Compliance cost of importing and exporting			6.50	5.53	6.49	6.20	6.46
C. Black-market exchange rates				10.00	10.00	10.00	10.00
D. Controls of the movement of capital and people				2.53	2.42	2.22	2.15
(i) Foreign ownership/investment restrictions				6.70	6.38	5.78	5.57
(ii) Capital controls				0.00	0.00	0.00	0.00
(iii) Freedom of foreigners to visit				0.90	0.89	0.89	0.89
5. Regulation				4.82	5.82	5.24	5.08
A. Credit Market regulations				7.16	8.94	6.67	6.33
(i) Ownership of banks					10.00	10.00	10.00
(ii) Private sector credit				5.31	6.82	0.00	0.00
(iii) Interest rate controls / negative real interest rates				9.00	10.00	10.00	9.00
B. Labor Market regulations				2.96	2.76	3.17	3.13
(i) Hiring regulations and minimum wage				2.80	1.67	3.33	3.33
(ii) Hiring and firing regulations				3.01	3.90	4.18	3.96
(iii) Centralized collective bargaining				5.25	4.97	5.51	5.50
(iv) Hours regulations				6.70	6.00	6.00	6.00
(v) Mandated cost of worker dismissal				0.00	0.00	0.00	0.00
(vi) Conscription				0.00	0.00	0.00	0.00
C. Business regulations				4.35	5.75	5.87	5.78
(i) Administrative requirements				2.01	4.33	3.66	3.60
(ii) Bureaucracy costs				2.31	4.24	2.67	2.44
(iii) Starting a business			5.64	5.73	9.46	9.20	9.20
(iv) Extra payments/bribes/favoritism				5.09	4.28	2.84	2.72
(v) Licensing restrictions				3.50	4.78	9.10	8.98
(vi) Cost of Tax compliance			7.42	7.42	7.42	7.76	7.76

Myanmar

	1980	1990	2000	2005	2010	2015	2016
	Rating (Rank)	Rating (Rank)	Rating (Rank)	Rating (Rank)	Rating (Rank)	Rating (Rank)	Rating (Rank)
Summary Ratings (Rank)	3.81 (90)	2.66 (113)	3.65 (123)	3.99 (139)	4.06 (152)	5.32 (151)	5.42 (151)
	Rating (Data)	Rating (Data)	Rating (Data)	Rating (Data)	Rating (Data)	Rating (Data)	Rating (Data)
1. Size of Government			5.76	6.33	5.35	6.30	6.30
A. Government consumption			8.28 (11.86)	10.00 (4.1)	7.04 (16.07)	2.89 (30.17)	2.89 (30.17)
B. Transfers and subsidies							
C. Government enterprises and investment		2.00 (45)	4.00 (34.36)	4.00 (34.36)	4.00 (35.14)	7.00 (24.27)	7.00 (24.27)
D. Top marginal tax rate			5.00	5.00	5.00	9.00	9.00
(i) Top marginal income tax rate			5.00 (40)	5.00 (40)	5.00 (40)	9.00 (25)	9.00 (25)
(ii) Top marginal income and payroll tax rate			5.00 (40)	5.00 (40)	5.00 (40)	9.00 (25)	9.00 (25)
2. Legal System & Property Rights	5.15	3.37	2.81	2.50	3.07	3.42	3.55
A. Judicial independence						2.70	2.70
B. Impartial courts			3.76	2.80	2.90	2.73	2.73
C. Protection of property rights	3.40	3.20				3.41	3.41
D. Military interference in rule of law and politics			0.00	0.00	1.67	2.50	3.33
E. Integrity of the legal system	8.30	3.30	5.00	5.00	5.00	5.00	5.00
F. Legal enforcement of contracts						1.87	1.87
G. Regulatory restrictions on sale of real property						6.72	7.05
H. Reliability of police						3.10	3.10
I. Business costs of crime						3.94	3.94
<i>Gender Disparity Adjustment</i>	0.93	0.93	0.93	0.93	0.93	0.93	0.93
3. Sound Money	6.90	4.23	5.53	4.96	5.73	6.30	6.48
A. Money growth	9.26 (3.69)	7.46 (12.7)	6.93 (15.36)	7.10 (14.51)	7.71 (11.43)	7.78 (11.1)	7.85 (10.76)
B. Standard deviation of inflation	8.59 (3.53)	3.16 (17.09)	5.22 (11.96)	4.60 (13.49)	6.76 (8.1)	9.58 (1.06)	9.47 (1.33)
C. Inflation: most recent year	9.75 (1.24)	6.29 (18.54)	9.98 (-0.11)	8.13 (9.37)	8.46 (7.72)	7.84 (10.8)	8.61 (6.96)
D. Freedom to own foreign currency bank accounts	0.00	0.00	0.00	0.00	0.00	0.00	0.00
4. Freedom to Trade Internationally	0.18	0.00	0.00	1.81	1.78	4.96	4.97
A. Tariffs	0.53	0.00	0.00	5.42	5.35	5.40	5.40
(i) Revenue from trade taxes (% of trade sector)	0.53 (14.2)	0.00 (19.35)	0.00 (19.8)	0.00 (57.21)	0.00 (57.21)	0.00 (57.21)	0.00 (57.21)
(ii) Mean tariff rate				9.10 (4.5)	8.88 (5.6)	8.88 (5.6)	8.88 (5.6)
(iii) Standard deviation of tariff rates				7.16 (7.11)	7.16 (7.11)	7.31 (6.72)	7.31 (6.72)
B. Regulatory trade barriers						2.92	2.93
(i) Non-tariff trade barriers						4.98	4.98
(ii) Compliance cost of importing and exporting						0.86	0.89
C. Black-market exchange rates	0.00	0.00	0.00	0.00	0.00	10.00	10.00
D. Controls of the movement of capital and people	0.00	0.00	0.00	0.00	0.00	1.54	1.54
(i) Foreign ownership/investment restrictions						3.85	3.85
(ii) Capital controls	0.00	0.00	0.00	0.00	0.00	0.77	0.77
(iii) Freedom of foreigners to visit				0.00	0.00	0.00	0.00
5. Regulation	3.03	3.04	4.14	4.36	4.34	5.61	5.81
A. Credit Market regulations	0.47	0.50	3.42	4.00	5.08	5.89	5.89
(i) Ownership of banks	0.00	0.00	0.00	0.00	0.00	0.00	0.00
(ii) Private sector credit	1.40	1.49	3.26	1.99	5.25	7.67	7.67
(iii) Interest rate controls / negative real interest rates	0.00	0.00	7.00	10.00	10.00	10.00	10.00
B. Labor Market regulations						5.59	5.59
(i) Hiring regulations and minimum wage						8.90	8.90
(ii) Hiring and firing regulations						5.22	5.22
(iii) Centralized collective bargaining						7.42	7.42
(iv) Hours regulations						8.00	8.00
(v) Mandated cost of worker dismissal						4.01	4.01
(vi) Conscriptation	3.00	3.00	3.00	3.00	0.00	0.00	0.00
C. Business regulations						5.35	5.94
(i) Administrative requirements						3.24	3.24
(ii) Bureaucracy costs					3.33	1.33	4.89
(iii) Starting a business						9.16	9.13
(iv) Extra payments/bribes/favoritism						2.18	2.18
(v) Licensing restrictions						9.36	9.36
(vi) Cost of Tax compliance						6.84	6.84

Namibia

	1980	1990	2000	2005	2010	2015	2016
	Rating (Rank)	Rating (Rank)	Rating (Rank)	Rating (Rank)	Rating (Rank)	Rating (Rank)	Rating (Rank)
Summary Ratings (Rank)		4.90 (77)	6.65 (65)	6.65 (77)	6.84 (79)	6.61 (98)	6.40 (113)
	Rating (Data)	Rating (Data)	Rating (Data)	Rating (Data)	Rating (Data)	Rating (Data)	Rating (Data)
1. Size of Government	1.70	4.92	5.14	6.21	7.07	5.66	5.28
A. Government consumption	3.40 (28.44)	1.50 (34.91)	2.24 (32.4)	4.41 (24.99)	3.30 (28.79)	3.79 (27.11)	4.29 (25.4)
B. Transfers and subsidies		9.26 (32)	9.33 (2.96)	9.41 (2.66)	8.98 (4.25)	6.84 (12.08)	6.84 (12.08)
C. Government enterprises and investment	0.00 (57.9)	4.00 (38.6)	4.00 (32.26)	4.00 (30.72)	10.00 (13.17)	6.00 (27.08)	4.00 (37.67)
D. Top marginal tax rate			5.00	7.00	6.00	6.00	6.00
(i) Top marginal income tax rate			5.00 (36)	7.00 (35)	6.00 (37)	6.00 (37)	6.00 (37)
(ii) Top marginal income and payroll tax rate			5.00 (36)	7.00 (35)	6.00 (37)	6.00 (37)	6.00 (37)
2. Legal System & Property Rights		1.56	7.63	6.59	6.68	6.51	6.44
A. Judicial independence			7.18	7.07	6.44	6.97	7.13
B. Impartial courts			7.75	5.94	6.10	5.93	5.87
C. Protection of property rights		0.00	5.82	7.46	7.28	7.07	7.04
D. Military interference in rule of law and politics			10.00	10.00	10.00	10.00	10.00
E. Integrity of the legal system		3.30	10.00	8.33	8.33	8.33	8.33
F. Legal enforcement of contracts			6.25	6.25	6.25	4.82	4.82
G. Regulatory restrictions on sale of real property			6.38	6.28	4.76	4.48	4.48
H. Reliability of police				3.63	5.97	5.74	5.51
I. Business costs of crime				4.32	4.94	5.27	4.76
<i>Gender Disparity Adjustment</i>	0.25	0.33	1.00	1.00	1.00	1.00	1.00
3. Sound Money		5.44	6.07	6.48	6.36	6.64	6.14
A. Money growth			7.57 (12.15)	8.97 (5.17)	8.24 (8.82)	8.99 (5.06)	7.66 (11.68)
B. Standard deviation of inflation		7.99 (5.03)	8.70 (3.25)	7.40 (6.49)	8.12 (4.71)	8.25 (4.37)	8.24 (4.39)
C. Inflation: most recent year		8.33 (8.34)	8.00 (10.02)	9.55 (2.26)	9.11 (4.47)	9.32 (3.41)	8.66 (6.71)
D. Freedom to own foreign currency bank accounts		0.00	0.00	0.00	0.00	0.00	0.00
4. Freedom to Trade Internationally		5.85	5.77	6.29	6.56	6.39	6.36
A. Tariffs	8.12	6.14	5.40	5.70	6.24	5.62	5.62
(i) Revenue from trade taxes (% of trade sector)		5.13 (7.3)	1.63 (12.55)	3.04 (10.44)	5.19 (7.21)	2.95 (10.57)	2.81 (10.79)
(ii) Mean tariff rate	8.12 (9.4)	7.80 (11)	8.56 (7.2)	8.88 (5.6)	8.46 (7.7)	8.48 (7.6)	8.48 (7.6)
(iii) Standard deviation of tariff rates		5.48 (11.3)	6.00 (10)	5.17 (12.08)	5.07 (12.32)	5.44 (11.4)	5.56 (11.1)
B. Regulatory trade barriers			7.67	5.74	6.02	5.66	5.58
(i) Non-tariff trade barriers				5.25	5.80	6.05	5.89
(ii) Compliance cost of importing and exporting			7.67	6.23	6.23	5.27	5.27
C. Black-market exchange rates		9.40	10.00	10.00	10.00	10.00	10.00
D. Controls of the movement of capital and people		2.00	0.00	3.71	3.96	4.27	4.22
(i) Foreign ownership/investment restrictions				6.64	6.58	6.29	6.15
(ii) Capital controls		2.00	0.00	0.00	0.77	0.77	0.77
(iii) Freedom of foreigners to visit				4.50	4.54	5.75	5.75
5. Regulation		6.73	8.67	7.69	7.56	7.83	7.76
A. Credit Market regulations		7.68	9.79	9.99	8.67	9.00	8.82
(i) Ownership of banks			10.00	10.00	10.00	10.00	10.00
(ii) Private sector credit		9.37	9.36	9.98	6.00	7.00	6.45
(iii) Interest rate controls / negative real interest rates		6.00	10.00	10.00	10.00	10.00	10.00
B. Labor Market regulations			7.55	7.61	7.71	8.14	8.19
(i) Hiring regulations and minimum wage			10.00	10.00	10.00	10.00	10.00
(ii) Hiring and firing regulations			3.17	3.68	3.57	4.28	4.55
(iii) Centralized collective bargaining			6.33	6.18	6.42	6.30	6.31
(iv) Hours regulations			8.00	8.00	8.00	10.00	10.00
(v) Mandated cost of worker dismissal			7.78	7.78	8.27	8.27	8.27
(vi) Conscriptation		10.00	10.00	10.00	10.00	10.00	10.00
C. Business regulations				5.47	6.29	6.36	6.27
(i) Administrative requirements				2.87	3.98	4.96	4.88
(ii) Bureaucracy costs				3.45	6.36	5.78	5.78
(iii) Starting a business			7.08	6.77	7.71	7.77	7.77
(iv) Extra payments/bribes/favoritism				5.80	5.45	4.36	4.25
(v) Licensing restrictions				8.15	8.47	8.68	8.31
(vi) Cost of Tax compliance			5.80	5.80	5.80	6.61	6.61

Nepal

	1980	1990	2000	2005	2010	2015	2016
Summary Ratings (Rank)	Rating (Rank) 5.77 (32)	Rating (Rank) 5.37 (60)	Rating (Rank) 5.78 (94)	Rating (Rank) 6.41 (88)	Rating (Rank) 6.20 (119)	Rating (Rank) 6.50 (107)	Rating (Rank) 6.53 (102)
	Rating (Data)	Rating (Data)	Rating (Data)	Rating (Data)	Rating (Data)	Rating (Data)	Rating (Data)
1. Size of Government	6.77	5.50	5.30	9.23	8.34	8.13	7.92
A. Government consumption	9.55 (7.54)	9.00 (9.4)	8.60 (10.77)	8.45 (11.27)	8.40 (11.45)	8.16 (12.27)	8.23 (12.01)
B. Transfers and subsidies					9.62 (1.89)	9.36 (2.84)	9.43 (2.58)
C. Government enterprises and investment	4.00 (37.3)	2.00 (43.2)	2.00 (43.2)	10.00 (14.64)	7.00 (20.25)	8.00 (18.74)	7.00 (24.8)
D. Top marginal tax rate					7.00	7.00	7.00
(i) Top marginal income tax rate					7.00 (35)	7.00 (35)	7.00 (35)
(ii) Top marginal income and payroll tax rate					7.00 (35)	7.00 (35)	7.00 (35)
2. Legal System & Property Rights			4.12	3.60	3.42	4.50	4.61
A. Judicial independence				5.16	3.63	5.22	5.02
B. Impartial courts			4.42	3.57	3.27	3.54	3.72
C. Protection of property rights				5.09	3.65	5.12	5.36
D. Military interference in rule of law and politics			5.61	0.00	1.80	3.80	3.80
E. Integrity of the legal system							
F. Legal enforcement of contracts			3.37	3.37	3.37	3.37	3.37
G. Regulatory restrictions on sale of real property			7.77	7.80	8.26	8.33	8.31
H. Reliability of police				3.45	3.21	4.67	5.29
I. Business costs of crime				3.97	3.61	5.12	5.26
<i>Gender Disparity Adjustment</i>	0.56	0.56	0.56	0.78	0.78	0.84	0.84
3. Sound Money	6.10	6.26	6.97	6.60	6.26	6.40	6.44
A. Money growth	8.07 (9.66)	7.71 (11.47)	9.19 (-4.05)	8.91 (-5.46)	8.34 (8.32)	8.02 (9.88)	8.10 (9.52)
B. Standard deviation of inflation	7.86 (5.36)	9.48 (1.29)	9.19 (2.03)	8.86 (2.86)	8.72 (3.2)	9.16 (2.1)	9.40 (1.49)
C. Inflation: most recent year	8.48 (7.61)	7.86 (10.71)	9.50 (2.48)	8.63 (6.84)	8.00 (9.98)	8.43 (7.87)	8.24 (8.79)
D. Freedom to own foreign currency bank accounts	0.00	0.00	0.00	0.00	0.00	0.00	0.00
4. Freedom to Trade Internationally	4.97	3.87	5.97	6.62	6.43	6.76	6.64
A. Tariffs	4.92	4.81	6.10	6.14	6.29	6.26	5.98
(i) Revenue from trade taxes (% of trade sector)	4.27 (8.6)	4.13 (8.8)	6.59 (5.11)	5.97 (6.05)	5.72 (6.42)	5.81 (6.28)	5.01 (7.48)
(ii) Mean tariff rate	5.58 (22.1)	5.48 (22.6)	7.06 (14.7)	7.06 (14.7)	7.54 (12.3)	7.54 (12.3)	7.58 (12.1)
(iii) Standard deviation of tariff rates			4.64 (13.4)	5.39 (11.54)	5.62 (10.95)	5.42 (11.44)	5.35 (11.62)
B. Regulatory trade barriers				4.58	4.72	6.15	5.92
(i) Non-tariff trade barriers				4.79	4.90	5.56	5.61
(ii) Compliance cost of importing and exporting				4.37	4.54	6.75	6.22
C. Black-market exchange rates	10.00	6.80	10.00	10.00	10.00	10.00	10.00
D. Controls of the movement of capital and people	0.00	0.00	1.82	5.77	4.69	4.62	4.64
(i) Foreign ownership/investment restrictions				4.82	4.08	3.87	3.92
(ii) Capital controls	0.00	0.00	1.82	2.50	0.00	0.00	0.00
(iii) Freedom of foreigners to visit				10.00	10.00	10.00	10.00
5. Regulation	5.24	5.83	6.53	6.02	6.54	6.70	7.05
A. Credit Market regulations	4.00	5.56	6.25	7.23	8.21	8.33	9.33
(i) Ownership of banks	0.00	0.00	0.00	2.00	8.00	8.00	8.00
(ii) Private sector credit	6.00	6.68	8.76	9.68	9.64	10.00	10.00
(iii) Interest rate controls / negative real interest rates	6.00	10.00	10.00	10.00	7.00	7.00	10.00
B. Labor Market regulations			6.81	5.91	5.90	5.75	5.82
(i) Hiring regulations and minimum wage			5.60	4.40	3.33	3.33	3.33
(ii) Hiring and firing regulations				3.56	4.13	3.01	3.47
(iii) Centralized collective bargaining				5.86	5.35	5.58	5.52
(iv) Hours regulations			10.00	10.00	10.00	10.00	10.00
(v) Mandated cost of worker dismissal			1.66	1.66	2.60	2.60	2.60
(vi) Conscriptation	10.00	10.00	10.00	10.00	10.00	10.00	10.00
C. Business regulations				4.91	5.51	6.02	6.00
(i) Administrative requirements				3.07	3.13	3.50	3.81
(ii) Bureaucracy costs				4.18	5.76	4.89	4.89
(iii) Starting a business			8.23	8.18	8.68	9.18	9.21
(iv) Extra payments/bribes/favoritism				4.20	3.22	2.85	2.92
(v) Licensing restrictions				4.41	5.93	9.49	8.98
(vi) Cost of Tax compliance			5.43	5.43	6.35	6.20	6.20

Netherlands

	1980	1990	2000	2005	2010	2015	2016
	Rating (Rank)	Rating (Rank)	Rating (Rank)	Rating (Rank)	Rating (Rank)	Rating (Rank)	Rating (Rank)
Summary Ratings (Rank)	7.29 (10)	7.56 (12)	7.96 (14)	7.73 (18)	7.48 (28)	7.73 (17)	7.71 (18)
	Rating (Data)	Rating (Data)	Rating (Data)	Rating (Data)	Rating (Data)	Rating (Data)	Rating (Data)
1. Size of Government	4.34	4.94	3.96	4.40	3.36	3.91	3.93
A. Government consumption	5.23 (22.22)	5.93 (19.85)	2.54 (31.37)	2.05 (33.02)	0.42 (38.56)	1.11 (36.22)	1.22 (35.86)
B. Transfers and subsidies	2.13 (29.4)	2.32 (28.7)	2.79 (26.97)	4.55 (20.51)	3.02 (26.12)	3.51 (24.3)	3.51 (24.3)
C. Government enterprises and investment	10.00 (14.8)	10.00 (12.7)	8.00 (16.39)	8.00 (18.41)	7.00 (21.02)	8.00 (18.19)	8.00 (17.49)
D. Top marginal tax rate	0.00	1.50	2.50	3.00	3.00	3.00	3.00
(i) Top marginal income tax rate	0.00 (72)	3.00 (60)	3.00 (52)	3.00 (52)	3.00 (52)	3.00 (52)	3.00 (52)
(ii) Top marginal income and payroll tax rate		0.00 (63)	2.00 (54)	3.00 (52)	3.00 (52)	3.00 (52)	3.00 (52)
2. Legal System & Property Rights	7.48	8.35	8.72	8.36	8.10	8.21	8.16
A. Judicial independence			9.52	9.05	8.91	8.97	9.08
B. Impartial courts			9.52	8.90	7.32	7.48	7.25
C. Protection of property rights	7.60	10.00	9.09	9.21	8.06	8.64	8.68
D. Military interference in rule of law and politics			10.00	10.00	10.00	10.00	10.00
E. Integrity of the legal system	10.00	10.00	10.00	10.00	10.00	10.00	10.00
F. Legal enforcement of contracts			5.11	5.11	5.14	5.14	5.14
G. Regulatory restrictions on sale of real property			7.80	7.90	7.86	7.95	7.95
H. Reliability of police				7.99	8.51	8.72	8.55
I. Business costs of crime				7.05	7.08	7.01	6.79
<i>Gender Disparity Adjustment</i>	1.00	1.00	1.00	1.00	1.00	1.00	1.00
3. Sound Money	9.43	9.64	9.57	9.46	9.56	9.75	9.50
A. Money growth	9.47 (2.64)	9.45 (2.74)	9.26 (3.7)	8.87 (5.64)	8.92 (5.4)	9.34 (3.32)	8.29 (8.54)
B. Standard deviation of inflation	9.35 (1.63)	9.58 (1.04)	9.54 (1.15)	9.30 (1.75)	9.57 (1.08)	9.78 (0.54)	9.79 (0.54)
C. Inflation: most recent year	8.90 (5.52)	9.54 (2.31)	9.50 (2.52)	9.66 (1.7)	9.75 (1.27)	9.88 (0.6)	9.94 (0.32)
D. Freedom to own foreign currency bank accounts	10.00	10.00	10.00	10.00	10.00	10.00	10.00
4. Freedom to Trade Internationally	9.00	8.81	9.48	8.54	8.56	8.61	8.66
A. Tariffs	8.99	8.44	9.18	8.39	8.34	8.36	8.27
(i) Revenue from trade taxes (% of trade sector)	9.73 (0.4)	9.67 (0.5)	9.78 (0.33)	9.59 (0.62)	9.63 (0.55)	9.10 (1.35)	9.00 (1.5)
(ii) Mean tariff rate	8.24 (8.8)	8.52 (7.4)	9.52 (2.4)	9.46 (2.7)	8.98 (5.1)	8.98 (5.1)	8.96 (5.2)
(iii) Standard deviation of tariff rates		7.12 (7.2)	8.24 (4.4)	6.13 (9.67)	6.41 (8.98)	7.00 (7.5)	6.84 (7.9)
B. Regulatory trade barriers			9.21	8.15	8.30	8.20	8.48
(i) Non-tariff trade barriers			9.25	7.01	7.31	6.44	7.01
(ii) Compliance cost of importing and exporting			9.17	9.29	9.29	9.96	9.96
C. Black-market exchange rates	10.00	10.00	10.00	10.00	10.00	10.00	10.00
D. Controls of the movement of capital and people	8.00	8.00	9.54	7.60	7.61	7.89	7.88
(i) Foreign ownership/investment restrictions			9.85	7.95	7.26	7.47	7.43
(ii) Capital controls	8.00	8.00	9.23	8.46	9.17	8.46	8.46
(iii) Freedom of foreigners to visit				6.40	6.42	7.74	7.74
5. Regulation	6.21	6.05	8.06	7.89	7.81	8.19	8.27
A. Credit Market regulations	9.44	9.26	10.00	9.99	8.87	9.11	9.12
(i) Ownership of banks	10.00	10.00	10.00	10.00	8.00	8.00	8.00
(ii) Private sector credit	8.33	7.78	10.00	9.96	8.61	9.33	9.35
(iii) Interest rate controls / negative real interest rates	10.00	10.00	10.00	10.00	10.00	10.00	10.00
B. Labor Market regulations	2.97	2.83	5.73	6.67	6.72	7.33	7.45
(i) Hiring regulations and minimum wage			4.47	8.30	6.67	6.67	6.67
(ii) Hiring and firing regulations		3.38	2.58	3.17	3.57	5.03	5.40
(iii) Centralized collective bargaining	5.18	4.49	4.40	4.14	4.09	4.76	5.07
(iv) Hours regulations	2.73	2.46	4.51	6.00	6.00	10.00	10.00
(v) Mandated cost of worker dismissal			8.42	8.42	10.00	7.53	7.53
(vi) Conscriptation	1.00	1.00	10.00	10.00	10.00	10.00	10.00
C. Business regulations			8.44	7.02	7.85	8.12	8.26
(i) Administrative requirements			7.73	3.64	4.15	4.96	5.55
(ii) Bureaucracy costs			9.10	5.99	8.64	9.11	9.11
(iii) Starting a business			9.29	9.40	9.52	9.82	9.84
(iv) Extra payments/bribes/favoritism			8.88	8.91	8.34	7.86	8.09
(v) Licensing restrictions				7.01	7.85	8.29	8.29
(vi) Cost of Tax compliance			7.20	7.20	8.58	8.67	8.67

New Zealand

	1980	1990	2000	2005	2010	2015	2016
	Rating (Rank)	Rating (Rank)	Rating (Rank)	Rating (Rank)	Rating (Rank)	Rating (Rank)	Rating (Rank)
Summary Ratings (Rank)	6.44 (19)	7.86 (9)	8.58 (5)	8.44 (3)	8.33 (3)	8.48 (3)	8.49 (3)
	Rating (Data)	Rating (Data)	Rating (Data)	Rating (Data)	Rating (Data)	Rating (Data)	Rating (Data)
1. Size of Government	3.82	5.30	6.68	6.24	5.71	6.46	6.48
A. Government consumption	5.12 (22.59)	5.54 (21.17)	4.84 (23.56)	4.87 (23.45)	4.00 (26.4)	4.54 (24.56)	4.62 (24.29)
B. Transfers and subsidies	4.17 (21.9)	2.64 (27.5)	6.90 (11.87)	7.10 (11.16)	5.82 (15.84)	6.29 (14.13)	6.29 (14.13)
C. Government enterprises and investment	4.00 (30.8)	6.00 (25.3)	10.00 (14.84)	8.00 (16.17)	8.00 (19.1)	8.00 (17.97)	8.00 (17.97)
D. Top marginal tax rate	2.00	7.00	5.00	5.00	5.00	7.00	7.00
(i) Top marginal income tax rate	2.00 (61.5)	7.00 (33)	5.00 (39)	5.00 (39)	5.00 (36)	7.00 (33)	7.00 (33)
(ii) Top marginal income and payroll tax rate		7.00 (33)	5.00 (40.3)	5.00 (40)	5.00 (37)	7.00 (34)	7.00 (34)
2. Legal System & Property Rights	8.04	8.35	8.99	8.70	8.69	8.74	8.72
A. Judicial independence			9.19	8.86	9.55	9.47	9.51
B. Impartial courts			9.19	8.15	7.59	7.62	7.48
C. Protection of property rights	9.20	10.00	7.15	8.66	8.07	8.58	8.84
D. Military interference in rule of law and politics			10.00	10.00	10.00	10.00	10.00
E. Integrity of the legal system	10.00	10.00	10.00	9.65	9.17	9.17	9.17
F. Legal enforcement of contracts			7.50	7.50	7.48	7.18	7.18
G. Regulatory restrictions on sale of real property			9.90	9.93	9.93	9.95	9.95
H. Reliability of police				7.46	8.67	9.35	9.07
I. Business costs of crime				8.08	7.76	7.33	7.23
<i>Gender Disparity Adjustment</i>	1.00	1.00	1.00	1.00	1.00	1.00	1.00
3. Sound Money	6.31	8.64	9.54	9.65	9.65	9.51	9.46
A. Money growth	9.11 (4.46)	7.25 (13.76)	9.19 (4.06)	9.73 (1.36)	9.84 (-0.81)	8.86 (5.7)	8.83 (5.84)
B. Standard deviation of inflation	9.20 (2)	7.84 (5.39)	9.48 (1.29)	9.47 (1.33)	9.34 (1.66)	9.22 (1.96)	9.21 (1.99)
C. Inflation: most recent year	6.93 (15.36)	9.46 (2.7)	9.48 (2.62)	9.39 (3.04)	9.42 (2.91)	9.95 (0.23)	9.78 (1.08)
D. Freedom to own foreign currency bank accounts	0.00	10.00	10.00	10.00	10.00	10.00	10.00
4. Freedom to Trade Internationally	7.62	8.85	9.32	8.73	8.67	8.57	8.64
A. Tariffs	7.87	6.56	9.01	8.88	9.10	9.15	9.13
(i) Revenue from trade taxes (% of trade sector)	8.33 (2.5)	8.87 (1.7)	9.47 (0.79)	9.30 (1.04)	8.81 (1.79)	8.88 (1.68)	8.81 (1.79)
(ii) Mean tariff rate	7.40 (13)	7.10 (14.5)	9.32 (3.4)	9.00 (5)	9.58 (2.1)	9.60 (2)	9.60 (2)
(iii) Standard deviation of tariff rates		3.72 (15.7)	8.24 (4.4)	8.33 (4.17)	8.92 (2.69)	8.96 (2.6)	8.98 (2.56)
B. Regulatory trade barriers			9.38	8.90	8.86	7.96	8.22
(i) Non-tariff trade barriers			9.09	9.04	8.95	7.20	7.71
(ii) Compliance cost of importing and exporting			9.67	8.76	8.76	8.72	8.74
C. Black-market exchange rates	10.00	10.00	10.00	10.00	10.00	10.00	10.00
D. Controls of the movement of capital and people	5.00	10.00	8.89	7.15	6.72	7.18	7.19
(i) Foreign ownership/investment restrictions			9.32	7.84	7.36	6.89	6.91
(ii) Capital controls	5.00	10.00	8.46	7.69	6.92	6.92	6.92
(iii) Freedom of foreigners to visit				5.90	5.86	7.74	7.74
5. Regulation	6.38	8.18	8.36	8.86	8.92	9.11	9.16
A. Credit Market regulations	6.18	9.59	9.83	10.00	9.61	10.00	10.00
(i) Ownership of banks	5.00	10.00	10.00	10.00	10.00	10.00	10.00
(ii) Private sector credit	7.54	8.77	9.49	10.00	8.84	10.00	10.00
(iii) Interest rate controls / negative real interest rates	6.00	10.00	10.00	10.00	10.00	10.00	10.00
B. Labor Market regulations	6.58	6.78	6.60	8.51	8.51	8.82	8.83
(i) Hiring regulations and minimum wage			3.62	8.90	8.90	8.90	8.90
(ii) Hiring and firing regulations		7.62	3.07	4.46	4.54	6.02	6.05
(iii) Centralized collective bargaining	5.18	5.18	8.05	7.68	7.61	8.02	8.02
(iv) Hours regulations	4.57	4.31	4.84	10.00	10.00	10.00	10.00
(v) Mandated cost of worker dismissal			10.00	10.00	10.00	10.00	10.00
(vi) Conscriptation	10.00	10.00	10.00	10.00	10.00	10.00	10.00
C. Business regulations			8.67	8.08	8.64	8.52	8.65
(i) Administrative requirements			7.47	4.13	5.01	5.08	5.49
(ii) Bureaucracy costs			7.80	6.13	9.70	10.00	10.00
(iii) Starting a business			9.61	9.61	9.96	9.98	9.98
(iv) Extra payments/bribes/favoritism			9.23	9.60	9.27	8.38	8.60
(v) Licensing restrictions				9.81	9.81	9.40	9.40
(vi) Cost of Tax compliance			9.22	9.22	8.07	8.30	8.43

Nicaragua

	1980	1990	2000	2005	2010	2015	2016
	Rating (Rank)	Rating (Rank)	Rating (Rank)	Rating (Rank)	Rating (Rank)	Rating (Rank)	Rating (Rank)
Summary Ratings (Rank)	3.49 (99)	2.87 (111)	6.91 (55)	7.15 (53)	7.18 (58)	7.27 (57)	7.27 (54)
	Rating (Data)	Rating (Data)	Rating (Data)	Rating (Data)	Rating (Data)	Rating (Data)	Rating (Data)
1. Size of Government	5.03	3.43	6.81	7.87	8.30	8.03	7.99
A. Government consumption	6.09 (19.29)	0.00 (42.57)	6.72 (17.14)	8.47 (11.19)	9.35 (8.21)	9.14 (8.93)	8.96 (9.53)
B. Transfers and subsidies	9.02 (4.1)	8.28 (6.8)	8.53 (5.88)	10.00 (0.4)	9.84 (1.08)	10.00 (0.46)	10.00 (0.46)
C. Government enterprises and investment	0.00 (71.9)	2.00 (45.3)	6.00 (25.5)	7.00 (24.3)	6.00 (27.6)	7.00 (22.93)	7.00 (24.25)
D. Top marginal tax rate	5.00		6.00	6.00	8.00	6.00	6.00
(i) Top marginal income tax rate	5.00 (50)		8.00 (30)	8.00 (30)	8.00 (30)	8.00 (30)	8.00 (30)
(ii) Top marginal income and payroll tax rate			4.00 (44)	4.00 (44)	8.00 (30)	4.00 (44)	4.00 (44)
2. Legal System & Property Rights	2.44	3.77	4.17	4.06	4.30	4.45	4.45
A. Judicial independence				0.81	1.34	1.13	0.97
B. Impartial courts			4.16	1.91	2.29	2.43	1.81
C. Protection of property rights	2.30	4.70	2.08	4.06	3.69	3.74	4.09
D. Military interference in rule of law and politics			3.33	3.89	5.00	4.17	4.17
E. Integrity of the legal system	1.70	3.30	6.67	6.67	5.83	5.83	5.83
F. Legal enforcement of contracts			4.77	4.77	5.75	5.14	5.14
G. Regulatory restrictions on sale of real property			5.49	6.51	7.73	7.30	7.30
H. Reliability of police				5.45	4.13	4.50	5.30
I. Business costs of crime				4.60	5.04	6.79	6.44
<i>Gender Disparity Adjustment</i>	0.89	0.89	0.89	0.89	0.90	0.95	0.95
3. Sound Money	5.78	0.00	8.66	8.85	8.29	8.90	9.10
A. Money growth	5.91 (20.47)	0.00 (1589.23)	7.58 (12.11)	8.34 (8.3)	6.55 (17.27)	7.34 (13.29)	8.09 (9.53)
B. Standard deviation of inflation	4.56 (13.61)	0.00 (4792.48)	9.26 (1.85)	8.96 (2.59)	7.70 (5.74)	9.05 (2.38)	9.01 (2.47)
C. Inflation: most recent year	2.68 (36.62)	0.00 (5012.69)	7.81 (10.94)	8.08 (9.6)	8.91 (5.45)	9.20 (4)	9.30 (3.52)
D. Freedom to own foreign currency bank accounts	10.00	0.00	10.00	10.00	10.00	10.00	10.00
4. Freedom to Trade Internationally	0.70	4.70	8.06	7.64	7.82	7.81	7.82
A. Tariffs	2.10	6.09	8.77	8.31	8.49	8.46	8.46
(i) Revenue from trade taxes (% of trade sector)	4.20 (8.7)	7.13 (4.3)	8.84 (1.74)	9.16 (1.26)	9.51 (0.73)	9.52 (0.72)	9.51 (0.74)
(ii) Mean tariff rate	0.00 (54)	5.04 (24.8)	9.36 (3.2)	8.64 (6.8)	8.88 (5.6)	8.86 (5.7)	8.86 (5.7)
(iii) Standard deviation of tariff rates			8.12 (4.7)	7.13 (7.17)	7.07 (7.34)	7.01 (7.47)	7.01 (7.47)
B. Regulatory trade barriers			5.48	4.24	5.83	5.65	5.59
(i) Non-tariff trade barriers			3.78	3.70	4.94	4.97	4.86
(ii) Compliance cost of importing and exporting			7.17	4.77	6.72	6.33	6.33
C. Black-market exchange rates	0.00	8.00	10.00	10.00	10.00	10.00	10.00
D. Controls of the movement of capital and people	0.00	0.00	7.99	8.02	6.98	7.13	7.22
(i) Foreign ownership/investment restrictions			8.30	6.37	5.57	6.02	6.26
(ii) Capital controls	0.00	0.00	7.69	7.69	5.38	5.38	5.38
(iii) Freedom of foreigners to visit				10.00	10.00	10.00	10.00
5. Regulation		2.47	6.83	7.32	7.20	7.14	7.00
A. Credit Market regulations	0.00	0.00	8.05	9.33	9.51	9.42	9.45
(i) Ownership of banks				10.00	10.00	10.00	10.00
(ii) Private sector credit		0.00	7.10	9.00	9.54	9.26	9.36
(iii) Interest rate controls / negative real interest rates	0.00	0.00	9.00	9.00	9.00	9.00	9.00
B. Labor Market regulations			6.39	7.17	6.44	6.46	6.03
(i) Hiring regulations and minimum wage			3.63	7.80	6.67	6.67	6.67
(ii) Hiring and firing regulations			6.12	5.70	5.39	5.47	5.31
(iii) Centralized collective bargaining			6.65	7.58	6.34	6.37	5.93
(iv) Hours regulations			4.00	4.00	4.00	4.00	2.00
(v) Mandated cost of worker dismissal			7.96	7.96	6.26	6.26	6.26
(vi) Conscriptation	5.00	0.00	10.00	10.00	10.00	10.00	10.00
C. Business regulations			6.04	5.46	5.64	5.55	5.53
(i) Administrative requirements			6.03	3.24	3.74	2.96	3.22
(ii) Bureaucracy costs			5.18	4.62	4.85	3.56	3.56
(iii) Starting a business			7.23	7.37	7.62	8.87	8.86
(iv) Extra payments/bribes/favoritism			4.45	4.80	3.34	2.61	2.52
(v) Licensing restrictions				5.44	6.59	7.54	7.24
(vi) Cost of Tax compliance			7.31	7.31	7.68	7.75	7.75

Niger

	1980	1990	2000	2005	2010	2015	2016
	Rating (Rank)	Rating (Rank)	Rating (Rank)	Rating (Rank)	Rating (Rank)	Rating (Rank)	Rating (Rank)
Summary Ratings (Rank)	4.62 (67)	4.66 (87)	5.02 (113)	5.00 (133)	5.91 (132)	5.74 (141)	6.01 (131)
	Rating (Data)	Rating (Data)	Rating (Data)	Rating (Data)	Rating (Data)	Rating (Data)	Rating (Data)
1. Size of Government	5.88	3.81	3.96	6.90	9.00	6.18	6.84
A. Government consumption	8.19 (12.15)	7.63 (14.06)	7.91 (13.1)	6.69 (17.27)	7.15 (15.7)	5.89 (19.99)	6.54 (17.77)
B. Transfers and subsidies	9.46 (2.5)			10.00 (0.38)	9.84 (1.09)	9.84 (1.09)	9.84 (1.09)
C. Government enterprises and investment	0.00 (79.9)	0.00 (64.8)	0.00 (58.5)	4.00 (33.8)	10.00 (14.98)	4.00 (30.79)	6.00 (28.73)
D. Top marginal tax rate						5.00	5.00
(i) Top marginal income tax rate						7.00 (35)	7.00 (35)
(ii) Top marginal income and payroll tax rate						3.00 (46)	3.00 (46)
2. Legal System & Property Rights	3.00	3.41	2.64	2.64	3.47	3.41	3.66
A. Judicial independence							
B. Impartial courts			3.49	4.10	4.60	4.50	4.30
C. Protection of property rights	4.00	3.20					
D. Military interference in rule of law and politics			6.67	5.00	3.33	3.33	3.33
E. Integrity of the legal system	5.80	8.30	3.33	3.33	3.33	3.33	3.33
F. Legal enforcement of contracts			2.74	2.74	2.74	3.16	4.03
G. Regulatory restrictions on sale of real property			4.34	5.36	5.72	6.38	7.20
H. Reliability of police							
I. Business costs of crime							
<i>Gender Disparity Adjustment</i>	0.29	0.29	0.29	0.29	0.76	0.65	0.65
3. Sound Money	4.90	7.08	8.25	6.47	6.61	6.78	7.02
A. Money growth	5.92 (20.42)	9.78 (-1.1)	9.04 (-4.78)	8.98 (-5.11)	7.82 (10.88)	8.06 (9.71)	8.78 (6.09)
B. Standard deviation of inflation	7.86 (5.35)	8.86 (2.85)	9.54 (1.14)	8.46 (3.85)	8.77 (3.07)	9.27 (1.84)	9.32 (1.7)
C. Inflation: most recent year	5.84 (20.82)	9.68 (-1.6)	9.42 (2.9)	8.44 (7.8)	9.84 (0.8)	9.80 (1.01)	9.97 (0.17)
D. Freedom to own foreign currency bank accounts	0.00	0.00	5.00	0.00	0.00	0.00	0.00
4. Freedom to Trade Internationally	4.67	4.22	5.87	4.10	4.37	5.49	5.49
A. Tariffs	4.40	3.47	7.60	5.19	6.24	6.13	6.13
(i) Revenue from trade taxes (% of trade sector)	4.40 (8.4)	3.47 (9.8)		0.86 (13.71)	3.82 (9.27)	3.82 (9.27)	3.82 (9.27)
(ii) Mean tariff rate			7.60 (12)	7.46 (12.7)	7.62 (11.9)	7.56 (12.2)	7.56 (12.2)
(iii) Standard deviation of tariff rates				7.26 (6.84)	7.29 (6.78)	7.02 (7.44)	7.02 (7.44)
B. Regulatory trade barriers				1.22	1.22	4.37	4.37
(i) Non-tariff trade barriers							
(ii) Compliance cost of importing and exporting				1.22	1.22	4.37	4.37
C. Black-market exchange rates	9.60	9.20	10.00	10.00	10.00	10.00	10.00
D. Controls of the movement of capital and people	0.00	0.00	0.00	0.00	0.00	1.44	1.44
(i) Foreign ownership/investment restrictions							
(ii) Capital controls	0.00	0.00	0.00	0.00	0.00	0.77	0.77
(iii) Freedom of foreigners to visit				0.00	0.00	2.10	2.10
5. Regulation	4.64	4.79	4.40	4.88	6.12	6.85	7.06
A. Credit Market regulations	4.30	6.13	5.67	7.54	9.79	9.42	9.13
(i) Ownership of banks	2.00	2.00	5.00	10.00	10.00	10.00	10.00
(ii) Private sector credit	8.91	8.38	8.01	8.63	9.37	8.27	7.38
(iii) Interest rate controls / negative real interest rates	2.00	8.00	4.00	4.00	10.00	10.00	10.00
B. Labor Market regulations			3.14	3.14	3.85	4.26	4.26
(i) Hiring regulations and minimum wage			1.10	1.10	0.00	1.67	1.67
(ii) Hiring and firing regulations							
(iii) Centralized collective bargaining							
(iv) Hours regulations			4.70	4.70	6.00	8.00	8.00
(v) Mandated cost of worker dismissal			6.76	6.76	9.40	7.38	7.38
(vi) Conscriptation		0.00	0.00	0.00	0.00	0.00	0.00
C. Business regulations				3.97	4.71	6.86	7.79
(i) Administrative requirements							
(ii) Bureaucracy costs					3.94	2.22	5.11
(iii) Starting a business			3.10	3.35	6.34	9.18	9.65
(iv) Extra payments/bribes/favoritism							
(v) Licensing restrictions				1.60	1.59	9.06	9.41
(vi) Cost of Tax compliance			6.97	6.97	6.97	6.97	6.97

Nigeria

	1980	1990	2000	2005	2010	2015	2016
	Rating (Rank)	Rating (Rank)	Rating (Rank)	Rating (Rank)	Rating (Rank)	Rating (Rank)	Rating (Rank)
Summary Ratings (Rank)	3.44 (100)	3.50 (105)	5.17 (110)	5.95 (111)	6.12 (121)	6.39 (113)	6.32 (118)
	Rating (Data)	Rating (Data)	Rating (Data)	Rating (Data)	Rating (Data)	Rating (Data)	Rating (Data)
1. Size of Government	2.19	2.49	6.19	6.72	6.80	7.14	7.09
A. Government consumption	6.58 (17.64)	5.48 (21.37)	7.56 (14.28)	9.15 (8.91)	8.35 (11.6)	9.70 (7.03)	9.48 (7.78)
B. Transfers and subsidies					9.86 (1.02)	9.87 (0.99)	9.87 (0.99)
C. Government enterprises and investment	0.00 (50.9)	0.00 (88.1)	2.00 (47.28)	2.00 (45.28)	2.00 (46.82)	2.00	2.00
D. Top marginal tax rate	0.00	2.00	9.00	9.00	7.00	7.00	7.00
(i) Top marginal income tax rate	0.00 (70)	2.00 (55)	9.00 (25)	9.00 (25)	9.00 (25)	9.00 (24)	9.00 (24)
(ii) Top marginal income and payroll tax rate			9.00 (25)	9.00 (25)	5.00 (37)	5.00 (38)	5.00 (38)
2. Legal System & Property Rights	2.95	2.82	2.80	3.50	3.80	3.61	3.60
A. Judicial independence				3.59	4.52	4.69	4.38
B. Impartial courts			3.56	3.74	4.78	3.70	3.04
C. Protection of property rights	3.60	3.20	2.52	4.66	3.69	4.99	4.63
D. Military interference in rule of law and politics			3.33	3.33	3.33	3.33	3.33
E. Integrity of the legal system	1.70	1.70	5.00	2.78	3.33	3.33	3.33
F. Legal enforcement of contracts			3.06	5.08	5.08	3.12	4.48
G. Regulatory restrictions on sale of real property			0.00	3.45	3.45	5.23	5.25
H. Reliability of police				2.91	3.33	3.32	3.26
I. Business costs of crime				3.14	4.04	3.48	3.44
<i>Gender Disparity Adjustment</i>	0.93	0.93	0.93	0.93	0.93	0.85	0.85
3. Sound Money	5.91	4.14	5.37	6.41	6.59	7.94	7.46
A. Money growth	6.70 (16.51)	6.06 (19.72)	5.93 (20.35)	7.74 (11.3)	6.11 (19.46)	9.19 (-4.04)	8.96 (-5.19)
B. Standard deviation of inflation	9.44 (1.39)	1.93 (20.18)	1.95 (20.12)	6.46 (8.86)	8.00 (4.99)	9.37 (1.58)	9.02 (2.45)
C. Inflation: most recent year	7.52 (12.42)	8.57 (7.16)	8.61 (6.93)	6.43 (17.86)	7.26 (13.72)	8.20 (9.02)	6.86 (15.7)
D. Freedom to own foreign currency bank accounts	0.00	0.00	5.00	5.00	5.00	5.00	5.00
4. Freedom to Trade Internationally	1.30	2.96	5.23	5.95	6.39	5.93	5.90
A. Tariffs	3.91	3.49	3.76	7.04	7.26	7.29	7.24
(i) Revenue from trade taxes (% of trade sector)	4.33 (8.5)	7.33 (4)					
(ii) Mean tariff rate	3.48 (32.6)	3.14 (34.3)		7.68 (11.6)	7.66 (11.7)	7.58 (12.1)	7.58 (12.1)
(iii) Standard deviation of tariff rates		0.00 (30.8)	3.76 (15.6)	6.40 (9)	6.86 (7.84)	7.00 (7.5)	6.90 (7.74)
B. Regulatory trade barriers			4.43	4.80	5.18	3.17	3.15
(i) Non-tariff trade barriers			3.20	4.48	4.65	6.35	6.29
(ii) Compliance cost of importing and exporting			5.67	5.11	5.72	0.00	0.00
C. Black-market exchange rates	0.00	5.40	5.68	7.86	9.42	8.45	8.45
D. Controls of the movement of capital and people	0.00	0.00	7.04	4.11	3.68	4.80	4.78
(i) Foreign ownership/investment restrictions			8.69	6.93	6.05	6.58	6.52
(ii) Capital controls	0.00	0.00	5.38	5.38	5.00	5.83	5.83
(iii) Freedom of foreigners to visit				0.00	0.00	1.99	1.99
5. Regulation	4.82	5.08	6.27	7.20	7.03	7.31	7.56
A. Credit Market regulations	2.00	3.56	6.53	9.81	8.41	8.90	8.66
(i) Ownership of banks	2.00	2.00	5.00	10.00	10.00	10.00	10.00
(ii) Private sector credit		8.69	6.60	9.44	9.22	6.69	6.97
(iii) Interest rate controls / negative real interest rates	2.00	0.00	8.00	10.00	6.00	10.00	9.00
B. Labor Market regulations			7.37	8.11	8.02	8.92	8.95
(i) Hiring regulations and minimum wage			4.79	10.00	7.77	10.00	10.00
(ii) Hiring and firing regulations			7.15	6.62	6.93	6.25	6.30
(iii) Centralized collective bargaining			6.93	6.69	7.36	7.29	7.39
(iv) Hours regulations			10.00	10.00	10.00	10.00	10.00
(v) Mandated cost of worker dismissal			5.36	5.36	6.05	10.00	10.00
(vi) Conscriptation	10.00	10.00	10.00	10.00	10.00	10.00	10.00
C. Business regulations			4.90	3.66	4.67	4.10	5.09
(i) Administrative requirements			7.83	3.72	4.38	3.28	2.92
(ii) Bureaucracy costs			6.03	3.16	3.64	1.11	1.11
(iii) Starting a business			7.59	8.05	8.17	8.87	9.09
(iv) Extra payments/bribes/favoritism			3.03	3.89	3.20	2.21	2.37
(v) Licensing restrictions				3.16	8.62	9.14	9.09
(vi) Cost of Tax compliance			0.00	0.00	0.00	0.00	5.96

Norway

	1980	1990	2000	2005	2010	2015	2016
	Rating (Rank)	Rating (Rank)	Rating (Rank)	Rating (Rank)	Rating (Rank)	Rating (Rank)	Rating (Rank)
Summary Ratings (Rank)	5.72 (33)	6.99 (20)	7.36 (35)	7.73 (18)	7.47 (29)	7.65 (25)	7.60 (25)
	Rating (Data)	Rating (Data)	Rating (Data)	Rating (Data)	Rating (Data)	Rating (Data)	Rating (Data)
1. Size of Government	2.87	2.94	3.25	5.69	4.80	4.47	4.50
A. Government consumption	3.36 (28.57)	3.06 (29.59)	2.76 (30.62)	2.13 (32.75)	1.81 (33.83)	1.42 (35.16)	1.53 (34.81)
B. Transfers and subsidies	4.11 (22.1)	2.70 (27.3)	4.76 (19.72)	5.11 (18.44)	4.88 (19.3)	4.95 (19.02)	4.95 (19.02)
C. Government enterprises and investment	4.00 (35.9)	4.00 (37.4)	2.00 (43.1)	10.00 (14.5)	7.00 (20.12)	7.00 (21.1)	7.00 (21.93)
D. Top marginal tax rate	0.00	2.00	3.50	5.50	5.50	4.50	4.50
(i) Top marginal income tax rate	0.00 (75)	3.00 (51)	5.00 (47.5)	7.00 (40)	7.00 (40)	6.00 (39)	6.00 (39)
(ii) Top marginal income and payroll tax rate		1.00 (64)	2.00 (64)	4.00 (54)	4.00 (54)	3.00 (54)	3.00 (54)
2. Legal System & Property Rights	7.05	8.35	8.70	8.97	8.65	8.83	8.68
A. Judicial independence			8.35	8.86	8.80	9.29	9.27
B. Impartial courts			8.68	8.81	7.33	7.52	6.90
C. Protection of property rights	6.40	10.00	7.20	8.83	8.22	8.62	8.61
D. Military interference in rule of law and politics			10.00	10.00	10.00	10.00	10.00
E. Integrity of the legal system	10.00	10.00	10.00	10.00	10.00	10.00	10.00
F. Legal enforcement of contracts			7.53	7.53	7.75	7.75	6.85
G. Regulatory restrictions on sale of real property			9.16	9.16	9.12	9.12	9.12
H. Reliability of police				8.63	8.34	9.14	9.15
I. Business costs of crime				8.93	8.32	8.04	8.20
<i>Gender Disparity Adjustment</i>	1.00	1.00	1.00	1.00	1.00	1.00	1.00
3. Sound Money	6.43	8.73	9.03	9.20	9.32	9.51	9.50
A. Money growth	9.41 (2.93)	6.77 (16.13)	9.17 (4.17)	8.64 (6.8)	9.93 (-0.33)	9.76 (-1.18)	9.61 (-1.93)
B. Standard deviation of inflation	8.95 (2.63)	8.91 (2.72)	7.55 (6.11)	8.45 (3.87)	7.82 (5.44)	8.73 (3.18)	9.09 (2.27)
C. Inflation: most recent year	7.38 (13.12)	9.23 (3.87)	9.38 (3.09)	9.70 (1.52)	9.52 (2.4)	9.57 (2.17)	9.29 (3.55)
D. Freedom to own foreign currency bank accounts	0.00	10.00	10.00	10.00	10.00	10.00	10.00
4. Freedom to Trade Internationally	6.89	8.88	8.47	7.38	7.29	7.65	7.59
A. Tariffs	9.28	8.63	7.55	6.07	6.16	6.19	6.23
(i) Revenue from trade taxes (% of trade sector)	9.80 (0.3)	9.80 (0.3)	9.88 (0.17)	9.92 (0.12)	9.89 (0.16)	9.90 (0.15)	9.90 (0.15)
(ii) Mean tariff rate	8.76 (6.2)	8.86 (5.7)	9.42 (2.9)	8.28 (8.6)	8.60 (7)	8.68 (6.6)	8.78 (6.1)
(iii) Standard deviation of tariff rates		7.24 (6.9)	3.36 (16.6)	0.00 (37.41)	0.00 (29.75)	0.00 (29.44)	0.00 (27.08)
B. Regulatory trade barriers			8.48	7.02	7.07	7.96	7.79
(i) Non-tariff trade barriers			7.80	4.90	4.99	6.07	5.72
(ii) Compliance cost of importing and exporting			9.17	9.14	9.14	9.85	9.85
C. Black-market exchange rates	9.40	10.00	10.00	10.00	10.00	10.00	10.00
D. Controls of the movement of capital and people	2.00	8.00	7.84	6.43	5.93	6.46	6.34
(i) Foreign ownership/investment restrictions			8.76	7.42	6.64	7.03	6.65
(ii) Capital controls	2.00	8.00	6.92	5.38	4.62	4.62	4.62
(iii) Freedom of foreigners to visit				6.50	6.53	7.74	7.74
5. Regulation	5.35	6.08	7.33	7.42	7.31	7.79	7.73
A. Credit Market regulations	7.19	8.51	9.00	9.67	10.00	10.00	10.00
(i) Ownership of banks	10.00	8.00	10.00	10.00	10.00	10.00	10.00
(ii) Private sector credit	5.56	7.53	10.00	10.00	10.00	10.00	10.00
(iii) Interest rate controls / negative real interest rates	6.00	10.00	7.00	9.00	10.00	10.00	10.00
B. Labor Market regulations	3.52	3.64	4.62	4.86	4.34	5.23	5.13
(i) Hiring regulations and minimum wage			5.00	3.90	3.90	7.23	7.23
(ii) Hiring and firing regulations		4.88	2.05	2.83	2.94	4.35	4.00
(iii) Centralized collective bargaining	5.18	5.18	4.03	4.63	4.17	4.81	4.58
(iv) Hours regulations	4.40	3.52	4.84	6.00	4.00	4.00	4.00
(v) Mandated cost of worker dismissal			8.79	8.79	10.00	10.00	10.00
(vi) Conscriptation	1.00	1.00	3.00	3.00	1.00	1.00	1.00
C. Business regulations			8.37	7.74	7.59	8.13	8.07
(i) Administrative requirements			6.08	4.70	3.78	5.29	5.09
(ii) Bureaucracy costs			8.70	7.09	7.58	7.56	7.56
(iii) Starting a business			9.30	9.67	9.69	9.85	9.85
(iv) Extra payments/bribes/favoritism			8.73	9.26	8.67	7.93	7.71
(v) Licensing restrictions				6.72	6.78	9.12	9.12
(vi) Cost of Tax compliance			9.02	9.02	9.02	9.07	9.07

Oman

	1980	1990	2000	2005	2010	2015	2016
	Rating (Rank)	Rating (Rank)	Rating (Rank)	Rating (Rank)	Rating (Rank)	Rating (Rank)	Rating (Rank)
Summary Ratings (Rank)		6.20 (36)	7.47 (29)	7.23 (50)	7.01 (68)	6.64 (95)	6.76 (89)
	Rating (Data)	Rating (Data)	Rating (Data)	Rating (Data)	Rating (Data)	Rating (Data)	Rating (Data)
1. Size of Government	4.90	4.84	5.31	4.94	5.19	4.53	4.53
A. Government consumption	0.00 (47.45)	0.00 (58.84)	1.65 (34.4)	0.34 (38.84)	1.12 (36.2)	0.00 (45.33)	0.00 (48.35)
B. Transfers and subsidies	9.59 (2)	9.35 (2.9)	9.61 (1.92)	9.40 (2.69)	9.65 (1.8)	8.13 (7.35)	8.13 (7.35)
C. Government enterprises and investment	0.00 (58.8)	0.00 (59.19)	0.00 (62.99)	0.00 (65.34)	0.00	0.00	0.00
D. Top marginal tax rate	10.00	10.00	10.00	10.00	10.00	10.00	10.00
(i) Top marginal income tax rate	10.00 (0)	10.00 (0)	10.00 (0)	10.00 (0)	10.00 (0)	10.00 (0)	10.00 (0)
(ii) Top marginal income and payroll tax rate		10.00 (0)	10.00 (0)	10.00 (0)	10.00 (0)	10.00 (17)	10.00 (17)
2. Legal System & Property Rights		4.13	6.02	5.92	6.01	6.01	5.94
A. Judicial independence					6.83	6.09	6.09
B. Impartial courts			7.43	6.80	6.34	5.58	5.58
C. Protection of property rights		4.60			7.54	7.41	7.41
D. Military interference in rule of law and politics			8.33	8.33	8.33	8.33	8.33
E. Integrity of the legal system		6.70	8.33	8.33	8.33	8.33	8.33
F. Legal enforcement of contracts			5.14	5.14	5.14	5.14	5.04
G. Regulatory restrictions on sale of real property			8.71	8.71	8.71	8.71	8.05
H. Reliability of police					8.22	8.76	8.76
I. Business costs of crime					8.77	8.80	8.80
<i>Gender Disparity Adjustment</i>	0.59	0.59	0.59	0.59	0.59	0.61	0.61
3. Sound Money	5.40	7.67	8.31	8.68	7.29	8.34	8.79
A. Money growth	9.35 (3.25)	9.47 (-2.67)	9.62 (-1.92)	8.75 (6.23)	7.57 (12.13)	8.63 (6.85)	9.48 (-2.61)
B. Standard deviation of inflation	2.24 (19.39)	4.54 (13.65)	3.88 (15.31)	6.32 (9.19)	2.21 (19.47)	4.75 (13.12)	5.90 (10.25)
C. Inflation: most recent year	0.00 (51.11)	6.68 (16.62)	9.75 (-1.27)	9.63 (1.86)	9.36 (3.2)	9.99 (0.07)	9.78 (1.1)
D. Freedom to own foreign currency bank accounts	10.00	10.00	10.00	10.00	10.00	10.00	10.00
4. Freedom to Trade Internationally		7.11	8.68	7.92	8.05	7.65	7.71
A. Tariffs		9.33	9.38	7.70	7.92	8.08	8.03
(i) Revenue from trade taxes (% of trade sector)		9.33 (1)	9.55 (0.67)	9.45 (0.83)	9.41 (0.89)	9.63 (0.56)	9.63 (0.56)
(ii) Mean tariff rate			9.06 (4.7)	9.24 (3.8)	8.90 (5.5)	8.90 (5.5)	8.90 (5.5)
(iii) Standard deviation of tariff rates			9.52 (1.2)	4.40 (13.99)	5.44 (11.4)	5.71 (10.73)	5.56 (11.11)
B. Regulatory trade barriers				6.70	7.64	6.54	6.82
(i) Non-tariff trade barriers					6.51	6.08	6.08
(ii) Compliance cost of importing and exporting				6.70	8.76	7.00	7.57
C. Black-market exchange rates	10.00	10.00	10.00	10.00	10.00	10.00	10.00
D. Controls of the movement of capital and people	2.00	2.00	6.67	7.28	6.67	5.98	5.98
(i) Foreign ownership/investment restrictions					6.32	5.25	5.25
(ii) Capital controls	2.00	2.00	6.67	6.67	5.83	5.38	5.38
(iii) Freedom of foreigners to visit				7.90	7.85	7.30	7.30
5. Regulation	7.14	7.24	9.04	8.72	8.52	6.66	6.83
A. Credit Market regulations	8.89	9.28	9.45	10.00	8.95	6.67	6.98
(i) Ownership of banks	8.00	8.00	10.00	10.00	10.00	10.00	10.00
(ii) Private sector credit	9.79	9.85	8.34	10.00	9.84	0.00	0.94
(iii) Interest rate controls / negative real interest rates		10.00	10.00	10.00	7.00	10.00	10.00
B. Labor Market regulations			8.63	8.91	8.75	5.99	6.21
(i) Hiring regulations and minimum wage			8.90	10.00	10.00	7.77	8.90
(ii) Hiring and firing regulations					5.12	3.44	3.44
(iii) Centralized collective bargaining					7.38	6.73	6.73
(iv) Hours regulations			6.00	6.00	10.00	2.00	2.00
(v) Mandated cost of worker dismissal			9.63	9.63	10.00		
(vi) Conscriptation	10.00	10.00	10.00	10.00	10.00	10.00	10.00
C. Business regulations				7.26	7.85	7.34	7.30
(i) Administrative requirements					5.42	4.52	4.52
(ii) Bureaucracy costs					7.73	6.22	6.22
(iii) Starting a business			6.64	6.98	8.82	9.75	9.75
(iv) Extra payments/bribes/favoritism					7.85	5.95	5.95
(v) Licensing restrictions				5.37	8.00	8.36	8.11
(vi) Cost of Tax compliance			9.42	9.42	9.31	9.24	9.24

Pakistan

	1980	1990	2000	2005	2010	2015	2016
	Rating (Rank)	Rating (Rank)	Rating (Rank)	Rating (Rank)	Rating (Rank)	Rating (Rank)	Rating (Rank)
Summary Ratings (Rank)	4.25 (80)	4.81 (81)	5.55 (105)	6.09 (103)	6.17 (120)	5.92 (130)	6.00 (132)
	Rating (Data)	Rating (Data)	Rating (Data)	Rating (Data)	Rating (Data)	Rating (Data)	Rating (Data)
1. Size of Government	5.03	5.14	7.19	8.26	8.68	7.86	7.84
A. Government consumption	8.60 (10.77)	6.62 (17.49)	7.91 (13.12)	9.11 (9.04)	9.16 (8.84)	8.22 (12.04)	8.13 (12.37)
B. Transfers and subsidies	9.54 (2.2)	8.94 (4.4)	9.85 (1.05)	9.92 (0.79)	9.55 (2.17)	9.22 (3.37)	9.22 (3.37)
C. Government enterprises and investment	0.00 (65.3)	2.00 (49.4)	4.00 (35.29)	7.00 (24.89)	6.00 (26.2)	6.00 (26.81)	6.00 (27.17)
D. Top marginal tax rate	2.00	3.00	7.00	7.00	10.00	8.00	8.00
(i) Top marginal income tax rate	2.00 (55)	3.00 (50)	7.00 (35)	7.00 (35)	10.00 (20)	8.00 (30)	8.00 (30)
(ii) Top marginal income and payroll tax rate		3.00 (50)	7.00 (35)	7.00 (35)	10.00 (20)	8.00 (30)	8.00 (30)
2. Legal System & Property Rights	2.26	2.38	4.44	3.59	3.71	3.30	3.46
A. Judicial independence				3.79	4.89	4.28	4.38
B. Impartial courts			4.26	3.39	3.72	3.29	3.96
C. Protection of property rights	2.20	2.60		4.50	4.08	4.14	4.33
D. Military interference in rule of law and politics			5.28	0.42	2.50	2.50	2.50
E. Integrity of the legal system	1.70	1.70	5.00	5.00	5.83	5.00	5.00
F. Legal enforcement of contracts			3.55	3.55	3.55	3.75	3.75
G. Regulatory restrictions on sale of real property			6.89	6.95	6.52	5.56	5.56
H. Reliability of police				4.13	3.60	3.52	3.78
I. Business costs of crime				4.66	3.69	3.10	3.56
<i>Gender Disparity Adjustment</i>	0.78	0.78	0.78	0.78	0.74	0.69	0.69
3. Sound Money	6.39	7.87	6.15	6.04	6.04	6.38	6.59
A. Money growth	8.05 (9.75)	8.72 (6.4)	8.55 (7.27)	6.92 (15.4)	8.94 (5.29)	8.29 (8.55)	8.19 (9.06)
B. Standard deviation of inflation	9.33 (1.67)	9.05 (2.38)	6.91 (7.73)	9.05 (2.38)	8.00 (5.01)	7.75 (5.63)	8.94 (2.66)
C. Inflation: most recent year	8.19 (9.06)	8.71 (6.45)	9.13 (4.37)	8.19 (9.06)	7.22 (13.88)	9.49 (2.54)	9.25 (3.75)
D. Freedom to own foreign currency bank accounts	0.00	5.00	0.00	0.00	0.00	0.00	0.00
4. Freedom to Trade Internationally	2.20	3.07	4.14	6.11	5.85	5.77	5.83
A. Tariffs	0.00	0.00	2.79	6.42	4.99	7.15	7.13
(i) Revenue from trade taxes (% of trade sector)	0.00 (15.3)	0.00 (15.21)	6.18 (5.73)	6.59 (5.12)	7.75 (3.37)	7.93 (3.1)	7.93 (3.1)
(ii) Mean tariff rate	0.00 (77.6)	0.00 (58.8)	0.68 (46.6)	7.08 (14.6)	7.22 (13.9)	7.54 (12.3)	7.58 (12.1)
(iii) Standard deviation of tariff rates		0.00 (34)	1.52 (21.2)	5.60 (11.01)	0.00 (27.11)	5.97 (10.09)	5.89 (10.29)
B. Regulatory trade barriers			8.00	6.35	6.09	3.87	4.01
(i) Non-tariff trade barriers				5.56	4.89	4.76	4.90
(ii) Compliance cost of importing and exporting			8.00	7.13	7.28	2.98	3.13
C. Black-market exchange rates	4.60	7.20	5.00	8.93	10.00	10.00	10.00
D. Controls of the movement of capital and people	2.00	2.00	0.77	2.76	2.31	2.07	2.16
(i) Foreign ownership/investment restrictions				6.70	5.40	4.66	4.94
(ii) Capital controls	2.00	2.00	0.77	0.77	0.77	0.77	0.77
(iii) Freedom of foreigners to visit				0.80	0.77	0.77	0.77
5. Regulation	5.35	5.61	5.86	6.43	6.60	6.28	6.29
A. Credit Market regulations	4.29	4.97	6.00	8.92	8.56	8.09	8.09
(i) Ownership of banks	0.00	0.00	0.00	8.00	8.00	8.00	8.00
(ii) Private sector credit	6.87	8.90	7.99	8.75	7.68	6.28	6.26
(iii) Interest rate controls / negative real interest rates	6.00	6.00	10.00	10.00	10.00	10.00	10.00
B. Labor Market regulations			5.71	5.74	5.77	4.93	4.91
(i) Hiring regulations and minimum wage			3.30	2.20	2.23	1.10	1.10
(ii) Hiring and firing regulations			4.17	5.96	5.72	4.74	4.65
(iii) Centralized collective bargaining			7.17	6.63	6.09	5.12	5.13
(iv) Hours regulations			8.00	8.00	8.00	6.00	6.00
(v) Mandated cost of worker dismissal			1.66	1.66	2.60	2.60	2.60
(vi) Conscriptation	10.00	10.00	10.00	10.00	10.00	10.00	10.00
C. Business regulations				4.64	5.45	5.82	5.87
(i) Administrative requirements				3.45	3.62	4.00	4.15
(ii) Bureaucracy costs				1.91	5.91	5.11	4.89
(iii) Starting a business			8.92	9.01	9.21	9.29	9.36
(iv) Extra payments/bribes/favoritism				4.52	3.41	3.39	3.70
(v) Licensing restrictions				5.25	6.82	6.60	6.63
(vi) Cost of Tax compliance			3.72	3.72	3.72	6.51	6.51

Panama

	1980	1990	2000	2005	2010	2015	2016
	Rating (Rank)	Rating (Rank)	Rating (Rank)	Rating (Rank)	Rating (Rank)	Rating (Rank)	Rating (Rank)
Summary Ratings (Rank)	6.07 (26)	6.82 (26)	7.61 (22)	7.57 (24)	7.22 (52)	7.57 (30)	7.58 (27)
	Rating (Data)	Rating (Data)	Rating (Data)	Rating (Data)	Rating (Data)	Rating (Data)	Rating (Data)
1. Size of Government	4.82	5.57	7.81	8.30	6.82	7.41	7.36
A. Government consumption	3.48 (28.18)	4.66 (24.15)	5.26 (22.1)	6.65 (17.4)	6.71 (17.2)	6.58 (17.63)	6.40 (18.25)
B. Transfers and subsidies	8.80 (4.9)	8.12 (7.4)	8.48 (6.06)	8.56 (5.8)	8.56 (5.8)	8.56 (5.8)	8.56 (5.8)
C. Government enterprises and investment	4.00 (39.9)	7.00 (22.1)	10.00 (11.86)	10.00 (14.46)	6.00 (26.87)	8.00 (15.94)	8.00 (16.65)
D. Top marginal tax rate	3.00	2.50	7.50	8.00	6.00	6.50	6.50
(i) Top marginal income tax rate	3.00 (56)	3.00 (56)	8.00 (31.25)	9.00 (30)	8.00 (27)	9.00 (25)	9.00 (25)
(ii) Top marginal income and payroll tax rate		2.00 (64)	7.00 (38)	7.00 (36)	4.00 (43)	4.00 (42)	4.00 (42)
2. Legal System & Property Rights	3.13	3.68	5.46	5.15	4.97	5.43	5.24
A. Judicial independence				2.40	1.85	3.11	2.97
B. Impartial courts			5.35	3.10	4.11	3.40	3.25
C. Protection of property rights	4.00	3.90	4.07	6.71	6.25	6.52	6.37
D. Military interference in rule of law and politics			8.33	8.33	8.33	8.33	8.33
E. Integrity of the legal system	1.70	3.30	5.00	5.00	5.00	5.00	5.00
F. Legal enforcement of contracts			2.26	2.26	2.26	2.99	2.69
G. Regulatory restrictions on sale of real property			8.38	8.38	7.65	8.79	8.79
H. Reliability of police				5.92	5.64	6.14	5.75
I. Business costs of crime				5.10	4.48	5.86	5.26
<i>Gender Disparity Adjustment</i>	0.96	0.96	0.96	0.96	0.96	0.95	0.95
3. Sound Money	6.78	9.79	9.58	9.55	9.13	9.35	9.70
A. Money growth	8.23 (8.85)	9.75 (-1.23)	9.32 (3.39)	9.05 (4.76)	8.29 (8.56)	9.73 (1.37)	9.67 (1.66)
B. Standard deviation of inflation	5.62 (10.96)	9.54 (1.16)	9.28 (1.8)	9.80 (0.49)	8.92 (2.7)	7.71 (5.72)	9.27 (1.83)
C. Inflation: most recent year	3.26 (33.69)	9.89 (0.57)	9.70 (1.5)	9.35 (3.26)	9.30 (3.49)	9.97 (0.13)	9.85 (0.75)
D. Freedom to own foreign currency bank accounts	10.00	10.00	10.00	10.00	10.00	10.00	10.00
4. Freedom to Trade Internationally	8.64	7.80	8.33	8.10	8.29	8.71	8.70
A. Tariffs	7.93	5.40	7.49	7.95	7.88	7.90	7.90
(i) Revenue from trade taxes (% of trade sector)	7.93 (3.1)	8.80 (1.8)	7.33 (4)	8.94 (1.59)	8.94 (1.59)	8.94 (1.59)	8.94 (1.59)
(ii) Mean tariff rate		2.00 (40)	8.10 (9.5)	8.52 (7.4)	8.56 (7.2)	8.64 (6.8)	8.64 (6.8)
(iii) Standard deviation of tariff rates			7.04 (7.4)	6.38 (9.05)	6.14 (9.66)	6.11 (9.72)	6.11 (9.72)
B. Regulatory trade barriers			6.73	6.97	7.58	7.64	7.66
(i) Non-tariff trade barriers			4.95	5.09	6.31	6.38	6.42
(ii) Compliance cost of importing and exporting			8.50	8.85	8.85	8.90	8.90
C. Black-market exchange rates	10.00	10.00	10.00	10.00	10.00	10.00	10.00
D. Controls of the movement of capital and people	8.00	8.00	9.12	7.48	7.69	9.31	9.23
(i) Foreign ownership/investment restrictions			8.24	7.13	7.76	7.92	7.70
(ii) Capital controls	8.00	8.00	10.00	10.00	10.00	10.00	10.00
(iii) Freedom of foreigners to visit				5.30	5.31	10.00	10.00
5. Regulation	6.99	7.25	6.88	6.77	6.92	6.96	6.90
A. Credit Market regulations	8.47	9.33	9.21	9.33	9.18	9.11	9.11
(i) Ownership of banks	8.00	8.00	8.00	8.00	8.00	8.00	8.00
(ii) Private sector credit	8.95	10.00	9.64	10.00	9.54	9.33	9.33
(iii) Interest rate controls / negative real interest rates		10.00	10.00	10.00	10.00	10.00	10.00
B. Labor Market regulations			5.61	5.16	5.10	5.08	5.05
(i) Hiring regulations and minimum wage			3.76	1.10	2.23	2.23	2.23
(ii) Hiring and firing regulations			4.15	3.37	3.56	4.19	4.00
(iii) Centralized collective bargaining			5.85	6.59	6.67	5.93	5.96
(iv) Hours regulations			4.00	4.00	4.00	4.00	4.00
(v) Mandated cost of worker dismissal			5.92	5.92	4.13	4.13	4.13
(vi) Conscriptation	10.00	10.00	10.00	10.00	10.00	10.00	10.00
C. Business regulations			5.80	5.80	6.47	6.70	6.54
(i) Administrative requirements			6.93	3.07	4.05	4.59	4.42
(ii) Bureaucracy costs			3.90	4.69	7.42	7.33	6.89
(iii) Starting a business			9.16	9.17	9.64	9.75	9.75
(iv) Extra payments/bribes/favoritism			5.30	5.76	4.22	3.90	3.66
(v) Licensing restrictions				8.39	8.90	9.32	9.20
(vi) Cost of Tax compliance			3.72	3.72	4.60	5.33	5.33

Papua New Guinea

	1980	1990	2000	2005	2010	2015	2016
	Rating (Rank)	Rating (Rank)	Rating (Rank)	Rating (Rank)	Rating (Rank)	Rating (Rank)	Rating (Rank)
Summary Ratings (Rank)		6.07 (39)	6.13 (80)	6.48 (81)	6.87 (76)	6.17 (122)	6.25 (122)
	Rating (Data)	Rating (Data)	Rating (Data)	Rating (Data)	Rating (Data)	Rating (Data)	Rating (Data)
1. Size of Government	2.75	5.79	6.18	6.75	7.34	5.97	6.30
A. Government consumption	3.50 (28.12)	3.06 (29.61)	3.80 (27.08)	6.88 (16.61)	8.26 (11.91)	3.63 (27.66)	4.52 (24.62)
B. Transfers and subsidies		9.10 (3.8)	9.92 (0.79)	9.12 (3.74)	9.12 (3.74)	7.26 (10.57)	7.66 (9.07)
C. Government enterprises and investment	2.00 (41.4)	7.00 (20.4)	8.00 (18.7)	8.00 (18.7)	8.00	8.00	8.00
D. Top marginal tax rate		4.00	3.00	3.00	4.00	5.00	5.00
(i) Top marginal income tax rate		4.00 (45)	3.00 (47)	3.00 (47)	5.00 (42)	5.00 (42)	5.00 (42)
(ii) Top marginal income and payroll tax rate		4.00 (45)	3.00 (47)	3.00 (47)	3.00 (47)	5.00 (42)	5.00 (42)
2. Legal System & Property Rights		6.28	4.27	4.21	4.53	4.10	4.12
A. Judicial independence						4.27	4.27
B. Impartial courts			5.06	3.90	3.90	4.00	4.10
C. Protection of property rights		5.90				4.12	4.12
D. Military interference in rule of law and politics			5.00	5.42	7.50	7.50	7.50
E. Integrity of the legal system		8.30	3.33	3.75	4.17	5.00	5.00
F. Legal enforcement of contracts			1.01	1.01	1.01	1.01	1.01
G. Regulatory restrictions on sale of real property			6.93	6.96	6.96	6.93	6.93
H. Reliability of police						3.07	3.07
I. Business costs of crime						3.04	3.04
<i>Gender Disparity Adjustment</i>	1.00	1.00	1.00	1.00	0.93	0.90	0.90
3. Sound Money	6.06	6.65	6.27	7.08	7.27	6.50	6.36
A. Money growth	8.71 (6.47)	9.05 (4.73)	9.73 (1.36)	6.58 (17.12)	7.83 (10.87)	9.59 (2.03)	9.21 (3.96)
B. Standard deviation of inflation	6.95 (7.63)	8.39 (4.02)	8.49 (3.78)	7.08 (7.3)	7.47 (6.33)	7.61 (5.96)	7.56 (6.1)
C. Inflation: most recent year	8.58 (7.09)	9.17 (4.13)	6.88 (15.6)	9.66 (1.7)	8.80 (6.02)	8.80 (6.01)	8.67 (6.67)
D. Freedom to own foreign currency bank accounts	0.00	0.00	0.00	5.00	5.00	0.00	0.00
4. Freedom to Trade Internationally		5.18	5.45	5.82	7.00	7.20	7.20
A. Tariffs	7.80	6.93	4.80	6.15	7.06	7.25	7.25
(i) Revenue from trade taxes (% of trade sector)	7.80 (3.3)	5.27 (7.1)	6.03 (5.96)	6.61 (5.08)	6.61 (5.08)	6.61 (5.08)	6.61 (5.08)
(ii) Mean tariff rate		8.60 (7)	5.78 (21.1)	8.78 (6.1)	8.98 (5.1)	9.06 (4.7)	9.06 (4.7)
(iii) Standard deviation of tariff rates			2.60 (18.5)	3.05 (17.38)	5.57 (11.07)	6.09 (9.78)	6.09 (6.09)
B. Regulatory trade barriers				6.17	6.17	4.60	4.60
(i) Non-tariff trade barriers						5.05	5.05
(ii) Compliance cost of importing and exporting				6.17	6.17	4.14	4.14
C. Black-market exchange rates		8.60	10.00	10.00	10.00	10.00	10.00
D. Controls of the movement of capital and people	0.00	0.00	1.54	0.95	4.79	6.93	6.93
(i) Foreign ownership/investment restrictions						6.03	6.03
(ii) Capital controls	0.00	0.00	1.54	0.00	7.69	7.69	7.69
(iii) Freedom of foreigners to visit				1.90	1.88	7.08	7.08
5. Regulation	6.29	6.45	8.48	8.55	8.20	7.10	7.27
A. Credit Market regulations	6.37	6.87	8.14	9.24	8.70	7.77	8.08
(i) Ownership of banks	5.00	5.00	5.00	10.00	10.00	10.00	10.00
(ii) Private sector credit	7.75	8.73	9.42	8.71	7.10	5.31	5.23
(iii) Interest rate controls / negative real interest rates			10.00	9.00	9.00	8.00	9.00
B. Labor Market regulations			8.82	8.82	8.69	7.80	7.99
(i) Hiring regulations and minimum wage			8.90	8.90	7.77	6.67	7.77
(ii) Hiring and firing regulations						5.46	5.46
(iii) Centralized collective bargaining						7.70	7.70
(iv) Hours regulations			10.00	10.00	10.00	10.00	10.00
(v) Mandated cost of worker dismissal			6.38	6.38	7.01	7.01	7.01
(vi) Conscriptation	10.00	10.00	10.00	10.00	10.00	10.00	10.00
C. Business regulations				7.59	7.22	5.72	5.74
(i) Administrative requirements						3.78	3.78
(ii) Bureaucracy costs					5.61	3.78	3.78
(iii) Starting a business			7.88	7.91	8.20	8.52	8.57
(iv) Extra payments/bribes/favoritism						3.20	3.20
(v) Licensing restrictions				7.18	7.23	7.38	7.38
(vi) Cost of Tax compliance			7.69	7.69	7.83	7.68	7.77

Paraguay

	1980	1990	2000	2005	2010	2015	2016
	Rating (Rank)	Rating (Rank)	Rating (Rank)	Rating (Rank)	Rating (Rank)	Rating (Rank)	Rating (Rank)
Summary Ratings (Rank)	6.24 (24)	5.94 (43)	6.79 (61)	6.48 (81)	6.74 (84)	6.91 (78)	6.95 (76)
	Rating (Data)	Rating (Data)	Rating (Data)	Rating (Data)	Rating (Data)	Rating (Data)	Rating (Data)
1. Size of Government	9.06	9.31	7.58	7.62	7.93	8.13	8.18
A. Government consumption	9.60 (7.36)	9.57 (7.45)	7.04 (16.07)	8.25 (11.95)	7.97 (12.9)	7.16 (15.67)	7.39 (14.88)
B. Transfers and subsidies	9.59 (2)	9.65 (1.8)	9.26 (3.21)	9.21 (3.38)	9.26 (3.2)	8.85 (4.72)	8.85 (4.72)
C. Government enterprises and investment	8.00 (17.8)	10.00 (13.3)	4.00 (35.71)	4.00 (35.71)	6.00 (27.68)	8.00 (16.64)	8.00 (16.64)
D. Top marginal tax rate		8.00	10.00	9.00	8.50	8.50	8.50
(i) Top marginal income tax rate		8.00 (30)	10.00 (0)	10.00 (0)	10.00 (10)	10.00 (10)	10.00 (10)
(ii) Top marginal income and payroll tax rate				8.00 (27)	7.00 (34)	7.00 (32)	7.00 (32)
2. Legal System & Property Rights	2.47	3.98	4.55	3.41	3.63	3.87	3.84
A. Judicial independence				1.08	1.30	1.92	1.82
B. Impartial courts			4.08	1.76	2.86	2.29	2.31
C. Protection of property rights	5.40	5.90	2.27	3.35	3.39	4.61	4.46
D. Military interference in rule of law and politics			3.33	2.50	2.50	2.50	2.50
E. Integrity of the legal system	1.70	3.30	5.00	3.33	3.33	3.33	3.33
F. Legal enforcement of contracts			4.19	4.19	4.19	4.07	4.07
G. Regulatory restrictions on sale of real property			8.44	8.47	8.51	8.51	8.54
H. Reliability of police				3.03	2.48	2.97	2.83
I. Business costs of crime				2.94	4.09	4.59	4.70
<i>Gender Disparity Adjustment</i>	0.33	0.78	1.00	1.00	1.00	1.00	1.00
3. Sound Money	7.87	6.50	8.72	8.37	8.65	9.22	9.28
A. Money growth	6.93 (15.33)	4.67 (26.66)	8.66 (6.72)	7.09 (14.53)	7.26 (13.72)	8.84 (5.78)	9.04 (4.79)
B. Standard deviation of inflation	7.91 (5.23)	8.58 (3.55)	8.02 (4.94)	7.75 (5.62)	8.27 (4.34)	8.68 (3.31)	8.91 (2.74)
C. Inflation: most recent year	6.66 (16.71)	2.74 (36.28)	8.20 (8.98)	8.64 (6.79)	9.07 (4.65)	9.37 (3.13)	9.18 (4.09)
D. Freedom to own foreign currency bank accounts	10.00	10.00	10.00	10.00	10.00	10.00	10.00
4. Freedom to Trade Internationally	5.53	5.44	7.42	7.45	7.20	7.31	7.28
A. Tariffs	3.00	6.51	7.63	7.94	7.86	7.95	7.96
(i) Revenue from trade taxes (% of trade sector)	6.00 (6)	7.80 (3.3)	7.76 (3.37)	8.90 (1.65)	8.93 (1.6)	9.02 (1.47)	9.06 (1.41)
(ii) Mean tariff rate	0.00 (71)	6.80 (16)	7.82 (10.9)	8.34 (8.3)	7.96 (10.2)	8.04 (9.8)	8.04 (9.8)
(iii) Standard deviation of tariff rates		4.92 (12.7)	7.32 (6.7)	6.59 (8.51)	6.70 (8.26)	6.79 (8.04)	6.79 (8.04)
B. Regulatory trade barriers			4.97	5.07	5.60	5.66	5.55
(i) Non-tariff trade barriers			2.43	4.98	5.87	5.72	5.50
(ii) Compliance cost of importing and exporting			7.50	5.17	5.34	5.60	5.60
C. Black-market exchange rates	8.60	4.80	10.00	10.00	10.00	10.00	10.00
D. Controls of the movement of capital and people	5.00	5.00	7.06	6.77	5.34	5.62	5.61
(i) Foreign ownership/investment restrictions			5.67	5.07	5.44	6.27	6.24
(ii) Capital controls	5.00	5.00	8.46	9.23	4.62	3.85	3.85
(iii) Freedom of foreigners to visit				6.00	5.97	6.75	6.75
5. Regulation		4.48	5.67	5.57	6.29	6.03	6.14
A. Credit Market regulations		5.97	8.82	8.33	8.33	8.12	8.56
(i) Ownership of banks			8.00	8.00	8.00	8.00	8.00
(ii) Private sector credit		9.95	9.47	10.00	10.00	8.35	8.68
(iii) Interest rate controls / negative real interest rates		2.00	9.00	7.00	7.00	8.00	9.00
B. Labor Market regulations			3.14	3.32	4.65	4.25	4.18
(i) Hiring regulations and minimum wage			4.67	4.40	5.57	4.43	4.43
(ii) Hiring and firing regulations			4.72	3.26	3.94	3.90	3.90
(iii) Centralized collective bargaining			3.95	5.74	6.80	7.55	7.14
(iv) Hours regulations			4.70	4.70	8.00	6.00	6.00
(v) Mandated cost of worker dismissal			0.82	0.82	2.60	2.60	2.60
(vi) Conscriptation	1.00	0.00	0.00	1.00	1.00	1.00	1.00
C. Business regulations			5.04	5.05	5.89	5.74	5.70
(i) Administrative requirements			4.87	2.94	4.17	4.09	3.89
(ii) Bureaucracy costs			4.95	5.13	5.61	4.67	4.67
(iii) Starting a business			5.98	6.19	8.38	8.46	8.46
(iv) Extra payments/bribes/favoritism			3.07	4.30	3.26	2.49	2.46
(v) Licensing restrictions				5.39	8.25	8.96	8.94
(vi) Cost of Tax compliance			6.32	6.32	5.66	5.76	5.76

Peru

	1980	1990	2000	2005	2010	2015	2016
	Rating (Rank)	Rating (Rank)	Rating (Rank)	Rating (Rank)	Rating (Rank)	Rating (Rank)	Rating (Rank)
Summary Ratings (Rank)	3.60 (95)	3.87 (101)	7.48 (28)	7.39 (36)	7.64 (17)	7.47 (38)	7.43 (44)
	Rating (Data)	Rating (Data)	Rating (Data)	Rating (Data)	Rating (Data)	Rating (Data)	Rating (Data)
1. Size of Government	6.47	7.13	8.07	7.71	7.53	7.24	6.98
A. Government consumption	7.26 (15.33)	8.69 (10.46)	7.73 (13.72)	7.86 (13.29)	7.73 (13.71)	6.82 (16.82)	6.76 (17.02)
B. Transfers and subsidies	9.62 (1.9)	9.32 (3)	9.04 (4.02)	8.99 (4.2)	9.37 (2.82)	9.66 (1.75)	9.66 (1.75)
C. Government enterprises and investment	7.00 (24.3)	7.00 (20)	8.00 (19.61)	8.00 (15.6)	7.00 (23.5)	7.00 (23.42)	6.00 (25.09)
D. Top marginal tax rate	2.00	3.50	7.50	6.00	6.00	5.50	5.50
(i) Top marginal income tax rate	2.00 (65)	4.00 (45)	10.00 (20)	8.00 (30)	8.00 (30)	8.00 (30)	8.00 (30)
(ii) Top marginal income and payroll tax rate		3.00 (48)	5.00 (41)	4.00 (48)	4.00 (48)	3.00 (48)	3.00 (48)
2. Legal System & Property Rights	3.14	2.93	4.59	4.56	5.10	4.80	4.77
A. Judicial independence			1.50	1.59	2.70	3.55	3.37
B. Impartial courts			3.17	2.58	3.47	2.67	2.58
C. Protection of property rights	4.00	3.20	3.33	4.13	4.78	5.01	4.49
D. Military interference in rule of law and politics			6.67	8.33	7.50	7.50	7.50
E. Integrity of the legal system	3.30	1.70	5.00	5.00	5.83	5.00	5.00
F. Legal enforcement of contracts			4.16	4.77	5.07	5.08	5.08
G. Regulatory restrictions on sale of real property			8.32	8.29	8.78	8.79	8.77
H. Reliability of police				3.71	3.69	2.60	2.63
I. Business costs of crime				2.67	4.07	3.01	3.47
<i>Gender Disparity Adjustment</i>	0.67	1.00	1.00	1.00	1.00	1.00	1.00
3. Sound Money	1.62	1.25	8.79	9.68	9.27	9.56	9.70
A. Money growth	3.38 (33.12)	0.00 (597.16)	7.03 (14.85)	9.77 (1.13)	8.42 (7.89)	9.51 (2.46)	9.91 (-0.47)
B. Standard deviation of inflation	3.10 (17.26)	0.00 (2341.35)	8.87 (2.83)	9.25 (1.87)	8.97 (2.57)	9.46 (1.35)	9.63 (0.92)
C. Inflation: most recent year	0.00 (65.92)	0.00 (6134.79)	9.25 (3.76)	9.68 (1.62)	9.69 (1.53)	9.29 (3.56)	9.28 (3.6)
D. Freedom to own foreign currency bank accounts	0.00	5.00	10.00	10.00	10.00	10.00	10.00
4. Freedom to Trade Internationally	3.29	4.07	8.53	8.06	8.63	8.23	8.23
A. Tariffs	1.47	3.40	7.80	8.08	8.61	9.17	9.17
(i) Revenue from trade taxes (% of trade sector)	2.93 (10.6)	7.40 (3.9)	7.23 (4.16)	8.48 (2.28)	9.43 (0.86)	9.57 (0.65)	9.57 (0.65)
(ii) Mean tariff rate	0.00 (57)	2.80 (36)	7.32 (13.4)	8.16 (9.2)	8.92 (5.4)	9.52 (2.4)	9.52 (2.4)
(iii) Standard deviation of tariff rates		0.00 (25)	8.84 (2.9)	7.59 (6.02)	7.47 (6.32)	8.44 (3.91)	8.44 (3.91)
B. Regulatory trade barriers			7.46	5.70	7.45	5.65	5.73
(i) Non-tariff trade barriers			6.75	5.19	6.80	5.53	5.70
(ii) Compliance cost of importing and exporting			8.17	6.22	8.10	5.77	5.77
C. Black-market exchange rates	6.40	6.80	10.00	10.00	10.00	10.00	10.00
D. Controls of the movement of capital and people	2.00	2.00	8.88	8.44	8.46	8.08	8.00
(i) Foreign ownership/investment restrictions			9.30	7.27	7.29	6.81	6.57
(ii) Capital controls	2.00	2.00	8.46	8.46	8.46	8.46	8.46
(iii) Freedom of foreigners to visit				9.60	9.62	8.96	8.96
5. Regulation	3.46	3.96	7.41	6.93	7.67	7.53	7.49
A. Credit Market regulations	2.95	2.55	9.21	8.84	9.33	9.32	9.29
(i) Ownership of banks			10.00	8.00	10.00	10.00	10.00
(ii) Private sector credit	5.90	5.11	8.62	9.52	10.00	8.96	8.88
(iii) Interest rate controls / negative real interest rates	0.00	0.00	9.00	9.00	8.00	9.00	9.00
B. Labor Market regulations			6.48	6.51	7.13	6.90	6.93
(i) Hiring regulations and minimum wage			3.08	5.60	3.90	3.90	3.90
(ii) Hiring and firing regulations		6.75	7.20	3.74	4.21	2.52	2.83
(iii) Centralized collective bargaining			7.93	7.82	7.62	7.97	7.82
(iv) Hours regulations			5.51	6.70	10.00	10.00	10.00
(v) Mandated cost of worker dismissal			5.18	5.18	7.04	7.04	7.04
(vi) Conscriptation	0.00	0.00	10.00	10.00	10.00	10.00	10.00
C. Business regulations			6.55	5.43	6.54	6.38	6.24
(i) Administrative requirements			6.75	2.25	2.72	2.02	2.11
(ii) Bureaucracy costs			7.50	4.19	8.18	8.22	8.22
(iii) Starting a business			6.48	7.35	9.04	9.06	9.05
(iv) Extra payments/bribes/favoritism			6.78	6.41	5.05	3.79	3.13
(v) Licensing restrictions				7.16	7.71	8.08	7.85
(vi) Cost of Tax compliance			5.25	5.25	6.54	7.09	7.09

Philippines

	1980	1990	2000	2005	2010	2015	2016
	Rating (Rank)	Rating (Rank)	Rating (Rank)	Rating (Rank)	Rating (Rank)	Rating (Rank)	Rating (Rank)
Summary Ratings (Rank)	5.15 (54)	5.88 (46)	6.97 (49)	7.02 (61)	7.05 (65)	7.43 (43)	7.34 (49)
	Rating (Data)	Rating (Data)	Rating (Data)	Rating (Data)	Rating (Data)	Rating (Data)	Rating (Data)
1. Size of Government	6.49	8.00	6.87	8.79	8.12	8.54	8.50
A. Government consumption	8.13 (12.35)	8.11 (12.43)	7.26 (15.31)	8.17 (12.23)	8.25 (11.96)	7.96 (12.93)	7.90 (13.14)
B. Transfers and subsidies	9.84 (1.1)	9.89 (0.9)	9.21 (3.4)	10.00 (0.26)	9.23 (3.34)	9.19 (3.49)	9.10 (3.82)
C. Government enterprises and investment	7.00 (20.1)	7.00 (23.3)	4.00 (31.1)	10.00 (10.32)	8.00 (18.5)	10.00 (11.99)	10.00 (13.1)
D. Top marginal tax rate	1.00	7.00	7.00	7.00	7.00	7.00	7.00
(i) Top marginal income tax rate	1.00 (70)	7.00 (35)	7.00 (32)	7.00 (32)	7.00 (32)	7.00 (32)	7.00 (32)
(ii) Top marginal income and payroll tax rate		7.00 (35)	7.00 (32)	7.00 (32)	7.00 (32)	7.00 (32)	7.00 (32)
2. Legal System & Property Rights	2.72	2.30	4.66	4.59	3.99	4.43	4.28
A. Judicial independence			4.51	3.93	3.25	4.60	4.26
B. Impartial courts			5.51	3.62	3.04	3.45	3.23
C. Protection of property rights	3.60	1.90	3.22	5.69	4.35	5.20	5.44
D. Military interference in rule of law and politics			6.67	5.83	5.00	5.00	4.17
E. Integrity of the legal system	1.70	1.70	3.33	3.75	4.17	4.17	4.17
F. Legal enforcement of contracts			3.49	3.42	3.42	3.12	3.12
G. Regulatory restrictions on sale of real property			7.80	8.00	7.69	7.93	7.93
H. Reliability of police				4.13	3.80	4.08	3.98
I. Business costs of crime				5.36	4.58	4.53	4.30
<i>Gender Disparity Adjustment</i>	0.78	0.89	0.89	0.89	0.83	0.90	0.90
3. Sound Money	6.10	5.76	9.23	7.94	9.29	9.44	9.42
A. Money growth	8.41 (7.94)	6.95 (15.23)	8.41 (7.96)	8.77 (6.14)	8.74 (6.3)	8.77 (6.14)	8.61 (6.97)
B. Standard deviation of inflation	8.83 (2.92)	8.69 (3.27)	9.32 (1.71)	9.51 (1.22)	9.19 (2.03)	9.29 (1.77)	9.44 (1.4)
C. Inflation: most recent year	7.15 (14.25)	7.41 (12.97)	9.21 (3.95)	8.47 (7.63)	9.24 (3.81)	9.71 (1.43)	9.65 (1.77)
D. Freedom to own foreign currency bank accounts	0.00	0.00	10.00	5.00	10.00	10.00	10.00
4. Freedom to Trade Internationally	5.11	5.43	7.07	6.84	6.69	7.31	7.13
A. Tariffs	3.93	5.69	7.86	8.14	7.75	8.38	7.75
(i) Revenue from trade taxes (% of trade sector)	5.47 (6.8)	5.60 (6.6)	8.26 (2.61)	8.24 (2.64)	7.31 (4.03)	9.10 (1.35)	7.20 (4.2)
(ii) Mean tariff rate	2.40 (38)	5.14 (24.3)	8.48 (7.6)	8.92 (5.4)	8.74 (6.3)	8.74 (6.3)	8.74 (6.3)
(iii) Standard deviation of tariff rates		6.32 (9.2)	6.84 (7.9)	7.25 (6.87)	7.20 (6.99)	7.30 (6.74)	7.30 (6.74)
B. Regulatory trade barriers			5.81	6.82	6.69	5.41	5.37
(i) Non-tariff trade barriers			3.95	6.03	5.36	5.80	5.73
(ii) Compliance cost of importing and exporting			7.67	7.62	8.03	5.02	5.02
C. Black-market exchange rates	9.40	8.60	10.00	10.00	10.00	10.00	10.00
D. Controls of the movement of capital and people	2.00	2.00	4.60	2.39	2.29	5.44	5.39
(i) Foreign ownership/investment restrictions			8.44	6.21	5.89	5.55	5.39
(ii) Capital controls	2.00	2.00	0.77	0.77	0.77	0.77	0.77
(iii) Freedom of foreigners to visit				0.20	0.22	10.00	10.00
5. Regulation	5.34	7.90	7.04	6.92	7.16	7.44	7.37
A. Credit Market regulations	6.60	8.16	9.03	9.15	9.14	9.33	9.33
(i) Ownership of banks	5.00	8.00	8.00	8.00	8.00	8.00	8.00
(ii) Private sector credit	6.79	8.47	9.10	9.46	9.43	10.00	10.00
(iii) Interest rate controls / negative real interest rates	8.00	8.00	10.00	10.00	10.00	10.00	10.00
B. Labor Market regulations		7.65	5.31	5.95	6.11	6.78	6.79
(i) Hiring regulations and minimum wage			4.38	4.40	4.43	7.77	7.77
(ii) Hiring and firing regulations		5.70	3.30	4.28	3.81	4.47	4.41
(iii) Centralized collective bargaining		7.24	6.92	5.47	5.89	5.95	6.07
(iv) Hours regulations			5.68	10.00	10.00	10.00	10.00
(v) Mandated cost of worker dismissal			1.56	1.56	2.52	2.52	2.52
(vi) Conscriptation	3.00	10.00	10.00	10.00	10.00	10.00	10.00
C. Business regulations			6.77	5.65	6.22	6.20	5.98
(i) Administrative requirements			7.20	2.39	2.62	2.87	3.03
(ii) Bureaucracy costs			6.68	4.13	5.76	4.89	4.22
(iii) Starting a business			7.80	7.88	8.66	8.93	8.93
(iv) Extra payments/bribes/favoritism			4.35	4.24	3.15	3.27	2.83
(v) Licensing restrictions				7.41	9.33	9.32	8.92
(vi) Cost of Tax compliance			7.81	7.81	7.81	7.92	7.96

Poland

	1980	1990	2000	2005	2010	2015	2016
	Rating (Rank)	Rating (Rank)	Rating (Rank)	Rating (Rank)	Rating (Rank)	Rating (Rank)	Rating (Rank)
Summary Ratings (Rank)		3.51 (104)	6.55 (72)	6.89 (68)	7.12 (61)	7.36 (49)	7.27 (54)
	Rating (Data)	Rating (Data)	Rating (Data)	Rating (Data)	Rating (Data)	Rating (Data)	Rating (Data)
1. Size of Government	5.10	2.00	5.75	5.40	5.35	5.74	5.62
A. Government consumption	8.21 (12.09)	3.33 (28.69)	5.00 (23)	5.15 (22.5)	4.84 (23.53)	4.84 (23.53)	4.89 (23.38)
B. Transfers and subsidies		2.67 (27.4)	4.50 (20.69)	4.96 (19.01)	5.05 (18.67)	5.61 (16.61)	5.61 (16.61)
C. Government enterprises and investment	2.00 (40.7)	0.00 (58.8)	10.00 (7.91)	8.00 (18.16)	6.00 (28.33)	7.00 (22.13)	8.00 (18.62)
D. Top marginal tax rate			3.50	3.50	5.50	5.50	4.00
(i) Top marginal income tax rate			5.00 (40)	5.00 (40)	7.00 (32)	7.00 (32)	7.00 (32)
(ii) Top marginal income and payroll tax rate			2.00 (52.7)	2.00 (55)	4.00 (44)	4.00 (44)	1.00 (57)
2. Legal System & Property Rights		6.07	5.94	5.53	6.21	5.79	5.56
A. Judicial independence			5.34	4.18	5.55	4.59	3.70
B. Impartial courts			5.85	4.37	3.69	3.73	2.92
C. Protection of property rights		7.30	4.63	4.58	5.90	5.39	5.11
D. Military interference in rule of law and politics			10.00	10.00	10.00	10.00	10.00
E. Integrity of the legal system		6.70	6.67	7.08	7.50	7.50	7.50
F. Legal enforcement of contracts			4.27	4.27	4.27	4.12	4.12
G. Regulatory restrictions on sale of real property			5.62	5.75	7.00	9.28	9.28
H. Reliability of police				4.89	5.61	5.15	5.14
I. Business costs of crime				5.57	7.44	6.71	6.42
<i>Gender Disparity Adjustment</i>	0.96	0.96	0.96	0.96	0.96	0.85	0.85
3. Sound Money	7.42	2.50	7.49	9.27	9.39	9.62	9.65
A. Money growth		0.00 (110.44)	8.97 (5.14)	8.05 (9.75)	8.59 (7.04)	9.21 (3.96)	9.08 (4.58)
B. Standard deviation of inflation	9.21 (1.97)	0.00 (167.57)	8.00 (5)	9.44 (1.41)	9.51 (1.21)	9.47 (1.31)	9.63 (0.93)
C. Inflation: most recent year	8.04 (9.8)	0.00 (435.66)	7.99 (10.06)	9.58 (2.11)	9.46 (2.71)	9.80 (-0.99)	9.88 (-0.61)
D. Freedom to own foreign currency bank accounts	5.00	10.00	5.00	10.00	10.00	10.00	10.00
4. Freedom to Trade Internationally		4.97	7.12	7.28	7.42	7.95	7.91
A. Tariffs		6.70	7.76	8.39	8.34	8.36	8.27
(i) Revenue from trade taxes (% of trade sector)		6.00 (6)	9.20 (1.2)	9.59 (0.62)	9.63 (0.55)	9.10 (1.35)	9.00 (1.5)
(ii) Mean tariff rate		7.66 (11.7)	8.00 (10)	9.46 (2.7)	8.98 (5.1)	8.98 (5.1)	8.96 (5.2)
(iii) Standard deviation of tariff rates		6.44 (8.9)	6.08 (9.8)	6.13 (9.67)	6.41 (8.98)	7.00 (7.5)	6.84 (7.9)
B. Regulatory trade barriers			6.95	6.19	6.85	7.95	7.95
(i) Non-tariff trade barriers			6.23	5.19	5.96	5.93	5.94
(ii) Compliance cost of importing and exporting			7.67	7.18	7.74	9.96	9.96
C. Black-market exchange rates	0.00	8.20	10.00	10.00	10.00	10.00	10.00
D. Controls of the movement of capital and people	0.00	0.00	3.78	4.53	4.51	5.49	5.44
(i) Foreign ownership/investment restrictions			6.78	5.65	5.56	6.43	6.26
(ii) Capital controls	0.00	0.00	0.77	1.54	1.54	2.31	2.31
(iii) Freedom of foreigners to visit				6.40	6.42	7.74	7.74
5. Regulation	3.10	2.03	6.42	6.98	7.22	7.69	7.59
A. Credit Market regulations	0.24	0.44	7.61	8.62	7.95	8.84	8.83
(i) Ownership of banks	0.00	0.00	5.00	8.00	8.00	8.00	8.00
(ii) Private sector credit	0.48	1.31	7.84	7.85	5.85	8.53	8.49
(iii) Interest rate controls / negative real interest rates		0.00	10.00	10.00	10.00	10.00	10.00
B. Labor Market regulations		3.62	4.96	6.56	7.42	7.73	7.14
(i) Hiring regulations and minimum wage			3.39	10.00	5.57	8.90	5.57
(ii) Hiring and firing regulations		5.67	2.72	4.78	3.78	4.24	4.07
(iii) Centralized collective bargaining	4.49	5.18	7.03	6.11	7.19	7.47	7.46
(iv) Hours regulations			4.84	6.70	8.00	8.00	8.00
(v) Mandated cost of worker dismissal			8.79	8.79	10.00	7.76	7.76
(vi) Conscriptation	0.00	0.00	3.00	3.00	10.00	10.00	10.00
C. Business regulations			6.69	5.75	6.29	6.51	6.79
(i) Administrative requirements			7.40	3.45	2.68	2.84	2.99
(ii) Bureaucracy costs			7.13	6.50	7.73	7.33	8.89
(iii) Starting a business			8.01	8.11	8.75	8.65	8.65
(iv) Extra payments/bribes/favoritism			5.60	5.55	5.98	4.87	4.69
(v) Licensing restrictions				5.59	5.91	8.42	8.42
(vi) Cost of Tax compliance			5.31	5.31	6.68	6.96	7.09

Portugal

	1980	1990	2000	2005	2010	2015	2016
	Rating (Rank)	Rating (Rank)	Rating (Rank)	Rating (Rank)	Rating (Rank)	Rating (Rank)	Rating (Rank)
Summary Ratings (Rank)	5.62 (38)	6.20 (36)	7.46 (31)	7.25 (48)	7.00 (69)	7.55 (32)	7.51 (36)
	Rating (Data)	Rating (Data)	Rating (Data)	Rating (Data)	Rating (Data)	Rating (Data)	Rating (Data)
1. Size of Government	3.63	5.22	5.51	5.23	4.48	5.66	5.66
A. Government consumption	6.83 (16.76)	5.95 (19.76)	4.18 (25.8)	4.61 (24.33)	4.52 (24.62)	5.41 (21.59)	5.42 (21.57)
B. Transfers and subsidies	5.69 (16.3)	5.91 (15.5)	5.88 (15.64)	4.81 (19.54)	3.89 (22.91)	4.72 (19.88)	4.72 (19.88)
C. Government enterprises and investment	2.00 (42.2)	6.00 (29.9)	8.00 (16.45)	8.00 (17.65)	6.00 (25.66)	10.00 (14.53)	10.00 (9.65)
D. Top marginal tax rate	0.00	3.00	4.00	3.50	3.50	2.50	2.50
(i) Top marginal income tax rate	0.00 (84)	5.00 (40)	6.00 (40)	5.00 (42)	5.00 (47)	4.00 (55)	4.00 (55)
(ii) Top marginal income and payroll tax rate		1.00 (57)	2.00 (57)	2.00 (58)	2.00 (62)	1.00 (68)	1.00 (68)
2. Legal System & Property Rights	8.00	7.73	7.06	7.32	6.69	6.95	6.98
A. Judicial independence			7.01	7.76	4.89	6.17	6.53
B. Impartial courts			6.35	5.33	2.91	3.14	3.02
C. Protection of property rights	9.00	10.00	6.48	7.43	6.31	5.81	6.15
D. Military interference in rule of law and politics			10.00	10.00	10.00	10.00	10.00
E. Integrity of the legal system	10.00	8.30	8.33	8.33	8.33	8.33	8.33
F. Legal enforcement of contracts			5.25	5.25	5.55	5.50	5.30
G. Regulatory restrictions on sale of real property			6.00	6.04	7.58	7.58	7.58
H. Reliability of police				7.42	6.70	7.85	7.85
I. Business costs of crime				8.29	7.94	8.17	8.05
<i>Gender Disparity Adjustment</i>	1.00	1.00	1.00	1.00	1.00	1.00	1.00
3. Sound Money	5.61	6.05	9.51	9.54	9.75	9.68	9.35
A. Money growth	7.96 (10.18)	8.23 (8.87)	8.77 (6.14)	8.83 (5.83)	9.78 (1.12)	9.22 (3.91)	7.93 (10.37)
B. Standard deviation of inflation	8.66 (3.34)	8.54 (3.66)	9.85 (0.39)	9.78 (0.55)	9.51 (1.23)	9.59 (1.03)	9.60 (1)
C. Inflation: most recent year	5.82 (20.9)	7.45 (12.77)	9.43 (2.85)	9.54 (2.29)	9.72 (1.39)	9.90 (0.49)	9.88 (0.61)
D. Freedom to own foreign currency bank accounts	0.00	0.00	10.00	10.00	10.00	10.00	10.00
4. Freedom to Trade Internationally	6.73	7.55	8.95	7.98	8.08	8.42	8.38
A. Tariffs	8.60	8.26	9.18	8.39	8.34	8.60	8.27
(i) Revenue from trade taxes (% of trade sector)	8.60 (2.1)	9.13 (1.3)	9.78 (0.33)	9.59 (0.62)	9.63 (0.55)	9.81 (0.28)	9.00 (1.5)
(ii) Mean tariff rate		8.52 (7.4)	9.52 (2.4)	9.46 (2.7)	8.98 (5.1)	8.98 (5.1)	8.96 (5.2)
(iii) Standard deviation of tariff rates		7.12 (7.2)	8.24 (4.4)	6.13 (9.67)	6.41 (8.98)	7.00 (7.5)	6.84 (7.9)
B. Regulatory trade barriers			8.62	7.80	7.78	8.67	8.76
(i) Non-tariff trade barriers			7.73	7.78	7.67	7.39	7.55
(ii) Compliance cost of importing and exporting			9.50	7.82	7.89	9.96	9.96
C. Black-market exchange rates	9.60	9.40	10.00	10.00	10.00	10.00	10.00
D. Controls of the movement of capital and people	2.00	5.00	7.99	5.72	6.20	6.41	6.48
(i) Foreign ownership/investment restrictions			9.05	7.67	6.03	6.87	7.09
(ii) Capital controls	2.00	5.00	6.92	3.08	6.15	4.62	4.62
(iii) Freedom of foreigners to visit				6.40	6.42	7.74	7.74
5. Regulation	4.10	4.45	6.29	6.17	6.01	7.06	7.18
A. Credit Market regulations	4.42	5.76	7.88	7.09	6.53	8.06	8.40
(i) Ownership of banks	0.00	2.00	5.00	5.00	8.00	8.00	8.00
(ii) Private sector credit	9.27	7.29	8.64	6.28	1.58	7.19	7.21
(iii) Interest rate controls / negative real interest rates	4.00	8.00	10.00	10.00	10.00	9.00	10.00
B. Labor Market regulations	3.78	3.13	3.91	5.26	4.76	5.87	5.87
(i) Hiring regulations and minimum wage			4.05	6.70	2.23	2.23	2.23
(ii) Hiring and firing regulations		3.40	2.83	2.86	2.30	3.50	3.50
(iii) Centralized collective bargaining	5.18	5.18	4.88	5.51	5.53	6.47	6.45
(iv) Hours regulations	6.16	3.96	5.51	5.30	6.00	6.00	6.00
(v) Mandated cost of worker dismissal			1.19	1.19	2.52	7.04	7.04
(vi) Conscriptation	0.00	0.00	5.00	10.00	10.00	10.00	10.00
C. Business regulations			7.08	6.15	6.74	7.25	7.28
(i) Administrative requirements			7.58	3.68	2.48	3.06	3.29
(ii) Bureaucracy costs			7.20	3.57	8.48	8.89	8.67
(iii) Starting a business			7.23	9.53	9.82	9.83	9.82
(iv) Extra payments/bribes/favoritism			7.04	8.33	6.09	5.39	5.56
(v) Licensing restrictions				5.48	6.67	9.07	9.07
(vi) Cost of Tax compliance			6.32	6.32	6.92	7.28	7.28

Qatar

	1980	1990	2000	2005	2010	2015	2016
	Rating (Rank)	Rating (Rank)	Rating (Rank)	Rating (Rank)	Rating (Rank)	Rating (Rank)	Rating (Rank)
Summary Ratings (Rank)					7.35 (38)	7.43 (43)	7.49 (38)
	Rating (Data)	Rating (Data)	Rating (Data)	Rating (Data)	Rating (Data)	Rating (Data)	Rating (Data)
1. Size of Government					6.40	6.54	6.54
A. Government consumption				0.00 (55.22)	0.00 (46.4)	0.00 (47.36)	0.00 (47.27)
B. Transfers and subsidies					9.19 (3.49)	9.61 (1.92)	9.61 (1.92)
C. Government enterprises and investment							
D. Top marginal tax rate					10.00	10.00	10.00
(i) Top marginal income tax rate					10.00 (0)	10.00 (0)	10.00 (0)
(ii) Top marginal income and payroll tax rate						10.00 (0)	10.00 (0)
2. Legal System & Property Rights					6.08	6.30	6.24
A. Judicial independence					8.37	7.65	7.17
B. Impartial courts					6.32	7.37	7.25
C. Protection of property rights					6.32	7.94	7.66
D. Military interference in rule of law and politics					6.67	6.67	6.67
E. Integrity of the legal system					8.33	8.33	8.33
F. Legal enforcement of contracts					4.86	4.86	4.86
G. Regulatory restrictions on sale of real property					9.66	9.66	9.66
H. Reliability of police					8.79	8.79	8.86
I. Business costs of crime					8.48	8.95	9.02
<i>Gender Disparity Adjustment</i>	0.62	0.62	0.62	0.62	0.62	0.62	0.62
3. Sound Money					7.95	8.37	8.68
A. Money growth					8.90 (-5.49)	9.34 (-3.31)	9.75 (1.27)
B. Standard deviation of inflation					3.36 (16.59)	4.52 (13.7)	5.55 (11.13)
C. Inflation: most recent year					9.51 (-2.43)	9.62 (1.88)	9.42 (2.88)
D. Freedom to own foreign currency bank accounts					10.00	10.00	10.00
4. Freedom to Trade Internationally					7.76	7.56	7.65
A. Tariffs					8.33	8.53	8.44
(i) Revenue from trade taxes (% of trade sector)					9.31 (1.03)	9.31 (1.03)	9.31 (1.03)
(ii) Mean tariff rate					9.00 (5)	9.06 (4.7)	9.06 (4.7)
(iii) Standard deviation of tariff rates					6.68 (8.3)	7.22 (6.96)	6.94 (7.66)
B. Regulatory trade barriers					7.76	6.85	7.31
(i) Non-tariff trade barriers					8.36	6.95	7.16
(ii) Compliance cost of importing and exporting					7.16	6.76	7.46
C. Black-market exchange rates					10.00	10.00	10.00
D. Controls of the movement of capital and people				3.40	4.95	4.87	4.85
(i) Foreign ownership/investment restrictions					6.79	5.89	5.84
(ii) Capital controls					4.62	4.62	4.62
(iii) Freedom of foreigners to visit				3.40	3.43	4.09	4.09
5. Regulation					8.58	8.36	8.34
A. Credit Market regulations					9.50	10.00	10.00
(i) Ownership of banks							
(ii) Private sector credit				10.00	10.00	10.00	10.00
(iii) Interest rate controls / negative real interest rates					9.00	10.00	10.00
B. Labor Market regulations					7.75	6.51	6.47
(i) Hiring regulations and minimum wage					10.00	10.00	10.00
(ii) Hiring and firing regulations					5.44	6.89	6.79
(iii) Centralized collective bargaining					8.27	8.35	8.21
(iv) Hours regulations					8.00	4.00	4.00
(v) Mandated cost of worker dismissal					4.82	4.82	4.82
(vi) Conscription					10.00	5.00	5.00
C. Business regulations					8.47	8.57	8.54
(i) Administrative requirements					6.48	6.75	6.14
(ii) Bureaucracy costs					7.58	7.56	7.78
(iii) Starting a business					9.32	9.65	9.64
(iv) Extra payments/bribes/favoritism					8.08	7.93	8.17
(v) Licensing restrictions					9.78	9.97	9.97
(vi) Cost of Tax compliance					9.60	9.54	9.54

Romania

	1980	1990	2000	2005	2010	2015	2016
	Rating (Rank)	Rating (Rank)	Rating (Rank)	Rating (Rank)	Rating (Rank)	Rating (Rank)	Rating (Rank)
Summary Ratings (Rank)		5.02 (68)	5.73 (98)	7.24 (49)	7.30 (46)	7.70 (21)	7.69 (20)
	Rating (Data)	Rating (Data)	Rating (Data)	Rating (Data)	Rating (Data)	Rating (Data)	Rating (Data)
1. Size of Government	7.85	5.94	6.33	7.99	6.33	6.87	6.83
A. Government consumption	9.41 (8.01)	6.82 (16.82)	8.73 (10.33)	8.94 (9.6)	5.87 (20.03)	6.47 (18.01)	6.31 (18.55)
B. Transfers and subsidies	6.29 (14.1)	5.07 (18.6)	6.09 (14.84)	7.01 (11.49)	5.96 (15.33)	7.03 (11.42)	7.03 (11.42)
C. Government enterprises and investment			8.00 (18.33)	10.00 (10.56)	7.00 (23.84)	7.00 (20.84)	7.00 (20.84)
D. Top marginal tax rate			2.50	6.00	6.50	7.00	7.00
(i) Top marginal income tax rate			5.00 (40)	10.00 (16)	10.00 (16)	10.00 (16)	10.00 (16)
(ii) Top marginal income and payroll tax rate			0.00 (68)	2.00 (54)	3.00 (48)	4.00 (44)	4.00 (44)
2. Legal System & Property Rights		6.28	6.24	5.47	5.72	5.95	6.04
A. Judicial independence				3.14	3.52	4.87	4.80
B. Impartial courts			5.52	3.45	3.04	3.15	3.02
C. Protection of property rights		5.90	4.10	5.12	4.89	4.92	5.64
D. Military interference in rule of law and politics			8.33	8.33	8.33	8.33	8.33
E. Integrity of the legal system		8.30	6.67	6.67	6.67	5.83	5.83
F. Legal enforcement of contracts			5.21	5.21	4.85	4.85	5.04
G. Regulatory restrictions on sale of real property			7.63	7.97	9.11	9.14	9.24
H. Reliability of police				4.44	4.54	5.32	5.65
I. Business costs of crime				4.87	6.56	7.10	6.82
<i>Gender Disparity Adjustment</i>	1.00	1.00	1.00	1.00	1.00	1.00	1.00
3. Sound Money	6.61	7.18	2.71	8.30	9.10	9.40	9.34
A. Money growth	7.76 (11.2)	8.57 (7.13)	9.98 (-0.12)	8.92 (-5.39)	8.65 (6.77)	8.70 (6.48)	8.20 (8.98)
B. Standard deviation of inflation	8.78 (3.05)	7.87 (5.32)	0.00 (44.43)	6.07 (9.82)	8.98 (2.56)	9.01 (2.48)	9.47 (1.33)
C. Inflation: most recent year	9.88 (0.59)	7.26 (13.72)	0.87 (45.67)	8.20 (8.99)	8.78 (6.09)	9.88 (-0.59)	9.69 (-1.54)
D. Freedom to own foreign currency bank accounts	0.00	5.00	0.00	10.00	10.00	10.00	10.00
4. Freedom to Trade Internationally		3.24	6.93	7.79	7.99	8.48	8.44
A. Tariffs		9.73	6.76	7.75	8.34	8.36	8.27
(i) Revenue from trade taxes (% of trade sector)		9.73 (0.4)	8.95 (1.58)	9.59 (0.62)	9.63 (0.55)	9.10 (1.35)	9.00 (1.5)
(ii) Mean tariff rate			6.96 (15.2)	8.68 (6.6)	8.98 (5.1)	8.98 (5.1)	8.96 (5.2)
(iii) Standard deviation of tariff rates			4.36 (14.1)	4.98 (12.56)	6.41 (8.98)	7.00 (7.5)	6.84 (7.9)
B. Regulatory trade barriers			6.41	6.89	7.06	8.09	8.01
(i) Non-tariff trade barriers			5.48	5.43	5.78	6.21	6.06
(ii) Compliance cost of importing and exporting			7.33	8.35	8.35	9.96	9.96
C. Black-market exchange rates	0.00	0.00	10.00	10.00	10.00	10.00	10.00
D. Controls of the movement of capital and people	0.00	0.00	4.54	6.52	6.55	7.46	7.49
(i) Foreign ownership/investment restrictions			7.55	6.23	5.54	6.18	6.26
(ii) Capital controls	0.00	0.00	1.54	6.92	7.69	8.46	8.46
(iii) Freedom of foreigners to visit				6.40	6.42	7.74	7.74
5. Regulation	2.64	2.47	6.45	6.68	7.38	7.80	7.78
A. Credit Market regulations	0.00	0.00	5.34	7.77	9.00	9.80	9.79
(i) Ownership of banks	0.00	0.00	0.00	5.00	10.00	10.00	10.00
(ii) Private sector credit	0.00	0.00	6.02	9.32	7.01	9.40	9.37
(iii) Interest rate controls / negative real interest rates		0.00	10.00	9.00	10.00	10.00	10.00
B. Labor Market regulations			6.76	5.63	6.87	7.27	7.37
(i) Hiring regulations and minimum wage			4.66	3.30	3.33	3.90	3.90
(ii) Hiring and firing regulations			8.80	4.15	4.29	4.35	4.99
(iii) Centralized collective bargaining			8.67	7.87	6.37	7.39	7.33
(iv) Hours regulations			6.00	6.00	8.00	8.00	8.00
(v) Mandated cost of worker dismissal			9.44	9.44	9.25	10.00	10.00
(vi) Conscription	1.00	0.00	3.00	3.00	10.00	10.00	10.00
C. Business regulations			7.24	6.64	6.25	6.31	6.17
(i) Administrative requirements			6.63	3.50	3.08	2.80	2.60
(ii) Bureaucracy costs			7.50	7.04	6.82	6.00	6.44
(iii) Starting a business			9.02	9.60	9.52	9.59	9.61
(iv) Extra payments/bribes/favoritism			5.18	5.18	4.49	3.17	3.52
(v) Licensing restrictions				6.72	6.11	8.13	6.67
(vi) Cost of Tax compliance			7.87	7.84	7.51	8.20	8.17

Russia

	1980	1990	2000	2005	2010	2015	2016
	Rating (Rank)	Rating (Rank)	Rating (Rank)	Rating (Rank)	Rating (Rank)	Rating (Rank)	Rating (Rank)
Summary Ratings (Rank)			5.50 (107)	6.24 (99)	6.54 (99)	6.65 (93)	6.83 (87)
	Rating (Data)	Rating (Data)	Rating (Data)	Rating (Data)	Rating (Data)	Rating (Data)	Rating (Data)
1. Size of Government	1.66	1.24	6.77	7.24	6.90	6.78	6.71
A. Government consumption	3.03 (29.7)	2.99 (29.84)	5.01 (22.96)	4.40 (25.06)	4.03 (26.3)	4.40 (25.03)	4.12 (25.99)
B. Transfers and subsidies	1.96 (30)	1.96 (30)	6.56 (13.11)	7.05 (11.33)	5.07 (18.61)	5.23 (18.01)	5.23 (18.01)
C. Government enterprises and investment		0.00 (90)	10.00 (10.3)	10.00 (14.5)	10.00 (8.3)	10.00 (9.77)	10.00 (9.66)
D. Top marginal tax rate	0.00	0.00	5.50	7.50	8.50	7.50	7.50
(i) Top marginal income tax rate	0.00 (100)	0.00 (80)	8.00 (30)	10.00 (13)	10.00 (13)	10.00 (13)	10.00 (13)
(ii) Top marginal income and payroll tax rate			3.00 (50)	5.00 (39)	7.00 (35)	5.00 (40)	5.00 (40)
2. Legal System & Property Rights			5.56	5.21	5.17	4.85	4.96
A. Judicial independence			3.51	2.14	2.66	3.94	4.20
B. Impartial courts			5.18	2.78	2.88	3.72	3.92
C. Protection of property rights			1.88	3.63	3.02	4.14	4.32
D. Military interference in rule of law and politics			6.67	7.50	7.50	6.67	6.67
E. Integrity of the legal system			5.00	6.67	6.67	5.00	5.00
F. Legal enforcement of contracts			7.53	7.53	7.53	6.92	6.92
G. Regulatory restrictions on sale of real property			9.14	8.92	9.12	9.65	9.69
H. Reliability of police				3.28	2.72	4.16	4.61
I. Business costs of crime				4.49	5.31	5.83	5.91
<i>Gender Disparity Adjustment</i>	1.00	1.00	1.00	1.00	0.96	0.74	0.74
3. Sound Money	5.72	5.95	3.66	6.69	8.47	8.52	9.10
A. Money growth	7.88 (10.6)	8.06 (9.7)	2.19 (39.06)	5.31 (23.43)	7.77 (11.14)	8.81 (5.94)	8.63 (6.87)
B. Standard deviation of inflation	9.28 (1.8)	8.92 (2.7)	1.61 (20.98)	8.97 (2.57)	7.47 (6.33)	8.36 (4.1)	9.20 (2.01)
C. Inflation: most recent year		6.82 (15.9)	5.84 (20.78)	7.46 (12.68)	8.63 (6.86)	6.89 (15.53)	8.59 (7.05)
D. Freedom to own foreign currency bank accounts	0.00	0.00	5.00	5.00	10.00	10.00	10.00
4. Freedom to Trade Internationally			6.37	5.76	5.80	6.61	6.84
A. Tariffs			7.00	5.08	4.91	6.48	6.94
(i) Revenue from trade taxes (% of trade sector)			6.92 (4.62)	1.17 (13.24)	0.95 (13.57)	4.49 (8.26)	5.59 (6.62)
(ii) Mean tariff rate			7.48 (12.6)	8.08 (9.6)	8.10 (9.5)	8.44 (7.8)	8.48 (7.6)
(iii) Standard deviation of tariff rates			6.60 (8.5)	5.99 (10.03)	5.67 (10.83)	6.51 (8.74)	6.75 (8.13)
B. Regulatory trade barriers			5.64	4.83	4.51	5.29	5.72
(i) Non-tariff trade barriers			3.78	4.76	4.12	4.81	4.77
(ii) Compliance cost of importing and exporting			7.50	4.90	4.90	5.76	6.67
C. Black-market exchange rates	0.00	0.00	10.00	10.00	10.00	10.00	10.00
D. Controls of the movement of capital and people	0.00	0.00	2.86	3.12	3.80	4.66	4.70
(i) Foreign ownership/investment restrictions			5.71	4.22	4.23	4.07	4.18
(ii) Capital controls	0.00	0.00	0.00	3.85	5.83	6.15	6.15
(iii) Freedom of foreigners to visit				1.30	1.33	3.76	3.76
5. Regulation	2.47	1.00	5.16	6.31	6.35	6.51	6.53
A. Credit Market regulations	0.00	0.17	4.29	8.00	7.77	7.83	7.91
(i) Ownership of banks	0.00	0.00	2.00	5.00	5.00	5.00	5.00
(ii) Private sector credit		0.50	5.88	10.00	9.31	8.50	8.72
(iii) Interest rate controls / negative real interest rates	0.00	0.00	5.00	9.00	9.00	10.00	10.00
B. Labor Market regulations		1.84	5.15	5.98	5.94	5.69	5.51
(i) Hiring regulations and minimum wage			2.58	6.70	5.00	3.90	4.45
(ii) Hiring and firing regulations		1.03	6.08	6.75	4.55	5.11	5.07
(iii) Centralized collective bargaining		4.49	8.30	8.02	6.57	7.65	6.06
(iv) Hours regulations			5.51	6.00	8.00	6.00	6.00
(v) Mandated cost of worker dismissal			8.42	8.42	8.50	8.50	8.50
(vi) Conscriptation	0.00	0.00	0.00	0.00	3.00	3.00	3.00
C. Business regulations			6.03	4.94	5.35	6.00	6.18
(i) Administrative requirements			6.22	2.06	2.36	3.35	3.82
(ii) Bureaucracy costs			5.00	3.60	6.06	4.00	4.44
(iii) Starting a business			8.61	8.97	9.01	9.68	9.67
(iv) Extra payments/bribes/favoritism			5.36	5.59	3.23	3.86	4.04
(v) Licensing restrictions				4.43	4.67	7.01	7.01
(vi) Cost of Tax compliance			4.98	4.98	6.75	8.12	8.12

Rwanda

	1980	1990	2000	2005	2010	2015	2016
	Rating (Rank)	Rating (Rank)	Rating (Rank)	Rating (Rank)	Rating (Rank)	Rating (Rank)	Rating (Rank)
Summary Ratings (Rank)	4.60 (68)	4.89 (78)	5.74 (97)	5.89 (113)	7.23 (50)	7.56 (31)	7.48 (40)
	Rating (Data)	Rating (Data)	Rating (Data)	Rating (Data)	Rating (Data)	Rating (Data)	Rating (Data)
1. Size of Government	5.95	6.59	7.39	6.50	5.26	5.79	5.72
A. Government consumption	7.93 (13.04)	8.59 (10.81)	8.63 (10.66)	7.96 (12.94)	7.21 (15.5)	7.19 (15.56)	6.91 (16.51)
B. Transfers and subsidies	9.92 (0.8)	9.18 (3.5)	9.54 (2.2)	9.54 (2.2)	8.59 (5.69)	9.46 (2.48)	9.46 (2.48)
C. Government enterprises and investment	0.00 (100)	2.00 (40.46)	4.00 (33.9)	2.00 (42.15)	0.00 (51)	0.00 (66.9)	0.00 (66.9)
D. Top marginal tax rate						6.50	6.50
(i) Top marginal income tax rate						8.00 (30)	8.00 (30)
(ii) Top marginal income and payroll tax rate						5.00 (37)	5.00 (37)
2. Legal System & Property Rights			1.47	2.85	6.49	7.32	7.16
A. Judicial independence					7.02	7.48	7.61
B. Impartial courts			3.48	3.80	6.11	7.19	7.01
C. Protection of property rights					6.82	7.84	7.45
D. Military interference in rule of law and politics			0.00	3.10	6.00	6.10	6.10
E. Integrity of the legal system			0.00				
F. Legal enforcement of contracts			2.49	3.35	3.95	3.73	3.73
G. Regulatory restrictions on sale of real property			1.81	1.84	7.46	9.74	9.83
H. Reliability of police					8.15	9.07	8.71
I. Business costs of crime					8.24	8.88	8.30
<i>Gender Disparity Adjustment</i>	0.17	0.83	0.89	0.89	0.93	0.95	0.95
3. Sound Money	6.45	6.06	7.44	7.75	8.95	9.39	9.35
A. Money growth	8.44 (7.78)	9.59 (-2.07)	8.62 (6.88)	9.94 (0.31)	8.47 (7.66)	9.04 (4.81)	9.25 (3.74)
B. Standard deviation of inflation	7.99 (5.03)	7.34 (6.65)	6.98 (7.56)	7.86 (5.35)	7.81 (5.48)	9.01 (2.47)	9.28 (1.81)
C. Inflation: most recent year	9.39 (3.06)	7.31 (13.46)	9.14 (4.29)	8.20 (9.01)	9.54 (2.31)	9.50 (2.52)	8.86 (5.73)
D. Freedom to own foreign currency bank accounts	0.00	0.00	5.00	5.00	10.00	10.00	10.00
4. Freedom to Trade Internationally	0.38	1.64		4.78	7.02	6.98	7.02
A. Tariffs	1.13	0.53		6.30	7.03	7.02	7.05
(i) Revenue from trade taxes (% of trade sector)	1.13 (13.3)	0.53 (14.2)			8.30 (2.55)	8.38 (2.43)	8.41 (2.38)
(ii) Mean tariff rate				6.56 (17.2)	7.50 (12.5)	7.44 (12.8)	7.46 (12.7)
(iii) Standard deviation of tariff rates				6.04 (9.91)	5.30 (11.75)	5.24 (11.9)	5.28 (11.81)
B. Regulatory trade barriers				0.13	5.48	5.14	5.36
(i) Non-tariff trade barriers					5.16	5.66	5.74
(ii) Compliance cost of importing and exporting				0.13	5.80	4.62	4.97
C. Black-market exchange rates	0.00	4.40	10.00	10.00	10.00	10.00	10.00
D. Controls of the movement of capital and people	0.00	0.00	1.54	2.67	5.56	5.77	5.65
(i) Foreign ownership/investment restrictions					6.67	6.98	6.62
(ii) Capital controls	0.00	0.00	1.54	3.85	8.46	8.46	8.46
(iii) Freedom of foreigners to visit				1.50	1.55	1.88	1.88
5. Regulation	5.62	5.27	6.65	7.56	8.40	8.34	8.16
A. Credit Market regulations	5.01	4.09	6.31	8.55	8.80	8.16	7.74
(i) Ownership of banks	0.00	0.00	0.00	8.00	8.00	8.00	8.00
(ii) Private sector credit	9.03	2.26	8.92	8.65	9.41	7.48	6.22
(iii) Interest rate controls / negative real interest rates	6.00	10.00	10.00	9.00	9.00	9.00	9.00
B. Labor Market regulations			7.00	7.30	8.44	8.59	8.52
(i) Hiring regulations and minimum wage			4.40	5.60	10.00	10.00	10.00
(ii) Hiring and firing regulations					5.48	6.31	6.04
(iii) Centralized collective bargaining					7.42	7.49	7.32
(iv) Hours regulations			6.00	6.00	10.00	10.00	10.00
(v) Mandated cost of worker dismissal			7.59	7.59	7.76	7.76	7.76
(vi) Conscriptation	10.00	10.00	10.00	10.00	10.00	10.00	10.00
C. Business regulations				6.83	7.97	8.26	8.23
(i) Administrative requirements					6.97	7.45	7.14
(ii) Bureaucracy costs					7.58	7.56	7.56
(iii) Starting a business			7.07	7.51	9.85	9.36	9.40
(iv) Extra payments/bribes/favoritism					7.39	7.56	7.29
(v) Licensing restrictions				4.86	7.68	9.00	9.05
(vi) Cost of Tax compliance			8.12	8.12	8.34	8.61	8.94

Saudi Arabia

	1980	1990	2000	2005	2010	2015	2016
	Rating (Rank)	Rating (Rank)	Rating (Rank)	Rating (Rank)	Rating (Rank)	Rating (Rank)	Rating (Rank)
Summary Ratings (Rank)					6.71 (86)	6.24 (121)	6.52 (103)
	Rating (Data)	Rating (Data)	Rating (Data)	Rating (Data)	Rating (Data)	Rating (Data)	Rating (Data)
1. Size of Government					5.04	5.00	5.35
A. Government consumption					0.07 (39.76)	0.00 (42)	0.70 (37.62)
B. Transfers and subsidies							
C. Government enterprises and investment							
D. Top marginal tax rate					10.00	10.00	10.00
(i) Top marginal income tax rate					10.00 (0)	10.00 (0)	10.00 (0)
(ii) Top marginal income and payroll tax rate					10.00 (18)	10.00 (20)	10.00 (20)
2. Legal System & Property Rights					5.42	5.29	5.19
A. Judicial independence					7.63	7.18	7.00
B. Impartial courts					6.17	5.94	5.69
C. Protection of property rights					7.65	7.14	6.75
D. Military interference in rule of law and politics					8.33	8.33	8.33
E. Integrity of the legal system					8.33	8.33	8.33
F. Legal enforcement of contracts					4.01	4.46	4.46
G. Regulatory restrictions on sale of real property					9.96	9.94	9.97
H. Reliability of police					7.78	8.07	8.15
I. Business costs of crime					9.10	7.91	7.31
<i>Gender Disparity Adjustment</i>	0.41	0.41	0.41	0.41	0.41	0.41	0.41
3. Sound Money					7.84	8.33	9.02
A. Money growth					8.83 (5.84)	9.04 (4.78)	9.69 (1.53)
B. Standard deviation of inflation					3.61 (15.98)	4.72 (13.2)	7.09 (7.27)
C. Inflation: most recent year					8.93 (5.34)	9.56 (2.18)	9.30 (3.52)
D. Freedom to own foreign currency bank accounts					10.00	10.00	10.00
4. Freedom to Trade Internationally					7.24	5.97	5.90
A. Tariffs					8.20	7.97	7.57
(i) Revenue from trade taxes (% of trade sector)							
(ii) Mean tariff rate					9.04 (4.8)	8.98 (5.1)	8.98 (5.1)
(iii) Standard deviation of tariff rates					7.35 (6.62)	6.96 (7.6)	6.16 (9.59)
B. Regulatory trade barriers					7.71	3.74	3.78
(i) Non-tariff trade barriers					7.41	5.95	5.85
(ii) Compliance cost of importing and exporting					8.01	1.52	1.72
C. Black-market exchange rates					10.00	10.00	10.00
D. Controls of the movement of capital and people					3.03	2.18	2.25
(i) Foreign ownership/investment restrictions					7.00	4.44	4.65
(ii) Capital controls					1.54	1.54	1.54
(iii) Freedom of foreigners to visit					0.55	0.55	0.55
5. Regulation					8.00	6.59	7.14
A. Credit Market regulations					7.92	5.17	7.28
(i) Ownership of banks					8.00	8.00	8.00
(ii) Private sector credit					7.84	2.34	3.84
(iii) Interest rate controls / negative real interest rates							10.00
B. Labor Market regulations					8.20	7.33	6.91
(i) Hiring regulations and minimum wage					10.00	10.00	8.33
(ii) Hiring and firing regulations					6.83	5.81	5.34
(iii) Centralized collective bargaining					7.98	7.77	7.40
(iv) Hours regulations					10.00	6.00	6.00
(v) Mandated cost of worker dismissal					4.39	4.39	4.39
(vi) Conscription					10.00	10.00	10.00
C. Business regulations					7.87	7.26	7.23
(i) Administrative requirements					5.64	5.06	5.18
(ii) Bureaucracy costs					5.15	4.00	3.33
(iii) Starting a business					9.78	9.43	9.35
(iv) Extra payments/bribes/favoritism					7.87	6.60	6.57
(v) Licensing restrictions					9.66	9.19	9.46
(vi) Cost of Tax compliance					9.11	9.25	9.47

Senegal

	1980	1990	2000	2005	2010	2015	2016
	Rating (Rank)	Rating (Rank)	Rating (Rank)	Rating (Rank)	Rating (Rank)	Rating (Rank)	Rating (Rank)
Summary Ratings (Rank)	4.85 (61)	5.02 (68)	5.61 (102)	5.76 (119)	5.95 (130)	6.15 (123)	6.22 (125)
	Rating (Data)	Rating (Data)	Rating (Data)	Rating (Data)	Rating (Data)	Rating (Data)	Rating (Data)
1. Size of Government	6.36	6.01	7.08	6.29	5.77	6.83	6.83
A. Government consumption	6.08 (19.34)	7.02 (16.13)	8.32 (11.7)	7.46 (14.62)	7.08 (15.94)	6.57 (17.65)	6.59 (17.59)
B. Transfers and subsidies	8.99 (4.2)		10.00 (0.43)	8.71 (5.24)	10.00 (0)	9.73 (1.49)	9.73 (1.49)
C. Government enterprises and investment	4.00 (32.2)	7.00 (22.6)	7.00 (20.1)	6.00 (25.28)	6.00 (29.39)	6.00 (26.46)	6.00 (26.98)
D. Top marginal tax rate		4.00	3.00	3.00	0.00	5.00	5.00
(i) Top marginal income tax rate		4.00 (48)	3.00 (50)	3.00 (50)	0.00 (61)	5.00 (40)	5.00 (40)
(ii) Top marginal income and payroll tax rate		4.00 (48)	3.00 (50)	3.00 (50)	0.00 (61)	5.00 (40)	5.00 (40)
2. Legal System & Property Rights	2.65	3.32	3.22	3.18	3.86	4.24	4.25
A. Judicial independence					2.92	4.41	4.50
B. Impartial courts			5.33	5.10	3.76	5.47	5.10
C. Protection of property rights	4.60	4.60			5.17	5.29	5.45
D. Military interference in rule of law and politics			3.33	3.33	3.33	4.17	4.17
E. Integrity of the legal system	1.70	3.30	5.00	5.00	5.00	5.00	5.00
F. Legal enforcement of contracts			3.39	3.39	3.39	2.79	2.79
G. Regulatory restrictions on sale of real property			2.26	2.26	2.69	5.31	6.38
H. Reliability of police					5.12	6.79	6.69
I. Business costs of crime					8.10	6.10	5.40
<i>Gender Disparity Adjustment</i>	0.56	0.67	0.67	0.67	0.76	0.68	0.68
3. Sound Money	6.36	6.93	7.28	7.11	7.03	7.06	7.20
A. Money growth	8.79 (6.05)	8.94 (-5.32)	9.45 (2.74)	9.42 (2.89)	9.43 (2.85)	8.91 (5.47)	9.33 (3.33)
B. Standard deviation of inflation	8.95 (2.63)	9.01 (2.47)	9.82 (0.44)	9.34 (1.64)	8.93 (2.68)	9.38 (1.55)	9.63 (0.93)
C. Inflation: most recent year	7.69 (11.53)	9.76 (1.19)	9.85 (0.73)	9.66 (1.7)	9.75 (1.25)	9.97 (0.15)	9.83 (0.83)
D. Freedom to own foreign currency bank accounts	0.00	0.00	0.00	0.00	0.00	0.00	0.00
4. Freedom to Trade Internationally	4.00	3.92	6.04	6.39	6.98	6.60	6.67
A. Tariffs	2.40	2.57	6.02	6.10	7.33	7.29	7.37
(i) Revenue from trade taxes (% of trade sector)	2.40 (11.4)	2.13 (11.8)	4.44 (8.34)	3.83 (9.25)	7.09 (4.36)	7.27 (4.09)	7.54 (3.69)
(ii) Mean tariff rate		3.00 (35)	7.60 (12)	7.20 (14)	7.62 (11.9)	7.56 (12.2)	7.56 (12.2)
(iii) Standard deviation of tariff rates				7.26 (6.84)	7.29 (6.78)	7.02 (7.44)	7.02 (7.44)
B. Regulatory trade barriers			5.83	6.86	6.78	5.35	5.50
(i) Non-tariff trade barriers					5.20	4.45	4.75
(ii) Compliance cost of importing and exporting			5.83	6.86	8.37	6.25	6.25
C. Black-market exchange rates	9.60	9.20	10.00	10.00	10.00	10.00	10.00
D. Controls of the movement of capital and people	0.00	0.00	2.31	2.58	3.82	3.76	3.79
(i) Foreign ownership/investment restrictions					6.26	5.77	5.83
(ii) Capital controls	0.00	0.00	2.31	0.77	0.77	0.77	0.77
(iii) Freedom of foreigners to visit				4.40	4.43	4.76	4.76
5. Regulation	4.91	4.94	4.43	5.82	6.11	6.03	6.15
A. Credit Market regulations	6.46	6.53	5.35	9.12	9.02	9.10	9.19
(i) Ownership of banks	2.00	2.00	2.00	10.00	10.00	10.00	10.00
(ii) Private sector credit	9.37	9.60	8.69	9.37	7.06	7.30	7.58
(iii) Interest rate controls / negative real interest rates	8.00	8.00		8.00	10.00	10.00	10.00
B. Labor Market regulations			3.52	3.49	4.60	3.59	3.57
(i) Hiring regulations and minimum wage			2.80	2.80	3.90	0.00	0.00
(ii) Hiring and firing regulations			2.83		4.83	4.35	4.18
(iii) Centralized collective bargaining			4.33		5.69	6.01	6.03
(iv) Hours regulations			4.70	4.70	6.00	4.00	4.00
(v) Mandated cost of worker dismissal			6.48	6.48	7.19	7.19	7.19
(vi) Conscriptation	0.00	0.00	0.00	0.00	0.00	0.00	0.00
C. Business regulations				4.84	4.72	5.39	5.70
(i) Administrative requirements					3.71	4.43	4.35
(ii) Bureaucracy costs					2.88	2.00	3.33
(iii) Starting a business			6.07	6.08	8.46	9.13	9.44
(iv) Extra payments/bribes/favoritism					4.04	4.10	4.00
(v) Licensing restrictions				6.24	6.71	7.61	8.01
(vi) Cost of Tax compliance			2.20	2.20	2.53	5.06	5.06

Serbia

	1980	1990	2000	2005	2010	2015	2016
	Rating (Rank)	Rating (Rank)	Rating (Rank)	Rating (Rank)	Rating (Rank)	Rating (Rank)	Rating (Rank)
Summary Ratings (Rank)				5.96 (110)	6.56 (98)	6.76 (89)	6.85 (84)
	Rating (Data)	Rating (Data)	Rating (Data)	Rating (Data)	Rating (Data)	Rating (Data)	Rating (Data)
1. Size of Government				6.47	6.28	6.43	6.41
A. Government consumption				5.60 (20.95)	5.74 (20.5)	6.52 (17.84)	6.44 (18.09)
B. Transfers and subsidies				4.26 (21.56)	3.88 (22.96)	3.69 (23.66)	3.69 (23.66)
C. Government enterprises and investment				10.00 (14.06)	8.00 (18.44)	8.00 (15.55)	8.00 (18.43)
D. Top marginal tax rate				6.00	7.50	7.50	7.50
(i) Top marginal income tax rate				10.00 (15)	10.00 (15)	10.00 (15)	10.00 (15)
(ii) Top marginal income and payroll tax rate				2.00 (53)	5.00 (37)	5.00 (39)	5.00 (39)
2. Legal System & Property Rights				4.78	4.92	4.89	4.95
A. Judicial independence				2.45	2.38	2.98	3.05
B. Impartial courts				2.94	2.59	2.85	2.73
C. Protection of property rights				4.62	3.54	3.65	3.93
D. Military interference in rule of law and politics				6.67	6.67	6.67	6.67
E. Integrity of the legal system				5.83	5.83	5.83	5.83
F. Legal enforcement of contracts				3.95	3.78	3.20	3.20
G. Regulatory restrictions on sale of real property				6.13	8.87	8.68	8.68
H. Reliability of police				4.49	4.78	4.55	4.83
I. Business costs of crime				5.96	5.85	5.62	5.59
<i>Gender Disparity Adjustment</i>	1.00	1.00	1.00	1.00	1.00	1.00	1.00
3. Sound Money				4.55	7.94	7.85	8.15
A. Money growth				6.40 (17.99)	9.37 (3.17)	7.98 (10.1)	8.51 (7.46)
B. Standard deviation of inflation				0.00 (32.54)	8.63 (3.42)	8.68 (3.3)	9.31 (1.74)
C. Inflation: most recent year				6.78 (16.1)	8.77 (6.14)	9.72 (1.39)	9.78 (1.12)
D. Freedom to own foreign currency bank accounts				5.00	5.00	5.00	5.00
4. Freedom to Trade Internationally				7.17	7.20	7.57	7.60
A. Tariffs				7.75	8.17	8.32	8.32
(i) Revenue from trade taxes (% of trade sector)				7.47 (3.8)	8.85 (1.72)	9.27 (1.1)	9.27 (1.1)
(ii) Mean tariff rate				8.36 (8.2)	8.52 (7.4)	8.52 (7.4)	8.52 (7.4)
(iii) Standard deviation of tariff rates				7.43 (6.42)	7.13 (7.18)	7.16 (7.1)	7.16 (7.1)
B. Regulatory trade barriers				6.83	6.82	7.39	7.38
(i) Non-tariff trade barriers				5.37	5.35	5.01	4.99
(ii) Compliance cost of importing and exporting				8.28	8.28	9.77	9.77
C. Black-market exchange rates				10.00	10.00	10.00	10.00
D. Controls of the movement of capital and people				4.08	3.81	4.57	4.71
(i) Foreign ownership/investment restrictions				5.37	4.57	5.20	5.63
(ii) Capital controls				0.77	0.77	1.54	1.54
(iii) Freedom of foreigners to visit				6.10	6.08	6.97	6.97
5. Regulation				6.83	6.47	7.06	7.15
A. Credit Market regulations				9.39	8.32	8.05	8.13
(i) Ownership of banks				10.00	8.00	8.00	8.00
(ii) Private sector credit				9.16	6.97	7.16	7.39
(iii) Interest rate controls / negative real interest rates				9.00	10.00	9.00	9.00
B. Labor Market regulations				5.90	5.68	6.88	6.89
(i) Hiring regulations and minimum wage				3.30	2.23	2.23	2.23
(ii) Hiring and firing regulations				5.00	4.38	4.34	4.40
(iii) Centralized collective bargaining				7.12	6.95	7.18	7.23
(iv) Hours regulations				9.30	10.00	10.00	10.00
(v) Mandated cost of worker dismissal				7.68	7.51	7.51	7.51
(vi) Conscriptation				3.00	3.00	10.00	10.00
C. Business regulations				5.19	5.40	6.24	6.44
(i) Administrative requirements				1.72	2.23	2.40	2.64
(ii) Bureaucracy costs				5.14	6.52	6.00	6.00
(iii) Starting a business				9.13	9.48	9.71	9.80
(iv) Extra payments/bribes/favoritism				5.68	3.83	3.49	3.61
(v) Licensing restrictions				2.59	3.47	8.37	9.12
(vi) Cost of Tax compliance				6.87	6.87	7.47	7.47

Seychelles

	1980	1990	2000	2005	2010	2015	2016
	Rating (Rank)	Rating (Rank)	Rating (Rank)	Rating (Rank)	Rating (Rank)	Rating (Rank)	Rating (Rank)
Summary Ratings (Rank)						7.33 (54)	7.23 (58)
	Rating (Data)	Rating (Data)	Rating (Data)	Rating (Data)	Rating (Data)	Rating (Data)	Rating (Data)
1. Size of Government						6.73	6.33
A. Government consumption					2.26 (32.3)	1.63 (34.46)	0.00 (41.14)
B. Transfers and subsidies						7.31 (10.38)	7.31 (10.38)
C. Government enterprises and investment						8.00 (19.95)	8.00 (19.95)
D. Top marginal tax rate						10.00	10.00
(i) Top marginal income tax rate						10.00 (15)	10.00 (15)
(ii) Top marginal income and payroll tax rate						10.00 (19)	10.00 (19)
2. Legal System & Property Rights						5.52	5.67
A. Judicial independence						5.20	5.04
B. Impartial courts						4.48	4.45
C. Protection of property rights						5.25	5.71
D. Military interference in rule of law and politics						8.20	8.20
E. Integrity of the legal system							
F. Legal enforcement of contracts						4.06	4.06
G. Regulatory restrictions on sale of real property						7.08	7.08
H. Reliability of police						5.20	5.85
I. Business costs of crime						5.27	5.57
<i>Gender Disparity Adjustment</i>	0.97	0.97	0.97	0.97	0.97	0.97	0.97
3. Sound Money						9.33	9.00
A. Money growth						8.53 (7.36)	7.73 (11.34)
B. Standard deviation of inflation						9.58 (1.04)	8.48 (3.8)
C. Inflation: most recent year						9.19 (4.04)	9.80 (-1.02)
D. Freedom to own foreign currency bank accounts						10.00	10.00
4. Freedom to Trade Internationally						7.67	7.76
A. Tariffs						8.17	8.19
(i) Revenue from trade taxes (% of trade sector)						9.23 (1.16)	9.23 (1.16)
(ii) Mean tariff rate						9.42 (2.9)	9.44 (2.8)
(iii) Standard deviation of tariff rates						5.87 (10.32)	5.89 (10.28)
B. Regulatory trade barriers						5.51	5.68
(i) Non-tariff trade barriers						5.70	6.05
(ii) Compliance cost of importing and exporting						5.32	5.32
C. Black-market exchange rates						9.03	9.03
D. Controls of the movement of capital and people						7.96	8.14
(i) Foreign ownership/investment restrictions						5.43	5.97
(ii) Capital controls						8.46	8.46
(iii) Freedom of foreigners to visit						10.00	10.00
5. Regulation						7.40	7.39
A. Credit Market regulations						8.00	8.00
(i) Ownership of banks						5.00	5.00
(ii) Private sector credit					10.00	10.00	10.00
(iii) Interest rate controls / negative real interest rates						9.00	9.00
B. Labor Market regulations						7.17	7.36
(i) Hiring regulations and minimum wage						6.67	8.90
(ii) Hiring and firing regulations						4.42	4.36
(iii) Centralized collective bargaining						6.43	5.35
(iv) Hours regulations						8.00	8.00
(v) Mandated cost of worker dismissal						7.53	7.53
(vi) Conscriptation						10.00	10.00
C. Business regulations						7.01	6.81
(i) Administrative requirements						5.33	5.04
(ii) Bureaucracy costs					6.52	6.00	6.00
(iii) Starting a business						8.83	8.84
(iv) Extra payments/bribes/favoritism						4.42	3.48
(v) Licensing restrictions						8.46	8.46
(vi) Cost of Tax compliance						9.05	9.05

Sierra Leone

	1980	1990	2000	2005	2010	2015	2016
	Rating (Rank)	Rating (Rank)	Rating (Rank)	Rating (Rank)	Rating (Rank)	Rating (Rank)	Rating (Rank)
Summary Ratings (Rank)	4.79 (63)	3.81 (102)	4.68 (118)	5.57 (127)	6.22 (116)	5.78 (134)	5.75 (144)
	Rating (Data)	Rating (Data)	Rating (Data)	Rating (Data)	Rating (Data)	Rating (Data)	Rating (Data)
1. Size of Government	6.65	6.67	5.83	6.61	8.15	7.40	7.02
A. Government consumption	9.29 (8.4)	8.30 (11.78)	7.79 (13.5)	7.83 (13.37)	8.44 (11.3)	9.09 (9.1)	8.57 (10.86)
B. Transfers and subsidies		9.70 (1.6)	9.71 (1.57)	10.00 (0)	10.00 (0)	10.00 (0.27)	10.00 (0.27)
C. Government enterprises and investment	4.00 (35.8)	2.00 (40.4)	0.00 (75.3)	2.00 (43.2)	6.00 (28.09)	4.00 (35.58)	4.00 (35.16)
D. Top marginal tax rate						6.50	5.50
(i) Top marginal income tax rate						8.00 (30)	7.00 (35)
(ii) Top marginal income and payroll tax rate						5.00 (40)	4.00 (44)
2. Legal System & Property Rights		5.01	2.27	2.97	3.64	3.97	3.99
A. Judicial independence						2.86	3.21
B. Impartial courts			4.89	3.60	3.90	3.18	3.30
C. Protection of property rights		3.20				4.15	4.28
D. Military interference in rule of law and politics			0.00	4.17	4.17	4.17	4.17
E. Integrity of the legal system		8.30	5.00	5.83	5.83	5.83	5.83
F. Legal enforcement of contracts			1.58	1.58	1.58	4.18	4.18
G. Regulatory restrictions on sale of real property			0.56	0.56	4.50	5.42	5.39
H. Reliability of police						4.18	4.04
I. Business costs of crime						4.69	4.54
<i>Gender Disparity Adjustment</i>	0.89	0.89	0.89	0.89	0.82	0.85	0.85
3. Sound Money	6.02	0.06	6.47	6.32	6.95	7.07	6.94
A. Money growth	7.16 (14.22)	0.24 (48.82)	4.37 (28.16)	5.91 (20.44)	7.73 (11.34)	8.04 (9.78)	7.82 (10.92)
B. Standard deviation of inflation	8.90 (2.76)	0.00 (29.16)	6.67 (8.33)	6.78 (8.04)	8.39 (4.02)	6.83 (7.93)	7.14 (7.16)
C. Inflation: most recent year	8.02 (9.9)	0.00 (89.15)	9.83 (-0.84)	7.59 (12.05)	6.67 (16.64)	8.40 (7.98)	7.82 (10.88)
D. Freedom to own foreign currency bank accounts	0.00	0.00	5.00	5.00	5.00	5.00	5.00
4. Freedom to Trade Internationally	1.00	2.46	4.33	6.04	6.31	5.82	6.06
A. Tariffs	2.99	7.37	3.37	6.08	6.82	7.91	7.92
(i) Revenue from trade taxes (% of trade sector)	1.13 (13.3)	7.37 (3.95)	3.37 (9.95)	4.65 (8.02)	6.88 (4.68)	8.96 (1.56)	8.99 (1.51)
(ii) Mean tariff rate	4.84 (25.8)			7.28 (13.6)	7.28 (13.6)	7.62 (11.9)	7.62 (11.9)
(iii) Standard deviation of tariff rates				6.30 (9.25)	6.30 (9.25)	7.14 (7.14)	7.14 (7.14)
B. Regulatory trade barriers				5.44	6.47	2.84	3.97
(i) Non-tariff trade barriers						4.55	4.53
(ii) Compliance cost of importing and exporting				5.44	6.47	1.14	3.42
C. Black-market exchange rates	0.00	0.00	5.00	10.00	10.00	10.00	10.00
D. Controls of the movement of capital and people	0.00	0.00	4.61	2.62	1.97	2.53	2.34
(i) Foreign ownership/investment restrictions						5.83	5.24
(ii) Capital controls	0.00	0.00	4.61	3.85	2.50	0.00	0.00
(iii) Freedom of foreigners to visit				1.40	1.44	1.77	1.77
5. Regulation	5.49	4.84	4.50	5.91	6.06	4.66	4.72
A. Credit Market regulations	4.67	2.94	3.33	6.25	6.21	3.33	3.67
(i) Ownership of banks	2.00	2.00	2.00	2.00	2.00	2.00	2.00
(ii) Private sector credit	6.02	6.82	0.00	7.76	7.62	0.00	0.00
(iii) Interest rate controls / negative real interest rates	6.00	0.00	8.00	9.00	9.00	8.00	9.00
B. Labor Market regulations			5.68	5.68	5.67	5.25	5.15
(i) Hiring regulations and minimum wage			6.70	6.70	6.67	3.33	3.33
(ii) Hiring and firing regulations						4.47	4.08
(iii) Centralized collective bargaining						5.68	5.52
(iv) Hours regulations			6.00	6.00	6.00	8.00	8.00
(v) Mandated cost of worker dismissal			0.00	0.00	0.00	0.00	0.00
(vi) Conscriptation	10.00	10.00	10.00	10.00	10.00	10.00	10.00
C. Business regulations				5.79	6.32	5.39	5.34
(i) Administrative requirements						3.92	3.72
(ii) Bureaucracy costs					4.09	2.44	2.22
(iii) Starting a business			5.83	5.83	8.64	9.36	9.27
(iv) Extra payments/bribes/favoritism						2.26	2.74
(v) Licensing restrictions				6.00	6.54	8.21	7.91
(vi) Cost of Tax compliance			5.53	5.53	6.00	6.16	6.16

Singapore

	1980	1990	2000	2005	2010	2015	2016
	Rating (Rank)	Rating (Rank)	Rating (Rank)	Rating (Rank)	Rating (Rank)	Rating (Rank)	Rating (Rank)
Summary Ratings (Rank)	7.42 (6)	8.49 (2)	8.70 (3)	8.91 (2)	8.76 (2)	8.84 (2)	8.84 (2)
	Rating (Data)	Rating (Data)	Rating (Data)	Rating (Data)	Rating (Data)	Rating (Data)	Rating (Data)
1. Size of Government	6.98	8.22	7.97	8.25	8.31	8.01	7.92
A. Government consumption	7.08 (15.93)	6.45 (18.06)	5.65 (20.8)	5.81 (20.24)	5.24 (22.2)	5.17 (22.41)	4.82 (23.6)
B. Transfers and subsidies	9.84 (1.1)	9.43 (2.6)	9.23 (3.32)	9.17 (3.54)	10.00 (0.04)	8.85 (4.71)	8.85 (4.71)
C. Government enterprises and investment	7.00 (24.2)	8.00 (18.6)	8.00 (18.6)	8.00 (18.52)	8.00 (16.64)	8.00 (17.89)	8.00 (19.65)
D. Top marginal tax rate	4.00	9.00	9.00	10.00	10.00	10.00	10.00
(i) Top marginal income tax rate	4.00 (55)	9.00 (33)	9.00 (28)	10.00 (21)	10.00 (20)	10.00 (20)	10.00 (20)
(ii) Top marginal income and payroll tax rate		9.00 (33)	9.00 (28)	10.00 (21)	10.00 (20)	10.00 (20)	10.00 (20)
2. Legal System & Property Rights	8.13	7.25	8.58	8.49	8.23	8.29	8.23
A. Judicial independence			7.35	7.01	7.73	7.64	7.79
B. Impartial courts			7.68	7.97	7.99	7.94	7.39
C. Protection of property rights	9.40	8.60	7.62	8.90	8.97	8.85	8.93
D. Military interference in rule of law and politics			10.00	8.33	8.33	8.33	8.33
E. Integrity of the legal system	10.00	8.30	10.00	8.33	8.33	8.33	8.33
F. Legal enforcement of contracts			8.48	8.48	7.77	7.66	7.66
G. Regulatory restrictions on sale of real property			8.94	8.91	8.99	8.96	8.96
H. Reliability of police				9.17	9.03	9.24	9.24
I. Business costs of crime				9.29	8.30	8.58	8.36
<i>Gender Disparity Adjustment</i>	1.00	1.00	1.00	1.00	0.96	0.97	0.97
3. Sound Money	6.51	9.34	9.46	9.71	8.91	9.84	9.76
A. Money growth	9.76 (1.21)	9.42 (2.9)	9.42 (-2.88)	9.83 (0.85)	7.65 (11.77)	9.84 (0.81)	9.71 (1.44)
B. Standard deviation of inflation	8.57 (3.57)	8.91 (2.73)	8.70 (3.24)	9.11 (2.21)	8.56 (3.59)	9.63 (0.94)	9.44 (1.41)
C. Inflation: most recent year	7.71 (11.47)	9.02 (4.92)	9.73 (1.36)	9.91 (0.43)	9.44 (2.8)	9.89 (-0.54)	9.90 (-0.5)
D. Freedom to own foreign currency bank accounts	0.00	10.00	10.00	10.00	10.00	10.00	10.00
4. Freedom to Trade Internationally	9.28	9.90	9.13	9.37	9.39	9.25	9.29
A. Tariffs	9.84	9.70	9.95	9.99	10.00	9.99	10.00
(i) Revenue from trade taxes (% of trade sector)	9.73 (0.4)	9.91 (0.14)	9.93 (0.11)	10.00 (0)	10.00 (0)	10.00 (0)	10.00 (0)
(ii) Mean tariff rate	9.94 (0.3)	9.92 (0.4)	9.92 (0.4)	9.98 (0.1)	10.00 (0)	9.96 (0.2)	10.00 (0)
(iii) Standard deviation of tariff rates		9.28 (1.8)	10.00 (0)	10.00 (0)	10.00 (0)	10.00 (0)	10.00 (0)
B. Regulatory trade barriers			9.31	9.08	9.00	8.54	8.68
(i) Non-tariff trade barriers			8.79	8.60	8.50	7.95	8.16
(ii) Compliance cost of importing and exporting			9.83	9.56	9.50	9.13	9.20
C. Black-market exchange rates	10.00	10.00	10.00	10.00	10.00	10.00	10.00
D. Controls of the movement of capital and people	8.00	10.00	7.25	8.40	8.58	8.47	8.48
(i) Foreign ownership/investment restrictions			9.12	9.06	8.82	8.49	8.53
(ii) Capital controls	8.00	10.00	5.38	6.15	6.92	6.92	6.92
(iii) Freedom of foreigners to visit				10.00	10.00	10.00	10.00
5. Regulation	6.18	7.74	8.34	8.73	8.97	8.82	8.98
A. Credit Market regulations	9.64	10.00	10.00	10.00	10.00	10.00	10.00
(i) Ownership of banks	10.00	10.00	10.00	10.00	10.00	10.00	10.00
(ii) Private sector credit	8.91	10.00	10.00	10.00	10.00	10.00	10.00
(iii) Interest rate controls / negative real interest rates	10.00	10.00	10.00	10.00	10.00	10.00	10.00
B. Labor Market regulations		5.48	6.21	7.65	7.72	7.21	7.67
(i) Hiring regulations and minimum wage			4.56	10.00	10.00	10.00	10.00
(ii) Hiring and firing regulations		8.50	7.17	8.15	8.03	7.61	7.64
(iii) Centralized collective bargaining	7.93	7.93	8.37	8.15	8.30	8.41	8.38
(iv) Hours regulations			7.52	10.00	10.00	10.00	10.00
(v) Mandated cost of worker dismissal			9.63	9.63	10.00	0.00	10.00
(vi) Conscriptation	0.00	0.00	0.00	0.00	0.00	0.00	0.00
C. Business regulations			8.81	8.54	9.19	9.26	9.27
(i) Administrative requirements			7.68	6.79	7.60	7.65	7.69
(ii) Bureaucracy costs			8.05	6.42	9.55	10.00	10.00
(iii) Starting a business			9.73	9.80	9.90	9.91	9.91
(iv) Extra payments/bribes/favoritism			9.15	9.58	9.09	8.75	8.76
(v) Licensing restrictions				9.22	9.97	9.99	9.99
(vi) Cost of Tax compliance			9.45	9.45	9.06	9.25	9.28

Slovak Republic

	1980	1990	2000	2005	2010	2015	2016
	Rating (Rank)	Rating (Rank)	Rating (Rank)	Rating (Rank)	Rating (Rank)	Rating (Rank)	Rating (Rank)
Summary Ratings (Rank)			6.89 (57)	7.63 (20)	7.47 (29)	7.24 (61)	7.30 (53)
	Rating (Data)	Rating (Data)	Rating (Data)	Rating (Data)	Rating (Data)	Rating (Data)	Rating (Data)
1. Size of Government			5.48	6.48	6.29	5.09	5.59
A. Government consumption		3.27 (28.89)	4.04 (26.26)	4.59 (24.38)	4.38 (25.11)	4.07 (26.16)	4.05 (26.23)
B. Transfers and subsidies			3.88 (22.95)	4.82 (19.5)	4.29 (21.46)	4.81 (19.55)	4.81 (19.55)
C. Government enterprises and investment			10.00 (13.38)	10.00 (12.14)	10.00 (14.98)	6.00 (26.21)	8.00 (15.12)
D. Top marginal tax rate			4.00	6.50	6.50	5.50	5.50
(i) Top marginal income tax rate			4.00 (42)	10.00 (19)	10.00 (19)	9.00 (25)	9.00 (25)
(ii) Top marginal income and payroll tax rate			4.00 (44)	3.00 (48)	3.00 (48)	2.00 (54)	2.00 (52)
2. Legal System & Property Rights			6.39	6.63	5.78	5.64	5.59
A. Judicial independence			5.01	4.30	2.77	3.04	2.98
B. Impartial courts			5.18	4.37	2.13	2.06	2.01
C. Protection of property rights			4.67	6.67	5.09	5.29	5.23
D. Military interference in rule of law and politics			10.00	10.00	10.00	10.00	10.00
E. Integrity of the legal system			6.67	6.67	6.67	6.67	6.67
F. Legal enforcement of contracts			4.64	4.64	4.38	3.33	3.14
G. Regulatory restrictions on sale of real property			8.57	9.65	9.68	9.69	9.69
H. Reliability of police				5.77	4.67	4.31	4.25
I. Business costs of crime				7.62	6.64	6.37	6.33
<i>Gender Disparity Adjustment</i>	1.00	1.00	1.00	1.00	1.00	1.00	1.00
3. Sound Money		8.81	7.90	9.15	9.81	9.74	9.47
A. Money growth			9.81 (-0.94)	7.67 (11.66)	9.95 (-0.25)	9.34 (3.3)	8.26 (8.71)
B. Standard deviation of inflation		8.99 (2.52)	9.20 (2.01)	9.46 (1.34)	9.48 (1.29)	9.67 (0.83)	9.72 (0.7)
C. Inflation: most recent year		8.63 (6.86)	7.59 (12.04)	9.46 (2.71)	9.81 (0.96)	9.93 (-0.33)	9.90 (-0.52)
D. Freedom to own foreign currency bank accounts			5.00	10.00	10.00	10.00	10.00
4. Freedom to Trade Internationally			8.11	8.15	8.06	8.30	8.28
A. Tariffs			9.07	8.39	8.34	8.36	8.27
(i) Revenue from trade taxes (% of trade sector)			9.34 (0.99)	9.59 (0.62)	9.63 (0.55)	9.10 (1.35)	9.00 (1.5)
(ii) Mean tariff rate			8.80 (6)	9.46 (2.7)	8.98 (5.1)	8.98 (5.1)	8.96 (5.2)
(iii) Standard deviation of tariff rates				6.13 (9.67)	6.41 (8.98)	7.00 (7.5)	6.84 (7.9)
B. Regulatory trade barriers			7.92	7.35	7.34	7.85	7.86
(i) Non-tariff trade barriers			6.67	7.94	7.01	5.74	5.75
(ii) Compliance cost of importing and exporting			9.17	6.76	7.68	9.96	9.96
C. Black-market exchange rates			10.00	10.00	10.00	10.00	10.00
D. Controls of the movement of capital and people			5.46	6.85	6.55	7.00	7.00
(i) Foreign ownership/investment restrictions			7.83	8.77	7.86	7.87	7.88
(ii) Capital controls			3.08	5.38	5.38	5.38	5.38
(iii) Freedom of foreigners to visit				6.40	6.42	7.74	7.74
5. Regulation			6.54	7.77	7.42	7.44	7.58
A. Credit Market regulations			7.70	9.62	8.88	9.26	9.59
(i) Ownership of banks			5.00	10.00	10.00	10.00	10.00
(ii) Private sector credit			8.10	8.87	6.63	8.77	8.77
(iii) Interest rate controls / negative real interest rates			10.00	10.00	10.00	9.00	10.00
B. Labor Market regulations			5.25	7.53	7.15	7.04	6.98
(i) Hiring regulations and minimum wage			4.17	8.30	6.67	6.67	
(ii) Hiring and firing regulations		4.92	3.00	6.83	3.71	3.24	3.48
(iii) Centralized collective bargaining			7.67	8.28	6.79	6.60	6.68
(iv) Hours regulations			4.84	8.00	8.00	8.00	
(v) Mandated cost of worker dismissal			8.79	8.79	7.76	7.76	7.76
(vi) Conscriptation			3.00	5.00	10.00	10.00	10.00
C. Business regulations			6.69	6.15	6.23	6.02	6.16
(i) Administrative requirements			8.00	3.49	2.76	2.21	2.29
(ii) Bureaucracy costs			4.50	5.21	7.42	7.33	8.00
(iii) Starting a business			8.12	9.02	9.34	9.56	9.53
(iv) Extra payments/bribes/favoritism			6.47	6.61	4.22	2.88	3.02
(v) Licensing restrictions				6.21	6.24	6.25	6.25
(vi) Cost of Tax compliance			6.36	6.36	7.41	7.85	7.85

Slovenia

	1980	1990	2000	2005	2010	2015	2016
	Rating (Rank)	Rating (Rank)	Rating (Rank)	Rating (Rank)	Rating (Rank)	Rating (Rank)	Rating (Rank)
Summary Ratings (Rank)			6.58 (71)	6.91 (67)	6.82 (81)	7.08 (72)	7.05 (71)
	Rating (Data)	Rating (Data)	Rating (Data)	Rating (Data)	Rating (Data)	Rating (Data)	Rating (Data)
1. Size of Government			4.92	4.91	4.29	4.54	4.78
A. Government consumption		4.15 (25.9)	3.67 (27.51)	4.04 (26.27)	3.81 (27.06)	4.19 (25.76)	4.12 (25.99)
B. Transfers and subsidies			4.02 (22.44)	4.08 (22.22)	3.85 (23.08)	4.99 (18.9)	4.99 (18.9)
C. Government enterprises and investment			10.00 (4.6)	10.00 (8.7)	7.00 (22.05)	7.00 (24.83)	8.00 (18.12)
D. Top marginal tax rate			2.00	1.50	2.50	2.00	2.00
(i) Top marginal income tax rate			4.00 (50)	3.00 (50)	4.00 (41)	4.00 (50)	4.00 (50)
(ii) Top marginal income and payroll tax rate			0.00 (70)	0.00 (70)	1.00 (60)	0.00 (66)	0.00 (66)
2. Legal System & Property Rights			5.99	5.87	5.97	6.32	6.22
A. Judicial independence				5.87	4.63	4.55	4.53
B. Impartial courts			7.14	5.27	3.30	3.57	3.15
C. Protection of property rights			5.37	6.48	5.68	5.59	5.63
D. Military interference in rule of law and politics			8.33	8.33	9.17	9.17	9.17
E. Integrity of the legal system			8.33	7.50	7.50	7.50	7.50
F. Legal enforcement of contracts			3.80	3.87	4.23	4.23	4.23
G. Regulatory restrictions on sale of real property			4.34	4.34	7.26	8.41	8.41
H. Reliability of police				5.74	5.64	7.49	7.12
I. Business costs of crime				7.42	8.43	7.92	7.71
<i>Gender Disparity Adjustment</i>	0.93	0.93	0.93	0.93	0.93	0.95	0.95
3. Sound Money			7.49	8.79	9.55	9.77	9.52
A. Money growth			7.62 (11.91)	6.88 (15.58)	9.41 (2.96)	9.30 (3.52)	8.21 (8.95)
B. Standard deviation of inflation			9.12 (2.19)	8.78 (3.04)	9.16 (2.11)	9.88 (0.3)	9.88 (0.31)
C. Inflation: most recent year			8.22 (8.88)	9.50 (2.48)	9.63 (1.84)	9.90 (-0.52)	9.99 (-0.06)
D. Freedom to own foreign currency bank accounts		5.00	5.00	10.00	10.00	10.00	10.00
4. Freedom to Trade Internationally			7.93	7.92	7.62	7.87	7.88
A. Tariffs			8.05	8.48	8.34	8.36	8.27
(i) Revenue from trade taxes (% of trade sector)			9.48 (0.78)	9.84 (0.24)	9.63 (0.55)	9.10 (1.35)	9.00 (1.5)
(ii) Mean tariff rate			7.64 (11.8)	9.46 (2.7)	8.98 (5.1)	8.98 (5.1)	8.96 (5.2)
(iii) Standard deviation of tariff rates			7.04 (7.4)	6.13 (9.67)	6.41 (8.98)	7.00 (7.5)	6.84 (7.9)
B. Regulatory trade barriers			8.36	7.23	7.29	8.00	8.00
(i) Non-tariff trade barriers			7.38	7.29	6.69	6.04	6.04
(ii) Compliance cost of importing and exporting			9.33	7.18	7.89	9.96	9.96
C. Black-market exchange rates		0.00	10.00	10.00	10.00	10.00	10.00
D. Controls of the movement of capital and people	0.00	0.00	5.30	5.95	4.84	5.13	5.27
(i) Foreign ownership/investment restrictions			6.76	5.30	4.27	4.56	4.98
(ii) Capital controls	0.00	0.00	3.85	6.15	3.85	3.08	3.08
(iii) Freedom of foreigners to visit				6.40	6.42	7.74	7.74
5. Regulation			6.56	7.06	6.68	6.91	6.85
A. Credit Market regulations			8.19	9.15	7.53	7.93	7.91
(i) Ownership of banks			5.00	8.00	5.00	5.00	5.00
(ii) Private sector credit			9.58	9.46	7.59	8.78	8.74
(iii) Interest rate controls / negative real interest rates			10.00	10.00	10.00	10.00	10.00
B. Labor Market regulations			4.23	5.56	5.55	6.01	6.08
(i) Hiring regulations and minimum wage			4.02	3.90	2.23	2.23	2.23
(ii) Hiring and firing regulations			2.32	2.92	2.21	2.29	2.39
(iii) Centralized collective bargaining			5.05	5.55	4.74	5.42	5.74
(iv) Hours regulations			4.70	4.70	6.00	8.00	8.00
(v) Mandated cost of worker dismissal			6.29	6.29	8.13	8.13	8.13
(vi) Conscriptation			3.00	10.00	10.00	10.00	10.00
C. Business regulations			7.26	6.47	6.95	6.79	6.54
(i) Administrative requirements			6.95	3.18	3.33	2.90	2.78
(ii) Bureaucracy costs			7.80	5.38	8.33	8.67	7.78
(iii) Starting a business			7.87	7.80	9.66	9.64	9.65
(iv) Extra payments/bribes/favoritism			6.58	8.27	5.72	5.01	4.78
(v) Licensing restrictions				7.12	7.56	7.25	7.01
(vi) Cost of Tax compliance			7.09	7.09	7.09	7.25	7.25

South Africa

	1980	1990	2000	2005	2010	2015	2016
	Rating (Rank)	Rating (Rank)	Rating (Rank)	Rating (Rank)	Rating (Rank)	Rating (Rank)	Rating (Rank)
Summary Ratings (Rank)	5.23 (51)	5.26 (64)	7.04 (46)	6.97 (63)	7.05 (65)	6.84 (82)	6.65 (94)
	Rating (Data)	Rating (Data)	Rating (Data)	Rating (Data)	Rating (Data)	Rating (Data)	Rating (Data)
1. Size of Government	5.97	6.32	6.45	6.49	7.10	6.06	6.04
A. Government consumption	5.61 (20.94)	4.46 (24.83)	5.17 (22.42)	4.76 (23.83)	4.26 (25.5)	4.25 (25.54)	4.19 (25.77)
B. Transfers and subsidies	9.26 (3.2)	8.83 (4.8)	8.62 (5.55)	8.69 (5.31)	8.62 (5.57)	7.99 (7.88)	7.99 (7.88)
C. Government enterprises and investment	7.00 (24.6)	7.00 (20.3)	8.00 (17.8)	8.00 (15.01)	10.00 (14.39)	8.00 (17.44)	8.00 (18.09)
D. Top marginal tax rate	2.00	5.00	4.00	4.50	5.50	4.00	4.00
(i) Top marginal income tax rate	2.00 (60)	5.00 (45)	4.00 (45)	5.00 (40)	6.00 (40)	4.00 (41)	4.00 (41)
(ii) Top marginal income and payroll tax rate		5.00 (45)	4.00 (45)	4.00 (41)	5.00 (41)	4.00 (42)	4.00 (42)
2. Legal System & Property Rights	3.09	1.46	6.06	5.87	5.70	5.76	5.19
A. Judicial independence			7.18	7.63	6.62	8.03	6.52
B. Impartial courts			8.02	7.62	6.46	7.42	5.45
C. Protection of property rights	7.00	3.20	5.82	7.97	7.15	7.39	5.86
D. Military interference in rule of law and politics			8.33	8.33	8.33	8.33	8.33
E. Integrity of the legal system		1.70	3.33	4.17	4.17	3.33	3.33
F. Legal enforcement of contracts			3.93	3.93	3.93	3.93	3.93
G. Regulatory restrictions on sale of real property			5.83	6.64	7.72	7.17	7.07
H. Reliability of police				3.88	4.38	3.86	3.60
I. Business costs of crime				2.70	2.52	2.39	2.59
<i>Gender Disparity Adjustment</i>	0.00	0.00	1.00	1.00	1.00	1.00	1.00
3. Sound Money	5.29	5.81	7.85	7.98	8.18	8.10	8.08
A. Money growth	7.86 (10.69)	6.75 (16.24)	7.87 (10.66)	8.60 (6.98)	9.22 (3.9)	8.79 (6.07)	8.89 (5.53)
B. Standard deviation of inflation	8.12 (4.71)	9.49 (1.27)	9.60 (0.99)	9.01 (2.48)	9.37 (1.57)	9.54 (1.16)	9.70 (0.75)
C. Inflation: most recent year	5.18 (24.12)	6.98 (15.09)	8.93 (5.34)	9.32 (3.4)	9.15 (4.27)	9.08 (4.59)	8.73 (6.33)
D. Freedom to own foreign currency bank accounts	0.00	0.00	5.00	5.00	5.00	5.00	5.00
4. Freedom to Trade Internationally	6.49	6.22	7.38	7.04	6.97	6.87	6.78
A. Tariffs	8.66	7.27	7.74	6.84	6.84	7.35	7.44
(i) Revenue from trade taxes (% of trade sector)	9.20 (1.2)	8.53 (2.2)	9.01 (1.48)	8.59 (2.11)	8.79 (1.82)	8.71 (1.94)	8.78 (1.83)
(ii) Mean tariff rate	8.12 (9.4)	7.80 (11)	8.30 (8.5)	8.30 (8.5)	8.46 (7.7)	8.48 (7.6)	8.46 (7.7)
(iii) Standard deviation of tariff rates		5.48 (11.3)	5.92 (10.2)	3.63 (15.92)	3.29 (16.79)	4.86 (12.84)	5.07 (12.32)
B. Regulatory trade barriers			7.64	6.07	5.89	4.92	4.65
(i) Non-tariff trade barriers			6.62	6.67	6.13	6.18	5.64
(ii) Compliance cost of importing and exporting			8.67	5.46	5.65	3.66	3.66
C. Black-market exchange rates	8.80	9.40	10.00	10.00	10.00	10.00	10.00
D. Controls of the movement of capital and people	2.00	2.00	4.12	5.25	5.16	5.22	5.02
(i) Foreign ownership/investment restrictions			7.46	6.97	6.73	6.58	6.00
(ii) Capital controls	2.00	2.00	0.77	0.77	0.77	0.77	0.77
(iii) Freedom of foreigners to visit				8.00	7.97	8.30	8.30
5. Regulation	5.30	6.50	7.49	7.47	7.31	7.40	7.17
A. Credit Market regulations	7.48	9.07	9.61	9.96	9.27	10.00	9.17
(i) Ownership of banks	10.00	10.00	10.00	10.00	10.00	10.00	10.00
(ii) Private sector credit	8.43	9.22	8.82	9.88	7.80	10.00	7.50
(iii) Interest rate controls / negative real interest rates	4.00	8.00	10.00	10.00	10.00	10.00	10.00
B. Labor Market regulations		3.92	5.86	6.06	6.09	6.17	6.52
(i) Hiring regulations and minimum wage			4.61	4.40	4.43	5.57	5.57
(ii) Hiring and firing regulations		5.55	2.05	2.36	2.46	2.10	3.19
(iii) Centralized collective bargaining		6.21	4.52	3.84	3.39	3.08	4.06
(iv) Hours regulations			6.18	8.00	8.00	8.00	8.00
(v) Mandated cost of worker dismissal			7.78	7.78	8.27	8.27	8.27
(vi) Conscriptation	0.00	0.00	10.00	10.00	10.00	10.00	10.00
C. Business regulations			7.00	6.38	6.57	6.03	5.82
(i) Administrative requirements			6.92	3.29	2.88	3.31	3.64
(ii) Bureaucracy costs			6.53	4.55	5.15	4.00	3.78
(iii) Starting a business			8.68	8.81	9.39	8.62	8.56
(iv) Extra payments/bribes/favoritism			6.77	7.54	5.46	3.93	2.83
(v) Licensing restrictions				8.02	8.81	8.62	8.49
(vi) Cost of Tax compliance			6.08	6.08	7.76	7.72	7.65

Spain

	1980	1990	2000	2005	2010	2015	2016
	Rating (Rank)	Rating (Rank)	Rating (Rank)	Rating (Rank)	Rating (Rank)	Rating (Rank)	Rating (Rank)
Summary Ratings (Rank)	5.81 (30)	6.56 (32)	7.77 (18)	7.62 (21)	7.32 (43)	7.53 (34)	7.56 (30)
	Rating (Data)	Rating (Data)	Rating (Data)	Rating (Data)	Rating (Data)	Rating (Data)	Rating (Data)
1. Size of Government	5.18	4.67	6.25	6.57	5.40	5.73	6.02
A. Government consumption	6.93 (16.45)	5.89 (19.98)	5.22 (22.25)	4.79 (23.73)	4.05 (26.24)	4.38 (25.11)	4.52 (24.64)
B. Transfers and subsidies	6.78 (12.3)	5.78 (16)	5.76 (16.05)	6.00 (15.18)	4.56 (20.46)	4.56 (20.46)	4.56 (20.46)
C. Government enterprises and investment	6.00 (27.1)	4.00 (33.5)	10.00 (14.04)	10.00 (13.97)	7.00 (20.36)	10.00 (12.65)	10.00 (9.65)
D. Top marginal tax rate	1.00	3.00	4.00	5.50	6.00	4.00	5.00
(i) Top marginal income tax rate	1.00 (66)	3.00 (56)	4.00 (48)	6.00 (35-45)	6.00 (35-43)	4.00 (46)	5.00 (45)
(ii) Top marginal income and payroll tax rate		3.00 (56)	4.00 (48)	5.00 (45)	6.00 (35-43)	4.00 (46)	5.00 (45)
2. Legal System & Property Rights	4.58	7.16	7.20	6.73	6.76	6.80	6.80
A. Judicial independence			7.52	4.49	4.86	5.01	5.27
B. Impartial courts			8.02	5.26	4.43	4.19	3.94
C. Protection of property rights	6.10	10.00	7.15	7.69	6.49	6.09	6.08
D. Military interference in rule of law and politics			8.33	8.33	8.33	8.33	8.33
E. Integrity of the legal system	8.30	6.70	6.67	8.33	8.33	8.33	8.33
F. Legal enforcement of contracts			5.54	5.54	5.54	5.50	5.58
G. Regulatory restrictions on sale of real property			7.19	7.31	7.42	7.76	7.76
H. Reliability of police				7.47	8.06	8.65	8.71
I. Business costs of crime				6.11	7.41	7.37	7.23
<i>Gender Disparity Adjustment</i>	0.44	1.00	1.00	1.00	1.00	1.00	1.00
3. Sound Money	6.07	6.36	9.44	9.58	9.67	9.76	9.49
A. Money growth	8.36 (8.21)	7.70 (11.5)	8.66 (6.7)	9.02 (4.88)	9.65 (1.73)	9.37 (3.16)	8.16 (9.18)
B. Standard deviation of inflation	8.60 (3.49)	9.22 (1.95)	9.77 (0.57)	9.95 (0.12)	9.38 (1.54)	9.78 (0.54)	9.83 (0.42)
C. Inflation: most recent year	7.33 (13.35)	8.54 (7.31)	9.31 (3.43)	9.33 (3.37)	9.64 (1.8)	9.90 (-0.5)	9.96 (-0.2)
D. Freedom to own foreign currency bank accounts	0.00	0.00	10.00	10.00	10.00	10.00	10.00
4. Freedom to Trade Internationally	7.74	8.60	8.90	7.94	7.87	8.01	8.05
A. Tariffs	8.22	8.21	9.18	8.39	8.34	8.36	8.27
(i) Revenue from trade taxes (% of trade sector)	8.20 (2.7)	9.00 (1.5)	9.78 (0.33)	9.59 (0.62)	9.63 (0.55)	9.10 (1.35)	9.00 (1.5)
(ii) Mean tariff rate	8.24 (8.8)	8.52 (7.4)	9.52 (2.4)	9.46 (2.7)	8.98 (5.1)	8.98 (5.1)	8.96 (5.2)
(iii) Standard deviation of tariff rates		7.12 (7.2)	8.24 (4.4)	6.13 (9.67)	6.41 (8.98)	7.00 (7.5)	6.84 (7.9)
B. Regulatory trade barriers			8.39	7.76	7.81	7.89	8.07
(i) Non-tariff trade barriers			7.62	6.73	6.83	5.82	6.18
(ii) Compliance cost of importing and exporting			9.17	8.79	8.79	9.96	9.96
C. Black-market exchange rates	10.00	9.60	10.00	10.00	10.00	10.00	10.00
D. Controls of the movement of capital and people	5.00	8.00	8.02	5.62	5.32	5.79	5.86
(i) Foreign ownership/investment restrictions			9.11	7.39	6.47	6.56	6.76
(ii) Capital controls	5.00	8.00	6.92	3.08	3.08	3.08	3.08
(iii) Freedom of foreigners to visit				6.40	6.42	7.74	7.74
5. Regulation	5.46	5.99	7.07	7.30	6.92	7.34	7.43
A. Credit Market regulations	7.37	8.27	9.92	10.00	9.16	8.98	9.32
(i) Ownership of banks	8.00	8.00	10.00	10.00	10.00	10.00	10.00
(ii) Private sector credit	8.11	6.82	9.77	10.00	7.49	7.94	7.97
(iii) Interest rate controls / negative real interest rates	6.00	10.00	10.00	10.00	10.00	9.00	10.00
B. Labor Market regulations	3.55	3.71	4.07	5.33	4.70	6.25	6.17
(i) Hiring regulations and minimum wage			3.06	2.20	2.23	3.90	3.90
(ii) Hiring and firing regulations		2.62	3.67	2.82	2.61	3.84	3.63
(iii) Centralized collective bargaining	5.18	5.18	4.85	6.13	4.29	6.70	6.41
(iv) Hours regulations	4.49	4.05	5.01	6.00	4.00	8.00	8.00
(v) Mandated cost of worker dismissal			4.81	4.81	5.07	5.07	5.07
(vi) Conscriptio	1.00	3.00	3.00	10.00	10.00	10.00	10.00
C. Business regulations			7.21	6.58	6.91	6.78	6.79
(i) Administrative requirements			7.40	3.23	2.95	3.00	2.96
(ii) Bureaucracy costs			7.90	6.30	7.58	7.56	7.78
(iii) Starting a business			6.43	8.28	9.01	9.49	9.49
(iv) Extra payments/bribes/favoritism			7.63	8.02	6.14	4.80	4.68
(v) Licensing restrictions				6.99	7.86	7.57	7.52
(vi) Cost of Tax compliance			6.66	6.66	7.90	8.30	8.30

Sri Lanka

	1980	1990	2000	2005	2010	2015	2016
	Rating (Rank)	Rating (Rank)	Rating (Rank)	Rating (Rank)	Rating (Rank)	Rating (Rank)	Rating (Rank)
Summary Ratings (Rank)	4.54 (72)	4.76 (85)	6.31 (77)	6.44 (84)	6.63 (92)	6.63 (96)	6.49 (106)
	Rating (Data)	Rating (Data)	Rating (Data)	Rating (Data)	Rating (Data)	Rating (Data)	Rating (Data)
1. Size of Government	4.20	6.97	7.02	8.09	7.68	8.25	8.26
A. Government consumption	8.93 (9.62)	8.41 (11.39)	8.04 (12.68)	8.84 (9.96)	8.53 (10.99)	8.41 (11.39)	8.45 (11.26)
B. Transfers and subsidies	7.85 (8.4)	8.50 (6)	9.03 (4.05)	8.53 (5.9)	9.18 (3.5)	9.09 (3.83)	9.09 (3.83)
C. Government enterprises and investment	0.00 (53.5)	4.00 (39.2)	4.00 (39.2)	8.00 (16.46)	7.00 (22.3)	7.00 (23.2)	7.00 (23.2)
D. Top marginal tax rate	0.00		7.00	7.00	6.00	8.50	8.50
(i) Top marginal income tax rate	0.00 (60.5)		7.00 (35)	7.00 (35)	7.00 (35)	9.00 (24)	9.00 (24)
(ii) Top marginal income and payroll tax rate			7.00 (35)	7.00 (35)	5.00 (38)	8.00 (26)	8.00 (26)
2. Legal System & Property Rights	3.98	2.31	4.54	4.66	5.25	5.28	4.93
A. Judicial independence				4.16	5.51	5.65	4.86
B. Impartial courts			5.01	4.38	5.68	5.04	3.80
C. Protection of property rights	4.60	3.20	3.50	6.02	5.77	5.59	5.24
D. Military interference in rule of law and politics			3.33	3.33	3.33	5.00	5.00
E. Integrity of the legal system	3.30	0.00	5.00	5.00	4.17	5.83	5.83
F. Legal enforcement of contracts			3.61	3.61	3.61	3.61	3.61
G. Regulatory restrictions on sale of real property			6.75	6.75	6.75	7.36	7.36
H. Reliability of police				3.82	5.10	5.35	5.17
I. Business costs of crime				4.83	7.33	6.65	5.85
<i>Gender Disparity Adjustment</i>	1.00	1.00	1.00	1.00	1.00	0.90	0.90
3. Sound Money	5.47	5.50	6.74	6.13	6.55	6.88	6.49
A. Money growth	7.31 (13.43)	8.03 (9.85)	9.22 (3.92)	8.12 (9.42)	9.17 (4.16)	9.07 (4.67)	8.04 (9.8)
B. Standard deviation of inflation	8.57 (3.57)	8.01 (4.97)	8.99 (2.52)	8.75 (3.13)	8.21 (4.47)	8.63 (3.43)	8.74 (3.16)
C. Inflation: most recent year	6.00 (19.98)	5.94 (20.29)	8.76 (6.18)	7.67 (11.64)	8.81 (5.94)	9.82 (0.92)	9.20 (3.99)
D. Freedom to own foreign currency bank accounts	0.00	0.00	0.00	0.00	0.00	0.00	0.00
4. Freedom to Trade Internationally	3.39	2.71	6.69	6.96	6.91	5.88	5.89
A. Tariffs	1.97	2.92	7.62	6.85	6.48	6.05	5.91
(i) Revenue from trade taxes (% of trade sector)	2.20 (11.7)	4.13 (8.8)	8.57 (2.15)	7.92 (3.12)	7.07 (4.4)	7.00 (4.5)	6.63 (5.06)
(ii) Mean tariff rate	1.74 (41.3)	4.62 (26.9)	8.02 (9.9)	7.74 (11.3)	7.88 (10.6)	8.14 (9.3)	8.14 (9.3)
(iii) Standard deviation of tariff rates		0.00 (25.5)	6.28 (9.3)	4.89 (12.77)	4.49 (13.78)	3.01 (17.48)	2.97 (17.58)
B. Regulatory trade barriers			6.13	5.84	6.15	5.52	5.85
(i) Non-tariff trade barriers			4.75	5.23	5.08	5.56	5.47
(ii) Compliance cost of importing and exporting			7.50	6.44	7.22	5.47	6.23
C. Black-market exchange rates	8.20	5.20	10.00	10.00	10.00	10.00	10.00
D. Controls of the movement of capital and people	0.00	0.00	3.02	5.17	5.02	1.95	1.80
(i) Foreign ownership/investment restrictions			6.04	7.00	6.54	5.85	5.40
(ii) Capital controls	0.00	0.00	0.00	0.00	0.00	0.00	0.00
(iii) Freedom of foreigners to visit				8.50	8.52	0.00	0.00
5. Regulation	5.67	6.30	6.55	6.33	6.77	6.87	6.88
A. Credit Market regulations	5.13	6.82	7.03	7.37	7.39	7.54	7.58
(i) Ownership of banks	5.00	5.00	5.00	5.00	5.00	5.00	5.00
(ii) Private sector credit	6.39	7.46	6.10	7.11	7.16	7.62	7.74
(iii) Interest rate controls / negative real interest rates	4.00	8.00	10.00	10.00	10.00	10.00	10.00
B. Labor Market regulations			5.58	6.60	6.44	6.39	6.43
(i) Hiring regulations and minimum wage			4.06	10.00	10.00	10.00	10.00
(ii) Hiring and firing regulations			2.88	3.40	3.87	3.97	4.10
(iii) Centralized collective bargaining			6.53	6.22	6.78	6.39	6.45
(iv) Hours regulations			10.00	10.00	8.00	8.00	8.00
(v) Mandated cost of worker dismissal			0.00	0.00	0.00	0.00	0.00
(vi) Conscriptation	10.00	10.00	10.00	10.00	10.00	10.00	10.00
C. Business regulations			7.03	5.02	6.48	6.68	6.65
(i) Administrative requirements			7.27	2.84	4.53	4.30	3.87
(ii) Bureaucracy costs			7.15	3.66	6.06	5.33	5.78
(iii) Starting a business			8.29	8.30	8.83	9.58	9.60
(iv) Extra payments/bribes/favoritism			5.30	4.74	5.02	3.82	3.47
(v) Licensing restrictions				3.46	7.31	9.04	9.04
(vi) Cost of Tax compliance			7.13	7.13	7.13	7.99	8.12

Sudan

	1980	1990	2000	2005	2010	2015	2016
	Rating (Rank)	Rating (Rank)	Rating (Rank)	Rating (Rank)	Rating (Rank)	Rating (Rank)	Rating (Rank)
Summary Ratings (Rank)							5.36 (153)
	Rating (Data)	Rating (Data)	Rating (Data)	Rating (Data)	Rating (Data)	Rating (Data)	Rating (Data)
1. Size of Government							9.44
A. Government consumption							9.82 (6.6)
B. Transfers and subsidies							
C. Government enterprises and investment							10.00 (5.22)
D. Top marginal tax rate							8.50
(i) Top marginal income tax rate							10.00 (15)
(ii) Top marginal income and payroll tax rate							7.00 (34)
2. Legal System & Property Rights							2.99
A. Judicial independence							
B. Impartial courts							3.50
C. Protection of property rights							
D. Military interference in rule of law and politics							0.00
E. Integrity of the legal system							4.17
F. Legal enforcement of contracts							3.80
G. Regulatory restrictions on sale of real property							8.94
H. Reliability of police							
I. Business costs of crime							
<i>Gender Disparity Adjustment</i>							0.46
3. Sound Money							5.53
A. Money growth							7.27 (13.66)
B. Standard deviation of inflation							3.41 (16.49)
C. Inflation: most recent year							6.45 (17.75)
D. Freedom to own foreign currency bank accounts							5.00
4. Freedom to Trade Internationally							2.88
A. Tariffs							7.07
(i) Revenue from trade taxes (% of trade sector)							
(ii) Mean tariff rate							7.60 (12)
(iii) Standard deviation of tariff rates							6.54 (6.54)
B. Regulatory trade barriers							0.92
(i) Non-tariff trade barriers							
(ii) Compliance cost of importing and exporting							0.92
C. Black-market exchange rates							0.00
D. Controls of the movement of capital and people							3.52
(i) Foreign ownership/investment restrictions							
(ii) Capital controls							6.15
(iii) Freedom of foreigners to visit							0.89
5. Regulation							5.94
A. Credit Market regulations							6.74
(i) Ownership of banks							
(ii) Private sector credit							6.74
(iii) Interest rate controls / negative real interest rates							
B. Labor Market regulations							4.71
(i) Hiring regulations and minimum wage							8.33
(ii) Hiring and firing regulations							
(iii) Centralized collective bargaining							
(iv) Hours regulations							8.00
(v) Mandated cost of worker dismissal							2.52
(vi) Conscription							0.00
C. Business regulations							6.37
(i) Administrative requirements							
(ii) Bureaucracy costs							2.44
(iii) Starting a business							8.54
(iv) Extra payments/bribes/favoritism							
(v) Licensing restrictions							6.51
(vi) Cost of Tax compliance							7.98

Suriname

	1980	1990	2000	2005	2010	2015	2016
	Rating (Rank)	Rating (Rank)	Rating (Rank)	Rating (Rank)	Rating (Rank)	Rating (Rank)	Rating (Rank)
Summary Ratings (Rank)					6.64 (91)	6.85 (81)	6.36 (116)
	Rating (Data)	Rating (Data)	Rating (Data)	Rating (Data)	Rating (Data)	Rating (Data)	Rating (Data)
1. Size of Government					6.60	6.33	7.11
A. Government consumption					3.81 (27.05)	1.73 (34.11)	4.85 (23.51)
B. Transfers and subsidies					8.99 (4.21)	8.58 (5.69)	8.58 (5.69)
C. Government enterprises and investment					7.00 (22.57)	10.00 (3.7)	10.00 (4.05)
D. Top marginal tax rate						5.00	5.00
(i) Top marginal income tax rate						5.00 (38)	5.00 (38)
(ii) Top marginal income and payroll tax rate						5.00 (40)	5.00 (40)
2. Legal System & Property Rights					4.29	5.07	5.22
A. Judicial independence					5.59	4.23	4.23
B. Impartial courts					2.79	5.10	5.30
C. Protection of property rights					4.42	5.56	5.56
D. Military interference in rule of law and politics					5.00	5.00	5.00
E. Integrity of the legal system					5.00	5.00	5.00
F. Legal enforcement of contracts					2.75	2.75	2.75
G. Regulatory restrictions on sale of real property					1.74	3.49	4.63
H. Reliability of police					6.18	8.01	8.01
I. Business costs of crime					5.64	7.08	7.08
<i>Gender Disparity Adjustment</i>	0.97	0.97	0.97	0.97	0.97	0.97	0.97
3. Sound Money					8.82	8.86	6.00
A. Money growth					9.13 (-4.33)	9.62 (1.92)	9.47 (2.66)
B. Standard deviation of inflation					7.53 (6.17)	7.21 (6.96)	4.51 (13.72)
C. Inflation: most recent year					8.61 (6.94)	8.62 (6.9)	0.00 (52.34)
D. Freedom to own foreign currency bank accounts					10.00	10.00	10.00
4. Freedom to Trade Internationally					6.60	7.20	7.20
A. Tariffs					7.47	7.48	7.48
(i) Revenue from trade taxes (% of trade sector)					8.37 (2.45)	8.39 (2.42)	8.39 (2.42)
(ii) Mean tariff rate					7.92 (10.4)	7.92 (10.4)	7.92 (10.4)
(iii) Standard deviation of tariff rates					6.13 (9.67)	6.13 (9.67)	6.13 (6.13)
B. Regulatory trade barriers					6.51	6.70	6.70
(i) Non-tariff trade barriers					6.51	6.56	6.56
(ii) Compliance cost of importing and exporting					6.51	6.83	6.83
C. Black-market exchange rates					10.00	10.00	10.00
D. Controls of the movement of capital and people					2.40	4.64	4.64
(i) Foreign ownership/investment restrictions					4.88	6.63	6.63
(ii) Capital controls					0.00	0.00	0.00
(iii) Freedom of foreigners to visit					2.32	7.30	7.30
5. Regulation					6.89	6.76	6.27
A. Credit Market regulations					8.05	7.99	6.32
(i) Ownership of banks					5.00	5.00	5.00
(ii) Private sector credit					9.14	8.97	8.97
(iii) Interest rate controls / negative real interest rates					10.00	10.00	5.00
B. Labor Market regulations					7.85	7.29	7.47
(i) Hiring regulations and minimum wage					10.00	8.90	10.00
(ii) Hiring and firing regulations					3.18	2.85	2.85
(iii) Centralized collective bargaining					6.93	4.97	4.97
(iv) Hours regulations					10.00	10.00	10.00
(v) Mandated cost of worker dismissal					7.01	7.01	7.01
(vi) Conscriptation					10.00	10.00	10.00
C. Business regulations					4.77	5.00	5.01
(i) Administrative requirements					2.99	2.91	2.91
(ii) Bureaucracy costs					3.33	1.33	1.33
(iii) Starting a business					5.46	6.23	6.27
(iv) Extra payments/bribes/favoritism					4.19	4.49	4.49
(v) Licensing restrictions					4.87	7.28	7.28
(vi) Cost of Tax compliance					7.77	7.77	7.77

Swaziland

	1980	1990	2000	2005	2010	2015	2016
	Rating (Rank)	Rating (Rank)	Rating (Rank)	Rating (Rank)	Rating (Rank)	Rating (Rank)	Rating (Rank)
Summary Ratings (Rank)					6.41 (104)	6.44 (112)	6.46 (108)
	Rating (Data)	Rating (Data)	Rating (Data)	Rating (Data)	Rating (Data)	Rating (Data)	Rating (Data)
1. Size of Government					5.65	5.55	5.47
A. Government consumption					5.75 (20.45)	5.31 (21.95)	4.99 (23.02)
B. Transfers and subsidies					9.83 (1.11)	9.88 (0.96)	9.88 (0.96)
C. Government enterprises and investment				0.00 (52.72)	0.00 (58.6)	0.00 (61.45)	0.00 (51.24)
D. Top marginal tax rate					7.00	7.00	7.00
(i) Top marginal income tax rate					7.00 (33)	7.00 (33)	7.00 (33)
(ii) Top marginal income and payroll tax rate					7.00 (33)	7.00 (33)	7.00 (33)
2. Legal System & Property Rights					4.25	4.11	4.36
A. Judicial independence					4.32	3.10	4.29
B. Impartial courts					4.21	3.86	3.75
C. Protection of property rights					5.62	5.86	4.65
D. Military interference in rule of law and politics					6.20	5.10	5.10
E. Integrity of the legal system							
F. Legal enforcement of contracts					1.59	1.59	1.59
G. Regulatory restrictions on sale of real property					7.27	7.27	7.27
H. Reliability of police					5.39	5.95	7.43
I. Business costs of crime					5.58	6.11	7.13
<i>Gender Disparity Adjustment</i>	0.69	0.69	0.69	0.69	0.69	0.69	0.69
3. Sound Money					7.89	7.94	7.73
A. Money growth					9.10 (4.5)	8.57 (7.13)	7.98 (10.09)
B. Standard deviation of inflation					7.59 (6.03)	9.17 (2.07)	9.51 (1.23)
C. Inflation: most recent year					9.86 (0.7)	9.01 (4.95)	8.43 (7.84)
D. Freedom to own foreign currency bank accounts					5.00	5.00	5.00
4. Freedom to Trade Internationally					6.53	6.96	7.02
A. Tariffs					6.15	4.64	4.68
(i) Revenue from trade taxes (% of trade sector)					4.91 (7.63)	0.00 (18.55)	0.00 (18.55)
(ii) Mean tariff rate					8.46 (7.7)	8.48 (7.6)	8.48 (7.6)
(iii) Standard deviation of tariff rates					5.07 (12.32)	5.44 (11.4)	5.56 (11.1)
B. Regulatory trade barriers					5.88	7.87	7.87
(i) Non-tariff trade barriers					4.80	6.02	5.94
(ii) Compliance cost of importing and exporting					6.97	9.71	9.81
C. Black-market exchange rates					10.00	10.00	10.00
D. Controls of the movement of capital and people					4.09	5.34	5.51
(i) Foreign ownership/investment restrictions					6.08	5.61	6.13
(ii) Capital controls					0.77	0.77	0.77
(iii) Freedom of foreigners to visit					5.42	9.62	9.62
5. Regulation					7.73	7.63	7.73
A. Credit Market regulations					8.99	8.78	8.78
(i) Ownership of banks					8.00	8.00	8.00
(ii) Private sector credit					8.98	8.33	8.33
(iii) Interest rate controls / negative real interest rates					10.00	10.00	10.00
B. Labor Market regulations					7.73	7.71	7.77
(i) Hiring regulations and minimum wage					10.00	8.90	8.90
(ii) Hiring and firing regulations					3.84	4.66	5.83
(iii) Centralized collective bargaining					5.65	5.84	5.00
(iv) Hours regulations					10.00	10.00	10.00
(v) Mandated cost of worker dismissal					6.89	6.89	6.89
(vi) Conscription					10.00	10.00	10.00
C. Business regulations					6.46	6.39	6.64
(i) Administrative requirements					3.58	4.11	4.73
(ii) Bureaucracy costs					4.85	3.56	3.56
(iii) Starting a business					7.90	8.86	8.87
(iv) Extra payments/bribes/favoritism					4.46	4.13	5.01
(v) Licensing restrictions					9.16	9.02	9.02
(vi) Cost of Tax compliance					8.83	8.63	8.63

Sweden

	1980	1990	2000	2005	2010	2015	2016
	Rating (Rank)	Rating (Rank)	Rating (Rank)	Rating (Rank)	Rating (Rank)	Rating (Rank)	Rating (Rank)
Summary Ratings (Rank)	5.66 (37)	6.96 (23)	7.67 (21)	7.50 (31)	7.58 (22)	7.65 (25)	7.44 (43)
	Rating (Data)	Rating (Data)	Rating (Data)	Rating (Data)	Rating (Data)	Rating (Data)	Rating (Data)
1. Size of Government	1.63	2.62	3.67	3.67	3.47	3.67	3.62
A. Government consumption	1.10 (36.25)	1.49 (34.95)	1.68 (34.28)	1.17 (36.03)	1.27 (35.69)	1.02 (36.53)	0.84 (37.14)
B. Transfers and subsidies	3.41 (24.7)	1.99 (29.9)	3.98 (22.59)	4.00 (22.51)	4.60 (20.32)	4.64 (20.17)	4.64 (20.17)
C. Government enterprises and investment	2.00 (41.2)	7.00 (22.8)	8.00 (17.81)	8.00 (18.55)	7.00 (20.28)	8.00 (17.76)	8.00 (18.24)
D. Top marginal tax rate	0.00	0.00	1.00	1.50	1.00	1.00	1.00
(i) Top marginal income tax rate	0.00 (87)	0.00 (61-68)	2.00 (51-58)	3.00 (52-59)	2.00 (52-59)	2.00 (57)	2.00 (57)
(ii) Top marginal income and payroll tax rate		0.00 (79-86)	0.00 (68.4-75.4)	0.00 (66)	0.00 (63-69)	0.00 (67)	0.00 (67)
2. Legal System & Property Rights	6.61	8.35	8.37	8.17	8.38	8.35	7.82
A. Judicial independence			8.68	8.11	9.12	9.11	8.54
B. Impartial courts			8.35	8.72	8.01	7.46	6.74
C. Protection of property rights	5.20	10.00	8.08	8.71	8.70	8.87	8.27
D. Military interference in rule of law and politics			10.00	9.17	9.17	9.17	9.17
E. Integrity of the legal system	10.00	10.00	10.00	10.00	10.00	10.00	10.00
F. Legal enforcement of contracts			4.73	4.73	4.74	6.20	4.98
G. Regulatory restrictions on sale of real property			8.73	8.73	8.45	8.45	8.45
H. Reliability of police				7.37	8.86	7.86	7.23
I. Business costs of crime				8.03	8.34	8.01	6.96
<i>Gender Disparity Adjustment</i>	1.00	1.00	1.00	1.00	1.00	1.00	1.00
3. Sound Money	7.56	8.03	9.84	9.71	9.64	9.71	9.34
A. Money growth	8.18 (9.11)	9.44 (2.78)	9.71 (1.47)	9.25 (3.77)	9.16 (4.19)	9.03 (4.85)	7.73 (11.37)
B. Standard deviation of inflation	9.41 (1.47)	9.44 (1.4)	9.83 (0.44)	9.69 (0.79)	9.65 (0.88)	9.83 (0.43)	9.84 (0.4)
C. Inflation: most recent year	7.66 (11.72)	8.23 (8.84)	9.82 (0.9)	9.91 (0.45)	9.77 (1.16)	9.99 (-0.05)	9.80 (0.98)
D. Freedom to own foreign currency bank accounts	5.00	5.00	10.00	10.00	10.00	10.00	10.00
4. Freedom to Trade Internationally	6.67	9.65	8.93	8.25	8.24	8.28	8.20
A. Tariffs	9.02	8.96	9.18	8.39	8.34	8.36	8.27
(i) Revenue from trade taxes (% of trade sector)	9.53 (0.7)	9.73 (0.4)	9.78 (0.33)	9.59 (0.62)	9.63 (0.55)	9.10 (1.35)	9.00 (1.5)
(ii) Mean tariff rate	8.50 (7.5)	9.06 (4.7)	9.52 (2.4)	9.46 (2.7)	8.98 (5.1)	8.98 (5.1)	8.96 (5.2)
(iii) Standard deviation of tariff rates		8.08 (4.8)	8.24 (4.4)	6.13 (9.67)	6.41 (8.98)	7.00 (7.5)	6.84 (7.9)
B. Regulatory trade barriers			9.32	8.71	8.84	8.50	8.39
(i) Non-tariff trade barriers			8.80	8.30	8.56	7.07	6.85
(ii) Compliance cost of importing and exporting			9.83	9.12	9.12	9.92	9.92
C. Black-market exchange rates	9.00	10.00	10.00	10.00	10.00	10.00	10.00
D. Controls of the movement of capital and people	2.00	10.00	7.22	5.91	5.80	6.24	6.14
(i) Foreign ownership/investment restrictions			9.05	8.24	7.90	7.91	7.60
(ii) Capital controls	2.00	10.00	5.38	3.08	3.08	3.08	3.08
(iii) Freedom of foreigners to visit				6.40	6.42	7.74	7.74
5. Regulation	5.85	6.17	7.54	7.69	8.16	8.24	8.23
A. Credit Market regulations	7.59	8.39	10.00	10.00	9.98	9.90	9.90
(i) Ownership of banks	8.00	8.00	10.00	10.00	10.00	10.00	10.00
(ii) Private sector credit	6.76	7.18	10.00	10.00	9.94	9.71	9.70
(iii) Interest rate controls / negative real interest rates	8.00	10.00	10.00	10.00	10.00	10.00	10.00
B. Labor Market regulations	4.11	3.95	4.08	5.06	6.43	6.75	6.87
(i) Hiring regulations and minimum wage			4.41	8.30	6.67	6.67	6.67
(ii) Hiring and firing regulations		3.93	2.18	1.92	2.52	3.84	4.17
(iii) Centralized collective bargaining	4.49	4.49	3.78	3.56	3.41	4.00	4.36
(iv) Hours regulations	4.84	4.40	3.51	6.00	6.00	6.00	6.00
(v) Mandated cost of worker dismissal			7.59	7.59	10.00	10.00	10.00
(vi) Conscriptation	3.00	3.00	3.00	3.00	10.00	10.00	10.00
C. Business regulations			8.54	8.02	8.07	8.08	7.92
(i) Administrative requirements			7.27	3.73	4.76	5.16	5.22
(ii) Bureaucracy costs			8.30	8.26	7.58	7.56	7.11
(iii) Starting a business			9.39	9.40	9.47	9.73	9.73
(iv) Extra payments/bribes/favoritism			9.12	9.30	9.12	8.38	7.84
(v) Licensing restrictions				8.82	8.88	9.02	9.01
(vi) Cost of Tax compliance			8.63	8.63	8.63	8.63	8.63

Switzerland

	1980	1990	2000	2005	2010	2015	2016
	Rating (Rank)	Rating (Rank)	Rating (Rank)	Rating (Rank)	Rating (Rank)	Rating (Rank)	Rating (Rank)
Summary Ratings (Rank)	7.62 (5)	8.21 (4)	8.73 (2)	8.37 (4)	8.30 (4)	8.37 (4)	8.39 (4)
	Rating (Data)	Rating (Data)	Rating (Data)	Rating (Data)	Rating (Data)	Rating (Data)	Rating (Data)
1. Size of Government	6.78	6.43	7.75	7.88	7.62	7.42	7.43
A. Government consumption	6.86 (16.68)	6.01 (19.55)	7.16 (15.64)	7.08 (15.91)	6.55 (17.72)	6.39 (18.28)	6.40 (18.24)
B. Transfers and subsidies	6.49 (13.4)	5.78 (16)	5.85 (15.75)	6.42 (13.65)	5.92 (15.47)	6.30 (14.07)	6.30 (14.07)
C. Government enterprises and investment			10.00 (12.36)	10.00 (12.11)	10.00 (13.38)	10.00 (12.94)	10.00 (13)
D. Top marginal tax rate	7.00	7.50	8.00	8.00	8.00	7.00	7.00
(i) Top marginal income tax rate	7.00 (31-44)	8.00 (33-43)	9.00 (31-40)	9.00 (26-42)	9.00 (26-42)	8.00 (26-42)	8.00 (26-42)
(ii) Top marginal income and payroll tax rate		7.00 (36-46)	7.00 (39-48)	7.00 (34-50)	7.00 (35-49)	6.00 (35-49)	6.00 (35-49)
2. Legal System & Property Rights	6.32	8.35	8.81	8.72	8.55	8.58	8.50
A. Judicial independence			8.68	8.63	9.01	9.13	9.19
B. Impartial courts			8.52	8.61	7.50	8.00	7.76
C. Protection of property rights	9.40	10.00	9.17	9.28	9.07	9.15	9.23
D. Military interference in rule of law and politics			10.00	10.00	10.00	10.00	10.00
E. Integrity of the legal system	10.00	10.00	10.00	8.33	8.33	8.33	8.33
F. Legal enforcement of contracts			6.03	6.03	6.07	5.84	5.16
G. Regulatory restrictions on sale of real property			9.24	9.57	9.57	9.60	9.60
H. Reliability of police				9.06	8.86	9.27	9.27
I. Business costs of crime				9.00	8.50	7.85	7.93
<i>Gender Disparity Adjustment</i>	0.56	1.00	1.00	1.00	1.00	1.00	1.00
3. Sound Money	9.59	9.72	9.70	9.61	9.39	9.81	9.92
A. Money growth	9.35 (3.25)	9.93 (0.33)	9.28 (3.6)	8.94 (5.28)	8.06 (9.71)	9.62 (1.91)	9.92 (0.39)
B. Standard deviation of inflation	9.55 (1.13)	9.78 (0.55)	9.83 (0.42)	9.75 (0.63)	9.64 (0.89)	9.83 (0.42)	9.85 (0.37)
C. Inflation: most recent year	9.46 (2.71)	9.15 (4.27)	9.69 (1.54)	9.77 (1.17)	9.86 (0.7)	9.77 (-1.14)	9.91 (-0.43)
D. Freedom to own foreign currency bank accounts	10.00	10.00	10.00	10.00	10.00	10.00	10.00
4. Freedom to Trade Internationally	9.58	9.76	9.42	7.40	7.37	7.54	7.64
A. Tariffs	8.74	9.28	9.92	6.43	6.29	6.19	6.22
(i) Revenue from trade taxes (% of trade sector)	8.40 (2.4)	8.73 (1.9)	9.79 (0.31)	9.84 (0.24)	9.22 (1.17)	9.91 (0.14)	9.91 (0.14)
(ii) Mean tariff rate	9.08 (4.6)	9.12 (4.4)	10.00 (0)	9.46 (2.7)	8.96 (5.2)	8.66 (6.7)	8.74 (6.3)
(iii) Standard deviation of tariff rates		10.00 (0)	9.96 (0.1)	0.00 (30.48)	0.68 (23.3)	0.00 (31.83)	0.00 (29.42)
B. Regulatory trade barriers			8.69	7.00	7.16	7.86	8.14
(i) Non-tariff trade barriers			8.22	5.07	5.40	5.84	6.39
(ii) Compliance cost of importing and exporting			9.17	8.93	8.93	9.89	9.89
C. Black-market exchange rates	10.00	10.00	10.00	10.00	10.00	10.00	10.00
D. Controls of the movement of capital and people	10.00	10.00	9.08	6.17	6.03	6.13	6.19
(i) Foreign ownership/investment restrictions			9.70	7.96	7.51	7.56	7.75
(ii) Capital controls	10.00	10.00	8.46	3.85	3.85	3.08	3.08
(iii) Freedom of foreigners to visit				6.70	6.75	7.74	7.74
5. Regulation	5.85	6.82	7.96	8.24	8.58	8.49	8.48
A. Credit Market regulations	6.69	8.15	9.07	9.29	9.33	9.31	9.31
(i) Ownership of banks	5.00	5.00	8.00	8.00	8.00	8.00	8.00
(ii) Private sector credit	9.07	9.46	9.20	9.86	10.00	9.93	9.93
(iii) Interest rate controls / negative real interest rates	6.00	10.00	10.00	10.00	10.00	10.00	10.00
B. Labor Market regulations	5.01	5.48	6.21	7.61	8.19	7.88	7.85
(i) Hiring regulations and minimum wage			4.56	10.00	8.33	10.00	10.00
(ii) Hiring and firing regulations		7.71	5.62	7.79	7.95	7.98	7.70
(iii) Centralized collective bargaining	6.21	6.21	7.80	8.06	7.86	8.28	8.37
(iv) Hours regulations	5.81	5.01	5.51	6.00	10.00	6.00	6.00
(v) Mandated cost of worker dismissal			8.79	8.79	10.00	10.00	10.00
(vi) Conscriptation	3.00	3.00	5.00	5.00	5.00	5.00	5.00
C. Business regulations			8.62	7.82	8.21	8.27	8.27
(i) Administrative requirements			7.30	5.11	5.23	6.37	6.33
(ii) Bureaucracy costs			9.08	5.99	8.64	8.00	8.00
(iii) Starting a business			9.21	9.29	9.31	9.57	9.57
(iv) Extra payments/bribes/favoritism			8.18	8.92	8.44	8.00	8.05
(v) Licensing restrictions				8.30	8.34	8.37	8.37
(vi) Cost of Tax compliance			9.29	9.29	9.29	9.29	9.29

Syria

	1980	1990	2000	2005	2010	2015	2016
	Rating (Rank)	Rating (Rank)	Rating (Rank)	Rating (Rank)	Rating (Rank)	Rating (Rank)	Rating (Rank)
Summary Ratings (Rank)	3.69 (92)	3.32 (107)	4.95 (114)	5.75 (120)	5.96 (129)	4.96 (154)	5.02 (157)
	Rating (Data)	Rating (Data)	Rating (Data)	Rating (Data)	Rating (Data)	Rating (Data)	Rating (Data)
1. Size of Government	3.84	4.38	3.75	5.72	6.52	6.20	6.20
A. Government consumption	4.17 (25.82)	6.76 (17.03)	7.50 (14.51)	7.16 (15.65)	8.11 (12.41)	6.82 (16.81)	6.82 (16.81)
B. Transfers and subsidies	7.36 (10.2)				8.97 (4.29)	8.97 (4.29)	8.97 (4.29)
C. Government enterprises and investment	0.00 (59.5)	2.00 (45)	0.00 (63.64)	2.00 (46.4)	2.00 (48.37)	2.00 (47.86)	2.00 (47.86)
D. Top marginal tax rate				8.00	7.00	7.00	7.00
(i) Top marginal income tax rate				8.00 (27.5)	9.00 (22)	9.00 (22)	9.00 (22)
(ii) Top marginal income and payroll tax rate					5.00 (39)	5.00 (38)	5.00 (38)
2. Legal System & Property Rights	1.37	2.35	3.74	4.03	4.02	3.43	3.44
A. Judicial independence					2.93	3.10	3.10
B. Impartial courts			4.64	4.80	3.26	3.00	3.20
C. Protection of property rights	0.00	1.90			6.13	5.86	5.86
D. Military interference in rule of law and politics			3.33	3.33	3.33	3.33	3.33
E. Integrity of the legal system	1.70	3.30	8.33	8.33	8.33	7.50	7.50
F. Legal enforcement of contracts			3.22	3.22	3.22	3.22	3.22
G. Regulatory restrictions on sale of real property			4.49	4.49	4.64	4.09	4.09
H. Reliability of police					4.36	5.95	5.95
I. Business costs of crime					9.37	6.11	6.11
<i>Gender Disparity Adjustment</i>	0.56	0.56	0.56	0.67	0.59	0.46	0.46
3. Sound Money	8.18	5.58	6.46	7.39	7.28	4.87	5.12
A. Money growth	7.66 (11.72)	7.42 (12.9)	9.16 (4.2)	8.01 (9.93)	9.03 (4.84)	9.48 (2.61)	9.48 (2.61)
B. Standard deviation of inflation	8.56 (3.6)	8.75 (3.13)	7.47 (6.33)	8.00 (4.99)	5.95 (10.12)	0.00 (34.7)	0.00 (29.67)
C. Inflation: most recent year	6.51 (17.47)	6.13 (19.33)	9.23 (-3.85)	8.55 (7.24)	9.12 (4.4)	0.00 (80)	1.00 (45)
D. Freedom to own foreign currency bank accounts	10.00	0.00	0.00	5.00	5.00	10.00	10.00
4. Freedom to Trade Internationally	2.30	1.55	5.06	5.77	5.98	4.91	4.91
A. Tariffs	3.90	4.66	5.17	5.44	6.24	5.23	5.23
(i) Revenue from trade taxes (% of trade sector)	5.27 (7.1)	8.07 (2.9)	7.55 (3.67)	8.35 (2.48)	8.37 (2.45)	8.37 (2.45)	8.37 (2.45)
(ii) Mean tariff rate	2.54 (37.3)	5.92 (20.4)	6.08 (19.6)	6.08 (19.6)	7.16 (14.2)	6.70 (16.5)	6.70 (16.5)
(iii) Standard deviation of tariff rates		0.00 (27.7)	1.89 (20.28)	1.89 (20.28)	3.18 (17.04)	0.63 (23.43)	0.63 (0.63)
B. Regulatory trade barriers				7.14	6.12	4.03	4.03
(i) Non-tariff trade barriers					4.64	5.24	5.24
(ii) Compliance cost of importing and exporting				7.14	7.60	2.82	2.82
C. Black-market exchange rates	3.00	0.00	10.00	10.00	10.00	8.59	8.59
D. Controls of the movement of capital and people	0.00	0.00	0.00	0.50	1.58	1.80	1.80
(i) Foreign ownership/investment restrictions					3.90	4.57	4.57
(ii) Capital controls	0.00	0.00	0.00	1.00	0.83	0.83	0.83
(iii) Freedom of foreigners to visit				0.00	0.00	0.00	0.00
5. Regulation	2.75	2.77	5.77	5.85	6.01	5.39	5.44
A. Credit Market regulations	0.82	0.78	6.17	5.34	6.98	5.59	5.59
(i) Ownership of banks	0.00	0.00	0.00	0.00	2.00	2.00	2.00
(ii) Private sector credit	1.63	2.33	9.50	7.02	8.94	4.76	4.76
(iii) Interest rate controls / negative real interest rates		0.00	9.00	9.00	10.00	10.00	10.00
B. Labor Market regulations			5.37	5.65	5.58	5.66	5.85
(i) Hiring regulations and minimum wage			8.90	10.00	6.10	7.23	8.33
(ii) Hiring and firing regulations					4.27	3.61	3.61
(iii) Centralized collective bargaining					7.13	7.14	7.14
(iv) Hours regulations			10.00	10.00	6.00	6.00	6.00
(v) Mandated cost of worker dismissal			2.58	2.58	10.00	10.00	10.00
(vi) Conscriptation	0.00	0.00	0.00	0.00	0.00	0.00	0.00
C. Business regulations				6.57	5.46	4.93	4.90
(i) Administrative requirements					2.46	4.11	4.11
(ii) Bureaucracy costs					3.18	1.11	0.89
(iii) Starting a business			4.93	5.07	8.99	9.06	9.15
(iv) Extra payments/bribes/favoritism					3.61	4.13	4.13
(v) Licensing restrictions				8.40	8.31		
(vi) Cost of Tax compliance			6.23	6.23	6.23	6.23	6.23

Taiwan

	1980	1990	2000	2005	2010	2015	2016
	Rating (Rank)	Rating (Rank)	Rating (Rank)	Rating (Rank)	Rating (Rank)	Rating (Rank)	Rating (Rank)
Summary Ratings (Rank)	6.32 (21)	7.10 (17)	7.29 (38)	7.51 (29)	7.70 (15)	7.76 (15)	7.89 (12)
	Rating (Data)	Rating (Data)	Rating (Data)	Rating (Data)	Rating (Data)	Rating (Data)	Rating (Data)
1. Size of Government	4.96	5.40	6.36	6.95	7.16	7.22	7.21
A. Government consumption	4.82 (23.6)	4.74 (23.9)	5.25 (22.15)	5.47 (21.39)	5.33 (21.87)	5.63 (20.87)	5.56 (21.1)
B. Transfers and subsidies	10.00 (0.35)	9.87 (0.99)	9.21 (3.4)	9.32 (3)	9.32 (3)	9.27 (3.17)	9.27 (3.19)
C. Government enterprises and investment	2.00 (44.3)	2.00 (44.3)	4.00 (30.23)	6.00 (25.48)	7.00 (24.61)	8.00 (18.04)	8.00 (17.52)
D. Top marginal tax rate	3.00	5.00	7.00	7.00	7.00	6.00	6.00
(i) Top marginal income tax rate	3.00 (60)	5.00 (50)	7.00 (40)	7.00 (40)	7.00 (40)	6.00 (45)	6.00 (45)
(ii) Top marginal income and payroll tax rate		5.00 (50)	7.00 (40)	7.00 (40)	7.00 (40)	6.00 (45)	6.00 (45)
2. Legal System & Property Rights	7.68	7.11	6.15	6.57	6.89	6.78	6.77
A. Judicial independence			5.34	5.05	6.09	5.64	5.75
B. Impartial courts			5.68	5.69	5.42	4.38	4.52
C. Protection of property rights	8.60	8.60	6.07	7.15	8.08	7.67	7.65
D. Military interference in rule of law and politics			6.67	6.67	6.67	6.67	6.67
E. Integrity of the legal system	10.00	8.30	6.67	8.33	8.33	8.33	8.33
F. Legal enforcement of contracts			5.55	5.55	5.55	5.55	5.51
G. Regulatory restrictions on sale of real property			7.87	7.87	7.87	7.89	7.89
H. Reliability of police				6.59	7.35	7.43	7.61
I. Business costs of crime				7.32	7.78	7.45	7.02
<i>Gender Disparity Adjustment</i>	0.96	0.96	0.96	0.96	0.96	1.00	1.00
3. Sound Money	8.05	9.42	9.46	9.58	9.63	9.63	9.72
A. Money growth	8.24 (8.79)	9.18 (4.09)	9.50 (-2.52)	8.95 (5.27)	9.27 (3.65)	9.49 (2.55)	9.49 (2.55)
B. Standard deviation of inflation	7.76 (5.6)	9.32 (1.71)	9.09 (2.28)	9.64 (0.9)	9.46 (1.35)	9.11 (2.23)	9.66 (0.86)
C. Inflation: most recent year	6.20 (19)	9.18 (4.1)	9.27 (3.67)	9.75 (1.26)	9.81 (0.97)	9.94 (-0.3)	9.72 (1.4)
D. Freedom to own foreign currency bank accounts	10.00	10.00	10.00	10.00	10.00	10.00	10.00
4. Freedom to Trade Internationally	6.47	7.78	8.46	7.72	7.68	7.52	7.73
A. Tariffs	7.60	8.33	7.98	7.41	7.72	7.44	7.71
(i) Revenue from trade taxes (% of trade sector)	7.60 (3.6)	8.60 (2.1)	8.98 (1.52)	9.61 (0.58)	9.64 (0.54)	8.89 (1.66)	9.53 (0.7)
(ii) Mean tariff rate		8.06 (9.7)	8.24 (8.8)	8.72 (6.4)	8.78 (6.1)	8.72 (6.4)	8.72 (6.4)
(iii) Standard deviation of tariff rates			6.72 (8.2)	3.88 (15.3)	4.73 (13.18)	4.70 (13.25)	4.88 (12.8)
B. Regulatory trade barriers			8.23	7.67	7.24	7.10	7.60
(i) Non-tariff trade barriers			7.13	7.02	6.07	6.56	6.43
(ii) Compliance cost of importing and exporting			9.33	8.33	8.41	7.65	8.76
C. Black-market exchange rates	9.80	10.00	10.00	10.00	10.00	10.00	10.00
D. Controls of the movement of capital and people	2.00	5.00	7.63	5.82	5.76	5.54	5.61
(i) Foreign ownership/investment restrictions			7.63	7.44	7.31	5.87	6.02
(ii) Capital controls	2.00	5.00					
(iii) Freedom of foreigners to visit				4.20	4.20	5.20	5.20
5. Regulation	4.46	5.80	6.04	6.70	7.13	7.66	8.03
A. Credit Market regulations	5.26	6.88	6.72	8.76	8.67	9.09	9.08
(i) Ownership of banks	0.00	2.00	2.00	8.00	8.00	8.00	8.00
(ii) Private sector credit	7.79	8.63	8.15	8.29	8.01	9.26	9.24
(iii) Interest rate controls / negative real interest rates	8.00	10.00	10.00	10.00	10.00	10.00	10.00
B. Labor Market regulations		4.73	4.02	4.34	5.02	5.91	7.08
(i) Hiring regulations and minimum wage			3.78	2.20	2.23	3.33	6.67
(ii) Hiring and firing regulations		6.26	4.60	5.92	4.68	6.36	6.25
(iii) Centralized collective bargaining		7.93	7.98	8.36	7.71	8.26	8.27
(iv) Hours regulations			6.18	8.00	10.00	10.00	10.00
(v) Mandated cost of worker dismissal			1.56	1.56	2.52	2.52	6.26
(vi) Conscriptation	0.00	0.00	0.00	0.00	3.00	5.00	5.00
C. Business regulations			7.39	7.00	7.71	7.99	7.95
(i) Administrative requirements			7.63	5.21	4.63	4.99	5.03
(ii) Bureaucracy costs			7.35	6.52	9.24	10.00	9.56
(iii) Starting a business			7.66	7.76	9.65	9.66	9.66
(iv) Extra payments/bribes/favoritism			8.09	7.95	6.67	6.36	6.51
(v) Licensing restrictions				8.41	8.80	9.40	9.40
(vi) Cost of Tax compliance			6.19	6.19	7.25	7.52	7.52

Tajikistan

	1980	1990	2000	2005	2010	2015	2016
	Rating (Rank)	Rating (Rank)	Rating (Rank)	Rating (Rank)	Rating (Rank)	Rating (Rank)	Rating (Rank)
Summary Ratings (Rank)					6.28 (113)	6.65 (93)	6.72 (92)
	Rating (Data)	Rating (Data)	Rating (Data)	Rating (Data)	Rating (Data)	Rating (Data)	Rating (Data)
1. Size of Government				4.19	6.46	6.20	6.53
A. Government consumption				8.38 (11.5)	8.26 (11.9)	7.23 (15.41)	8.54 (10.96)
B. Transfers and subsidies					9.06 (3.94)	9.06 (3.94)	9.06 (3.94)
C. Government enterprises and investment				0.00 (56.65)	0.00 (84.5)	0.00 (61)	0.00 (61)
D. Top marginal tax rate					8.50	8.50	8.50
(i) Top marginal income tax rate					10.00 (13)	10.00 (13)	10.00 (13)
(ii) Top marginal income and payroll tax rate					7.00 (31)	7.00 (31)	7.00 (31)
2. Legal System & Property Rights					5.19	5.14	5.12
A. Judicial independence					4.53	5.74	5.74
B. Impartial courts					4.92	5.43	5.43
C. Protection of property rights					4.63	5.76	5.76
D. Military interference in rule of law and politics					3.90	4.00	4.00
E. Integrity of the legal system							
F. Legal enforcement of contracts					5.67	5.67	5.67
G. Regulatory restrictions on sale of real property					7.56	8.41	8.30
H. Reliability of police					5.15	6.37	6.37
I. Business costs of crime					6.76	6.46	6.46
<i>Gender Disparity Adjustment</i>	1.00	1.00	1.00	1.00	0.93	0.72	0.72
3. Sound Money					7.51	9.09	8.83
A. Money growth					9.82 (-0.88)	9.71 (-1.45)	8.21 (8.96)
B. Standard deviation of inflation					6.51 (8.72)	7.81 (5.49)	8.32 (4.2)
C. Inflation: most recent year					8.72 (6.42)	8.86 (5.71)	8.80 (6)
D. Freedom to own foreign currency bank accounts					5.00	10.00	10.00
4. Freedom to Trade Internationally					5.73	6.36	6.36
A. Tariffs					8.38	8.50	8.50
(i) Revenue from trade taxes (% of trade sector)					9.19 (1.22)	9.19 (1.22)	9.19 (1.22)
(ii) Mean tariff rate					8.44 (7.8)	8.48 (7.6)	8.48 (7.6)
(iii) Standard deviation of tariff rates					7.50 (6.24)	7.84 (5.4)	7.84 (5.4)
B. Regulatory trade barriers					2.38	4.33	4.34
(i) Non-tariff trade barriers					4.75	5.21	5.21
(ii) Compliance cost of importing and exporting					0.00	3.45	3.47
C. Black-market exchange rates					10.00	10.00	10.00
D. Controls of the movement of capital and people					2.17	2.61	2.61
(i) Foreign ownership/investment restrictions					4.62	4.52	4.52
(ii) Capital controls					0.77	2.31	2.31
(iii) Freedom of foreigners to visit					1.11	1.00	1.00
5. Regulation					6.49	6.47	6.77
A. Credit Market regulations					8.33	7.82	8.18
(i) Ownership of banks					8.00	8.00	8.00
(ii) Private sector credit					8.99	7.47	8.53
(iii) Interest rate controls / negative real interest rates					8.00	8.00	8.00
B. Labor Market regulations					5.24	5.48	5.75
(i) Hiring regulations and minimum wage					6.67	5.57	5.57
(ii) Hiring and firing regulations					5.51	5.80	5.80
(iii) Centralized collective bargaining					7.11	7.36	7.36
(iv) Hours regulations					4.00	6.00	8.00
(v) Mandated cost of worker dismissal					8.13	8.13	7.76
(vi) Conscriptation					0.00	0.00	0.00
C. Business regulations					5.90	6.10	6.39
(i) Administrative requirements					4.85	5.80	5.80
(ii) Bureaucracy costs					4.24	2.67	2.67
(iii) Starting a business					8.88	9.12	9.45
(iv) Extra payments/bribes/favoritism					4.26	4.96	4.96
(v) Licensing restrictions					5.66	6.97	7.95
(vi) Cost of Tax compliance					7.49	7.11	7.49

Tanzania

	1980	1990	2000	2005	2010	2015	2016
	Rating (Rank)	Rating (Rank)	Rating (Rank)	Rating (Rank)	Rating (Rank)	Rating (Rank)	Rating (Rank)
Summary Ratings (Rank)	4.33 (76)	3.81 (102)	6.11 (82)	6.29 (96)	6.70 (87)	6.92 (77)	6.92 (79)
	Rating (Data)	Rating (Data)	Rating (Data)	Rating (Data)	Rating (Data)	Rating (Data)	Rating (Data)
1. Size of Government	5.83	3.58	5.77	6.27	6.80	7.33	7.31
A. Government consumption	7.50 (14.5)	6.75 (17.06)	8.31 (11.76)	6.30 (18.58)	5.74 (20.5)	6.33 (18.47)	6.36 (18.36)
B. Transfers and subsidies	10.00 (0)				9.96 (0.65)	9.98 (0.56)	9.89 (0.89)
C. Government enterprises and investment	0.00 (53.8)	2.00 (40.03)	4.00 (34.6)	7.00 (24.15)	6.00 (26.33)	7.00 (22.63)	7.00 (22.63)
D. Top marginal tax rate		2.00	5.00	5.50	5.50	6.00	6.00
(i) Top marginal income tax rate		3.00 (50)	7.00 (31)	8.00 (30)	8.00 (30)	8.00 (30)	8.00 (30)
(ii) Top marginal income and payroll tax rate		1.00 (57)	3.00 (46)	3.00 (46)	3.00 (48)	4.00 (45)	4.00 (45)
2. Legal System & Property Rights	5.75	4.89	6.25	5.34	5.42	5.68	5.66
A. Judicial independence				4.91	4.36	4.82	4.74
B. Impartial courts			5.84	4.46	4.65	4.75	4.72
C. Protection of property rights	5.50	4.60		4.90	4.23	4.90	5.14
D. Military interference in rule of law and politics			6.67	6.67	6.67	6.67	6.67
E. Integrity of the legal system	8.30	6.70	8.33	8.33	8.33	8.33	8.33
F. Legal enforcement of contracts			6.11	6.11	6.11	5.71	5.71
G. Regulatory restrictions on sale of real property			6.11	7.10	7.17	7.29	7.02
H. Reliability of police				4.19	4.62	5.45	5.63
I. Business costs of crime				4.18	5.48	5.35	5.12
<i>Gender Disparity Adjustment</i>	0.88	0.88	0.89	0.89	0.89	0.92	0.92
3. Sound Money	4.11	4.58	7.59	7.57	7.71	8.06	8.22
A. Money growth	5.94 (20.3)	4.00 (30)	8.72 (6.4)	7.32 (13.41)	7.54 (12.29)	9.39 (3.07)	9.92 (0.38)
B. Standard deviation of inflation	6.54 (8.66)	8.70 (3.26)	7.83 (5.43)	9.68 (0.8)	9.54 (1.14)	8.97 (2.58)	9.00 (2.51)
C. Inflation: most recent year	3.96 (30.2)	5.64 (21.82)	8.82 (5.92)	8.27 (8.63)	8.76 (6.2)	8.88 (5.59)	8.97 (5.17)
D. Freedom to own foreign currency bank accounts	0.00	0.00	5.00	5.00	5.00	5.00	5.00
4. Freedom to Trade Internationally	1.62	1.51	5.81	6.12	6.66	6.28	6.21
A. Tariffs	4.87	4.53	4.96	4.94	7.14	7.03	7.03
(i) Revenue from trade taxes (% of trade sector)	4.87 (7.7)	5.00 (7.5)	2.07 (11.9)	2.07 (11.9)	8.61 (2.09)	8.56 (2.16)	8.56 (2.16)
(ii) Mean tariff rate		4.06 (29.7)	6.18 (19.1)	7.42 (12.9)	7.50 (12.5)	7.42 (12.9)	7.42 (12.9)
(iii) Standard deviation of tariff rates			6.64 (8.4)	5.33 (11.68)	5.30 (11.75)	5.10 (12.26)	5.10 (12.26)
B. Regulatory trade barriers			7.50	5.60	6.14	2.98	2.81
(i) Non-tariff trade barriers				4.93	5.12	5.16	4.82
(ii) Compliance cost of importing and exporting			7.50	6.28	7.16	0.80	0.80
C. Black-market exchange rates	0.00	0.00	10.00	10.00	10.00	10.00	10.00
D. Controls of the movement of capital and people	0.00	0.00	0.77	3.93	3.38	5.12	4.99
(i) Foreign ownership/investment restrictions				7.38	5.72	5.37	4.98
(ii) Capital controls	0.00	0.00	0.77	0.00	0.00	0.00	0.00
(iii) Freedom of foreigners to visit				4.40	4.43	10.00	10.00
5. Regulation	4.35	4.51	5.13	6.15	6.93	7.27	7.21
A. Credit Market regulations	1.64	3.74	4.50	7.89	9.68	9.46	9.42
(i) Ownership of banks	0.00	0.00	0.00	8.00	10.00	10.00	10.00
(ii) Private sector credit	0.93	7.21	4.51	6.67	9.04	8.37	8.27
(iii) Interest rate controls / negative real interest rates	4.00	4.00	9.00	9.00	10.00	10.00	10.00
B. Labor Market regulations			5.76	5.76	5.71	6.63	6.51
(i) Hiring regulations and minimum wage			2.20	0.00	1.10	5.57	5.57
(ii) Hiring and firing regulations			4.00	5.09	4.66	4.55	4.28
(iii) Centralized collective bargaining			6.33	7.43	5.21	6.38	5.96
(iv) Hours regulations			8.70	8.70	10.00	10.00	10.00
(v) Mandated cost of worker dismissal			8.33	8.33	8.27	8.27	8.27
(vi) Conscriptation	10.00	5.00	5.00	5.00	5.00	5.00	5.00
C. Business regulations				4.80	5.41	5.74	5.69
(i) Administrative requirements				4.19	3.95	4.20	4.24
(ii) Bureaucracy costs				2.98	4.09	2.44	1.78
(iii) Starting a business			7.04	8.08	8.77	8.94	8.65
(iv) Extra payments/bribes/favoritism				4.60	3.71	3.46	3.89
(v) Licensing restrictions				0.90	3.86	7.57	7.91
(vi) Cost of Tax compliance			8.07	8.07	8.07	7.81	7.68

Thailand

	1980	1990	2000	2005	2010	2015	2016
	Rating (Rank)	Rating (Rank)	Rating (Rank)	Rating (Rank)	Rating (Rank)	Rating (Rank)	Rating (Rank)
Summary Ratings (Rank)	5.86 (29)	6.69 (28)	6.60 (69)	6.72 (74)	6.65 (90)	6.80 (87)	6.85 (84)
	Rating (Data)	Rating (Data)	Rating (Data)	Rating (Data)	Rating (Data)	Rating (Data)	Rating (Data)
1. Size of Government	6.01	7.36	6.84	7.12	7.14	6.65	6.64
A. Government consumption	7.11 (15.81)	7.57 (14.26)	6.77 (17)	6.71 (17.18)	4.91 (23.32)	4.39 (25.06)	4.35 (25.22)
B. Transfers and subsidies	9.95 (0.7)	9.86 (1)	9.60 (1.96)	8.79 (4.95)	9.67 (1.7)	9.22 (3.35)	9.22 (3.35)
C. Government enterprises and investment	4.00 (31.9)	8.00 (15.2)	4.00 (37.2)	7.00 (24.7)	7.00 (23.81)	6.00 (25.63)	6.00 (26.81)
D. Top marginal tax rate	3.00	4.00	7.00	6.00	7.00	7.00	7.00
(i) Top marginal income tax rate	3.00 (60)	4.00 (55)	7.00 (37)	6.00 (37)	7.00 (37)	7.00 (35)	7.00 (35)
(ii) Top marginal income and payroll tax rate		4.00 (55)	7.00 (37)	6.00 (37)	7.00 (37)	7.00 (35)	7.00 (35)
2. Legal System & Property Rights	6.52	6.43	6.26	6.28	5.15	4.77	4.74
A. Judicial independence			5.85	5.67	5.34	5.04	5.13
B. Impartial courts			4.68	5.87	4.86	4.63	4.43
C. Protection of property rights	6.60	8.00	4.42	7.11	4.29	5.01	5.15
D. Military interference in rule of law and politics			6.67	6.67	5.00	3.33	3.33
E. Integrity of the legal system	8.30	6.70	8.33	4.17	4.17	4.17	4.17
F. Legal enforcement of contracts			5.99	6.11	6.11	5.96	6.27
G. Regulatory restrictions on sale of real property			7.89	7.89	7.89	7.45	7.47
H. Reliability of police				6.27	4.53	6.01	5.09
I. Business costs of crime				6.74	5.98	4.95	5.19
<i>Gender Disparity Adjustment</i>	1.00	1.00	1.00	1.00	0.93	0.85	0.85
3. Sound Money	6.32	7.97	6.61	6.76	7.06	8.45	8.64
A. Money growth	8.96 (5.2)	8.69 (6.56)	8.71 (6.47)	8.53 (7.34)	9.32 (3.4)	9.60 (1.98)	9.84 (0.82)
B. Standard deviation of inflation	8.85 (2.87)	9.34 (1.66)	8.06 (4.86)	9.40 (1.49)	9.57 (1.08)	9.39 (1.52)	9.75 (0.62)
C. Inflation: most recent year	7.46 (12.7)	8.85 (5.77)	9.69 (1.57)	9.09 (4.54)	9.34 (3.31)	9.82 (-0.9)	9.96 (0.19)
D. Freedom to own foreign currency bank accounts	0.00	5.00	0.00	0.00	0.00	5.00	5.00
4. Freedom to Trade Internationally	5.16	5.07	6.99	6.43	6.83	7.07	7.11
A. Tariffs	4.47	3.21	6.65	6.84	7.43	6.95	6.96
(i) Revenue from trade taxes (% of trade sector)	5.40 (6.9)	6.40 (5.4)	9.06 (1.41)	9.29 (1.06)	9.55 (0.68)	9.61 (0.58)	9.63 (0.55)
(ii) Mean tariff rate	3.54 (32.3)	1.84 (40.8)	6.60 (17)	7.88 (10.6)	8.02 (9.9)	7.80 (11)	7.80 (11)
(iii) Standard deviation of tariff rates		1.40 (21.5)	4.28 (14.3)	3.35 (16.64)	4.73 (13.17)	3.44 (16.39)	3.44 (16.39)
B. Regulatory trade barriers			7.03	5.89	6.82	6.69	6.78
(i) Non-tariff trade barriers			5.73	5.00	5.45	5.54	5.72
(ii) Compliance cost of importing and exporting			8.33	6.78	8.18	7.84	7.84
C. Black-market exchange rates	9.00	10.00	10.00	10.00	10.00	10.00	10.00
D. Controls of the movement of capital and people	2.00	2.00	4.28	3.00	3.06	4.63	4.69
(i) Foreign ownership/investment restrictions			7.02	6.25	6.43	6.28	6.45
(ii) Capital controls	2.00	2.00	1.54	1.54	1.54	1.54	1.54
(iii) Freedom of foreigners to visit				1.20	1.22	6.08	6.08
5. Regulation	5.29	6.62	6.30	6.99	7.09	7.07	7.10
A. Credit Market regulations	6.67	8.26	8.06	9.33	9.26	9.33	9.33
(i) Ownership of banks	8.00	8.00	5.00	8.00	8.00	8.00	8.00
(ii) Private sector credit	8.02	8.78	9.17	10.00	9.79	10.00	10.00
(iii) Interest rate controls / negative real interest rates	4.00	8.00	10.00	10.00	10.00	10.00	10.00
B. Labor Market regulations		4.98	4.42	5.43	4.96	4.70	4.72
(i) Hiring regulations and minimum wage			3.94	6.70	6.67	5.57	5.57
(ii) Hiring and firing regulations		7.01	4.60	4.75	5.59	5.64	5.61
(iii) Centralized collective bargaining	7.93	7.93	6.45	6.12	6.14	5.63	5.76
(iv) Hours regulations			6.51	10.00	10.00	10.00	10.00
(v) Mandated cost of worker dismissal			4.99	4.99	1.37	1.37	1.37
(vi) Conscriptation	0.00	0.00	0.00	0.00	0.00	0.00	0.00
C. Business regulations			6.42	6.20	7.04	7.18	7.25
(i) Administrative requirements			6.88	4.89	4.28	4.19	4.26
(ii) Bureaucracy costs			3.98	2.17	9.24	9.56	9.11
(iii) Starting a business			8.87	8.88	9.01	9.11	9.79
(iv) Extra payments/bribes/favoritism			5.31	5.85	4.31	3.96	4.05
(v) Licensing restrictions				8.35	8.34	9.24	9.22
(vi) Cost of Tax compliance			7.04	7.04	7.04	7.02	7.06

Timor-Leste

	1980	1990	2000	2005	2010	2015	2016
	Rating (Rank)	Rating (Rank)	Rating (Rank)	Rating (Rank)	Rating (Rank)	Rating (Rank)	Rating (Rank)
Summary Ratings (Rank)					6.00 (127)	6.60 (100)	6.55 (101)
	Rating (Data)	Rating (Data)	Rating (Data)	Rating (Data)	Rating (Data)	Rating (Data)	Rating (Data)
1. Size of Government					4.62	6.12	6.12
A. Government consumption				0.94 (36.81)	0.00 (58.9)	0.00 (49.48)	0.00 (47.69)
B. Transfers and subsidies					6.86 (12.01)	7.48 (9.76)	7.48 (9.76)
C. Government enterprises and investment					7.00 (20.83)	7.00 (20.74)	7.00 (20.74)
D. Top marginal tax rate						10.00	10.00
(i) Top marginal income tax rate						10.00 (10)	10.00 (10)
(ii) Top marginal income and payroll tax rate						10.00 (10)	10.00 (10)
2. Legal System & Property Rights					3.13	3.54	3.54
A. Judicial independence					3.88	3.85	3.85
B. Impartial courts					3.35	3.22	3.22
C. Protection of property rights					2.92	3.00	3.00
D. Military interference in rule of law and politics					5.00	5.70	5.70
E. Integrity of the legal system							
F. Legal enforcement of contracts					0.00	0.00	0.00
G. Regulatory restrictions on sale of real property					0.00		
H. Reliability of police					4.33	4.29	4.29
I. Business costs of crime					5.58	4.73	4.73
<i>Gender Disparity Adjustment</i>	1.00	1.00	1.00	1.00	1.00	1.00	1.00
3. Sound Money					8.74	8.85	8.67
A. Money growth					7.66 (11.7)	8.25 (8.73)	7.46 (-12.68)
B. Standard deviation of inflation					8.67 (3.33)	7.27 (6.82)	7.46 (6.36)
C. Inflation: most recent year					8.65 (6.77)	9.87 (0.63)	9.76 (-1.22)
D. Freedom to own foreign currency bank accounts					10.00	10.00	10.00
4. Freedom to Trade Internationally						7.06	7.04
A. Tariffs						9.62	9.56
(i) Revenue from trade taxes (% of trade sector)						9.37 (0.95)	9.17 (1.25)
(ii) Mean tariff rate						9.50 (2.5)	9.50 (2.5)
(iii) Standard deviation of tariff rates						10.00 (0)	10.00 (0)
B. Regulatory trade barriers					5.99	4.67	4.67
(i) Non-tariff trade barriers					5.53	4.29	4.29
(ii) Compliance cost of importing and exporting					6.44	5.05	5.05
C. Black-market exchange rates							
D. Controls of the movement of capital and people					6.73	6.90	6.90
(i) Foreign ownership/investment restrictions					5.12	5.34	5.34
(ii) Capital controls					8.33	8.46	8.46
(iii) Freedom of foreigners to visit							
5. Regulation					7.52	7.40	7.40
A. Credit Market regulations					9.50	9.50	9.50
(i) Ownership of banks							
(ii) Private sector credit					10.00	10.00	10.00
(iii) Interest rate controls / negative real interest rates					9.00	9.00	9.00
B. Labor Market regulations					7.71	6.69	6.69
(i) Hiring regulations and minimum wage					6.67	2.23	2.23
(ii) Hiring and firing regulations					4.01	4.16	4.16
(iii) Centralized collective bargaining					5.57	5.75	5.75
(iv) Hours regulations					10.00	8.00	8.00
(v) Mandated cost of worker dismissal					10.00	10.00	10.00
(vi) Conscription					10.00	10.00	10.00
C. Business regulations					5.34	6.02	6.01
(i) Administrative requirements					3.56	5.30	5.30
(ii) Bureaucracy costs					5.15	4.00	4.00
(iii) Starting a business					5.91	8.85	8.83
(iv) Extra payments/bribes/favoritism					3.53	3.51	3.51
(v) Licensing restrictions					6.99	7.54	7.54
(vi) Cost of Tax compliance					6.91	6.91	6.91

Togo

	1980	1990	2000	2005	2010	2015	2016
Summary Ratings (Rank)	Rating (Rank) 3.89 (88)	Rating (Rank) 5.31 (63)	Rating (Rank) 5.65 (101)	Rating (Rank) 5.69 (123)	Rating (Rank) 5.55 (140)	Rating (Rank) 5.69 (144)	Rating (Rank) 5.82 (141)
	Rating (Data)	Rating (Data)	Rating (Data)	Rating (Data)	Rating (Data)	Rating (Data)	Rating (Data)
1. Size of Government	1.60	6.43	8.44	8.99	6.90	6.09	6.72
A. Government consumption	3.20 (29.11)	6.87 (16.65)	8.88 (9.82)	8.96 (9.52)	9.06 (9.2)	6.92 (16.46)	7.43 (14.73)
B. Transfers and subsidies				10.00 (0.28)	9.65 (1.79)	8.45 (6.2)	8.45 (6.2)
C. Government enterprises and investment	0.00 (71.7)	6.00 (28.8)	8.00 (16.8)	8.00 (17.48)	2.00 (41.53)	2.00 (45.02)	4.00 (36.61)
D. Top marginal tax rate						7.00	7.00
(i) Top marginal income tax rate						7.00 (35)	7.00 (35)
(ii) Top marginal income and payroll tax rate							
2. Legal System & Property Rights	2.86	3.84	2.46	2.13	2.33	3.69	3.68
A. Judicial independence							
B. Impartial courts			4.11	3.70	3.90	4.10	4.00
C. Protection of property rights	2.80	5.90					
D. Military interference in rule of law and politics			1.67	0.14	0.00	4.17	4.17
E. Integrity of the legal system	3.30	3.30	5.00	5.00	5.00	5.00	5.00
F. Legal enforcement of contracts			3.15	3.15	3.15	3.90	3.90
G. Regulatory restrictions on sale of real property			0.43	0.43	0.73	1.98	2.01
H. Reliability of police							
I. Business costs of crime							
<i>Gender Disparity Adjustment</i>	0.71	0.71	0.71	0.71	0.83	0.93	0.93
3. Sound Money	5.53	6.95	6.48	6.88	6.69	7.01	7.03
A. Money growth	8.66 (6.68)	9.03 (-4.84)	8.66 (6.69)	9.94 (-0.32)	8.29 (8.54)	9.47 (2.65)	9.36 (3.22)
B. Standard deviation of inflation	5.56 (11.11)	9.37 (1.58)	7.65 (5.88)	8.94 (2.66)	8.84 (2.91)	8.92 (2.69)	8.93 (2.68)
C. Inflation: most recent year	7.91 (10.47)	9.40 (2.98)	9.62 (1.89)	8.64 (6.8)	9.63 (1.83)	9.64 (1.79)	9.83 (0.85)
D. Freedom to own foreign currency bank accounts	0.00	0.00	0.00	0.00	0.00	0.00	0.00
4. Freedom to Trade Internationally	3.78	4.36	5.87	6.05	6.07	5.45	5.42
A. Tariffs	1.73	3.87	7.60	7.39	7.38	7.28	7.17
(i) Revenue from trade taxes (% of trade sector)	1.73 (12.4)	3.87 (9.2)		7.82 (3.27)	7.24 (4.14)	7.25 (4.12)	6.93 (4.61)
(ii) Mean tariff rate			7.60 (12)	7.08 (14.6)	7.62 (11.9)	7.56 (12.2)	7.56 (12.2)
(iii) Standard deviation of tariff rates				7.26 (6.84)	7.29 (6.78)	7.02 (7.44)	7.02 (7.44)
B. Regulatory trade barriers				6.34	6.40	3.29	3.29
(i) Non-tariff trade barriers							
(ii) Compliance cost of importing and exporting				6.34	6.40	3.29	3.29
C. Black-market exchange rates	9.60	9.20	10.00	10.00	10.00	10.00	10.00
D. Controls of the movement of capital and people	0.00	0.00	0.00	0.48	0.50	1.21	1.21
(i) Foreign ownership/investment restrictions							
(ii) Capital controls	0.00	0.00	0.00	0.77	0.77	0.77	0.77
(iii) Freedom of foreigners to visit				0.20	0.22	1.66	1.66
5. Regulation	5.70	4.96	5.02	4.39	5.75	6.22	6.28
A. Credit Market regulations	6.42	6.59	5.78	3.67	8.33	7.63	7.51
(i) Ownership of banks	2.00	2.00	2.00	5.00	5.00	5.00	5.00
(ii) Private sector credit	9.26	9.77	9.33	0.00	10.00	7.89	7.54
(iii) Interest rate controls / negative real interest rates	8.00	8.00	6.00	6.00	10.00	10.00	10.00
B. Labor Market regulations			4.27	4.57	4.31	4.17	4.17
(i) Hiring regulations and minimum wage			4.40	5.60	1.67	1.67	1.67
(ii) Hiring and firing regulations							
(iii) Centralized collective bargaining							
(iv) Hours regulations			6.00	6.00	8.00	8.00	8.00
(v) Mandated cost of worker dismissal			6.66	6.66	7.57	7.01	7.01
(vi) Conscriptation		0.00	0.00	0.00	0.00	0.00	0.00
C. Business regulations				4.94	4.60	6.86	7.15
(i) Administrative requirements							
(ii) Bureaucracy costs					3.48	2.67	3.78
(iii) Starting a business			4.30	3.88	3.86	8.95	9.01
(iv) Extra payments/bribes/favoritism							
(v) Licensing restrictions				3.96	4.08	8.23	8.24
(vi) Cost of Tax compliance			6.97	6.97	6.97	7.58	7.58

Trinidad & Tobago

	1980	1990	2000	2005	2010	2015	2016
	Rating (Rank)	Rating (Rank)	Rating (Rank)	Rating (Rank)	Rating (Rank)	Rating (Rank)	Rating (Rank)
Summary Ratings (Rank)	4.88 (60)	5.50 (55)	7.58 (25)	7.06 (58)	6.61 (95)	6.48 (110)	6.73 (91)
	Rating (Data)	Rating (Data)	Rating (Data)	Rating (Data)	Rating (Data)	Rating (Data)	Rating (Data)
1. Size of Government	5.38	6.31	7.05	7.20	5.29	5.32	5.60
A. Government consumption	5.64 (20.81)	6.81 (16.84)	6.74 (17.1)	5.97 (19.7)	5.74 (20.49)	5.88 (20.02)	6.96 (16.33)
B. Transfers and subsidies	8.50 (6)	7.41 (10)	8.45 (6.2)	8.83 (4.8)	8.44 (6.23)	8.42 (6.3)	8.42 (6.3)
C. Government enterprises and investment	2.00 (47.6)	4.00 (34.6)	6.00 (28.67)	6.00 (26.99)	0.00 (75.87)	0.00 (59.86)	0.00 (59.86)
D. Top marginal tax rate		7.00	7.00	8.00	7.00	7.00	7.00
(i) Top marginal income tax rate		7.00 (35)	7.00 (35)	8.00 (30)	9.00 (25)	9.00 (25)	9.00 (25)
(ii) Top marginal income and payroll tax rate		7.00 (35)	7.00 (35)	8.00 (30)	5.00 (39)	5.00 (40)	5.00 (40)
2. Legal System & Property Rights	5.35	6.11	6.56	4.43	4.51	4.39	4.54
A. Judicial independence				5.32	5.73	5.33	5.81
B. Impartial courts			6.28	5.16	4.24	3.34	3.23
C. Protection of property rights	5.20	7.30	5.30	5.98	4.96	5.12	5.45
D. Military interference in rule of law and politics			8.33	8.33	8.33	8.33	8.33
E. Integrity of the legal system	6.70	6.70	6.67	3.82	4.17	3.33	3.33
F. Legal enforcement of contracts				2.96	2.96	2.96	2.96
G. Regulatory restrictions on sale of real property				4.64	4.64	6.24	6.24
H. Reliability of police				1.93	3.51	2.93	3.16
I. Business costs of crime				2.22	2.54	2.42	2.88
<i>Gender Disparity Adjustment</i>	0.97	0.97	0.97	0.97	0.97	0.97	0.97
3. Sound Money	4.50	5.94	9.03	8.58	8.06	8.25	9.05
A. Money growth	7.62 (11.88)	9.06 (4.7)	8.83 (5.86)	8.23 (8.83)	8.22 (8.92)	8.09 (9.53)	9.72 (1.41)
B. Standard deviation of inflation	5.89 (10.27)	7.81 (5.47)	8.02 (4.95)	7.47 (6.33)	6.12 (9.7)	5.86 (10.36)	7.10 (7.25)
C. Inflation: most recent year	4.49 (27.53)	6.90 (15.49)	9.29 (3.56)	8.62 (6.89)	7.89 (10.55)	9.07 (4.66)	9.39 (3.06)
D. Freedom to own foreign currency bank accounts	0.00	0.00	10.00	10.00	10.00	10.00	10.00
4. Freedom to Trade Internationally	2.69	2.71	7.49	7.74	7.64	7.82	7.84
A. Tariffs	7.87	6.12	5.40	7.83	7.64	7.55	7.52
(i) Revenue from trade taxes (% of trade sector)	7.87 (3.2)	8.20 (2.7)	3.20 (10.2)	9.07 (1.4)	8.95 (1.57)	8.99 (1.52)	8.90 (1.65)
(ii) Mean tariff rate		6.28 (18.6)	6.32 (18.4)	8.44 (7.8)	8.50 (7.5)	7.86 (10.7)	7.86 (10.7)
(iii) Standard deviation of tariff rates		3.88 (15.3)	6.68 (8.3)	5.98 (10.06)	5.47 (11.33)	5.81 (10.49)	5.81 (5.81)
B. Regulatory trade barriers			7.02	6.53	6.93	6.31	6.44
(i) Non-tariff trade barriers			6.20	5.70	6.06	6.43	6.71
(ii) Compliance cost of importing and exporting			7.83	7.37	7.80	6.18	6.18
C. Black-market exchange rates	0.20	2.00	10.00	10.00	10.00	10.00	10.00
D. Controls of the movement of capital and people	0.00	0.00	7.53	6.60	5.98	7.41	7.40
(i) Foreign ownership/investment restrictions			8.15	7.37	6.27	6.06	6.04
(ii) Capital controls	0.00	0.00	6.92	6.92	6.15	6.15	6.15
(iii) Freedom of foreigners to visit				5.50	5.53	10.00	10.00
5. Regulation	6.47	6.46	7.76	7.34	7.54	6.60	6.62
A. Credit Market regulations	6.90	7.24	8.52	8.33	8.85	6.00	6.00
(i) Ownership of banks	5.00	8.00	8.00	8.00	8.00	8.00	8.00
(ii) Private sector credit	8.81	7.71	8.56	10.00	9.54	0.00	0.00
(iii) Interest rate controls / negative real interest rates		6.00	9.00	7.00	9.00	10.00	10.00
B. Labor Market regulations			7.15	7.54	7.50	7.62	7.58
(i) Hiring regulations and minimum wage			5.34	10.00	10.00	10.00	10.00
(ii) Hiring and firing regulations			5.80	5.35	4.59	4.53	4.28
(iii) Centralized collective bargaining			7.47	6.13	5.30	6.06	6.07
(iv) Hours regulations				10.00	10.00	10.00	10.00
(v) Mandated cost of worker dismissal				3.79	5.14	5.14	5.14
(vi) Conscriptation	10.00	10.00	10.00	10.00	10.00	10.00	10.00
C. Business regulations			7.62	6.14	6.27	6.19	6.27
(i) Administrative requirements			7.47	3.27	4.04	3.74	3.89
(ii) Bureaucracy costs			7.70	4.75	6.97	6.67	6.67
(iii) Starting a business				8.61	8.61	9.66	9.66
(iv) Extra payments/bribes/favoritism			6.60	4.84	4.27	2.62	2.94
(v) Licensing restrictions				6.65	6.06	6.79	6.79
(vi) Cost of Tax compliance			8.72	8.72	7.65	7.65	7.65

Tunisia

	1980	1990	2000	2005	2010	2015	2016
	Rating (Rank)	Rating (Rank)	Rating (Rank)	Rating (Rank)	Rating (Rank)	Rating (Rank)	Rating (Rank)
Summary Ratings (Rank)	4.55 (71)	5.26 (64)	6.10 (83)	6.37 (89)	6.49 (101)	6.33 (117)	6.29 (121)
	Rating (Data)	Rating (Data)	Rating (Data)	Rating (Data)	Rating (Data)	Rating (Data)	Rating (Data)
1. Size of Government	4.19	5.81	5.28	5.23	6.28	6.08	5.81
A. Government consumption	6.17 (19.03)	5.75 (20.45)	5.74 (20.5)	6.01 (19.58)	5.60 (20.95)	5.41 (21.6)	5.31 (21.94)
B. Transfers and subsidies	8.61 (5.6)	7.68 (9)	8.10 (7.47)	7.41 (10)	7.00 (11.5)	6.41 (13.67)	6.41 (13.67)
C. Government enterprises and investment	0.00 (53.1)	4.00 (35.9)	2.00 (47.4)	2.00 (44.4)	7.00 (20.9)	7.00 (23.1)	7.00 (23.1)
D. Top marginal tax rate	2.00			5.50	5.50	5.50	4.50
(i) Top marginal income tax rate	2.00 (62.3)			7.00 (35)	7.00 (35)	7.00 (35)	7.00 (35)
(ii) Top marginal income and payroll tax rate				4.00 (50.65)	4.00 (50.65)	4.00 (44)	2.00 (52)
2. Legal System & Property Rights	4.10	2.92	5.66	5.82	5.56	5.28	5.28
A. Judicial independence				6.78	5.12	4.71	4.70
B. Impartial courts			6.99	6.59	6.01	4.33	4.12
C. Protection of property rights	2.20	3.20		7.37	6.48	5.87	5.83
D. Military interference in rule of law and politics			6.67	6.67	6.67	6.67	6.67
E. Integrity of the legal system	8.30	3.30	8.33	8.33	8.33	8.33	8.33
F. Legal enforcement of contracts			4.88	4.88	4.88	4.88	4.88
G. Regulatory restrictions on sale of real property			7.11	7.11	7.26	7.26	7.26
H. Reliability of police				7.43	5.93	5.49	5.57
I. Business costs of crime				7.67	7.36	5.10	5.27
<i>Gender Disparity Adjustment</i>	0.67	0.67	0.67	0.67	0.72	0.80	0.80
3. Sound Money	6.18	6.98	7.05	7.30	6.85	7.06	7.06
A. Money growth	8.64 (6.8)	9.63 (1.86)	9.04 (4.82)	9.78 (1.09)	8.86 (5.71)	9.54 (2.31)	9.34 (3.28)
B. Standard deviation of inflation	8.63 (3.43)	9.20 (2)	9.75 (0.62)	9.83 (0.41)	9.44 (1.41)	9.67 (0.83)	9.65 (0.88)
C. Inflation: most recent year	7.44 (12.8)	9.10 (4.48)	9.41 (2.93)	9.60 (2.02)	9.12 (4.42)	9.03 (4.86)	9.26 (3.71)
D. Freedom to own foreign currency bank accounts	0.00	0.00	0.00	0.00	0.00	0.00	0.00
4. Freedom to Trade Internationally	3.59	5.04	6.03	6.44	6.44	6.81	6.91
A. Tariffs	4.36	4.71	5.53	5.34	6.91	6.97	7.26
(i) Revenue from trade taxes (% of trade sector)	4.00 (9)	3.67 (9.5)	7.75 (3.37)	8.69 (1.96)	8.86 (1.71)	8.83 (1.75)	8.83 (1.75)
(ii) Mean tariff rate	4.72 (26.4)	4.50 (27.5)	3.88 (30.6)	7.32 (13.4)	6.70 (16.5)	6.90 (15.5)	7.68 (11.6)
(iii) Standard deviation of tariff rates		5.96 (10.1)	4.96 (12.6)	0.00 (26)	5.18 (12.05)	5.16 (12.09)	5.27 (11.83)
B. Regulatory trade barriers			7.83	6.57	6.89	5.86	5.94
(i) Non-tariff trade barriers				6.30	5.77	4.47	4.62
(ii) Compliance cost of importing and exporting			7.83	6.84	8.01	7.26	7.26
C. Black-market exchange rates	6.40	8.40	10.00	8.79	7.05	9.24	9.24
D. Controls of the movement of capital and people	0.00	2.00	0.77	5.07	4.92	5.17	5.20
(i) Foreign ownership/investment restrictions				7.45	7.03	5.34	5.44
(ii) Capital controls	0.00	2.00	0.77	0.77	0.77	0.77	0.77
(iii) Freedom of foreigners to visit				7.00	6.97	9.40	9.40
5. Regulation	4.70	5.57	6.48	7.04	7.30	6.41	6.39
A. Credit Market regulations	4.89	7.21	6.96	7.87	8.12	7.21	7.22
(i) Ownership of banks	2.00	5.00	5.00	5.00	5.00	5.00	5.00
(ii) Private sector credit	8.68	8.63	8.92	8.61	9.35	6.63	6.67
(iii) Interest rate controls / negative real interest rates	4.00	8.00		10.00	10.00	10.00	10.00
B. Labor Market regulations			6.00	6.52	6.55	5.38	5.32
(i) Hiring regulations and minimum wage			7.20	7.20	8.33	6.10	6.10
(ii) Hiring and firing regulations			5.00	5.83	4.89	2.94	2.80
(iii) Centralized collective bargaining			3.67	5.97	5.31	4.71	4.49
(iv) Hours regulations			8.70	8.70	10.00	10.00	10.00
(v) Mandated cost of worker dismissal			8.42	8.42	7.76	5.51	5.51
(vi) Conscriptation	3.00	3.00	3.00	3.00	3.00	3.00	3.00
C. Business regulations				6.74	7.25	6.65	6.63
(i) Administrative requirements				5.28	4.68	3.32	3.36
(ii) Bureaucracy costs				4.30	5.91	5.11	5.11
(iii) Starting a business			8.46	9.46	9.60	9.60	9.60
(iv) Extra payments/bribes/favoritism				6.84	5.88	4.11	3.98
(v) Licensing restrictions				7.54	9.01	9.40	9.34
(vi) Cost of Tax compliance			7.00	7.00	8.39	8.39	8.37

Turkey

	1980	1990	2000	2005	2010	2015	2016
	Rating (Rank)	Rating (Rank)	Rating (Rank)	Rating (Rank)	Rating (Rank)	Rating (Rank)	Rating (Rank)
Summary Ratings (Rank)	3.59 (96)	4.73 (86)	5.84 (92)	6.43 (85)	6.83 (80)	6.84 (82)	6.84 (86)
	Rating (Data)	Rating (Data)	Rating (Data)	Rating (Data)	Rating (Data)	Rating (Data)	Rating (Data)
1. Size of Government	4.40	5.82	7.08	7.84	6.57	6.66	6.58
A. Government consumption	7.09 (15.89)	7.71 (13.78)	6.93 (16.43)	6.98 (16.26)	6.12 (19.19)	6.27 (18.69)	5.92 (19.87)
B. Transfers and subsidies	8.50 (6)	9.07 (3.9)	9.37 (2.81)	9.38 (2.77)	6.16 (14.59)	6.39 (13.77)	6.39 (13.77)
C. Government enterprises and investment	2.00 (40)	4.00 (31.7)	7.00 (22.8)	8.00 (15.7)	7.00 (20.57)	7.00 (21.66)	7.00 (21.66)
D. Top marginal tax rate	0.00	2.50	5.00	7.00	7.00	7.00	7.00
(i) Top marginal income tax rate	0.00 (75)	4.00 (50)	6.00 (45)	7.00 (40)	7.00 (35)	7.00 (35)	7.00 (35)
(ii) Top marginal income and payroll tax rate		1.00 (57)	4.00 (45.5)	7.00 (40)	7.00 (35)	7.00 (35)	7.00 (35)
2. Legal System & Property Rights	4.95	3.98	5.34	6.39	5.06	4.74	4.78
A. Judicial independence			5.34	5.30	3.77	3.44	3.44
B. Impartial courts			6.51	4.68	4.43	3.18	3.18
C. Protection of property rights	4.00	5.90	3.43	6.35	5.35	5.59	5.59
D. Military interference in rule of law and politics			5.00	6.67	3.33	3.33	3.33
E. Integrity of the legal system	8.30	3.30	6.67	7.50	5.83	5.00	5.00
F. Legal enforcement of contracts			6.16	6.16	5.60	4.58	4.58
G. Regulatory restrictions on sale of real property			8.90	8.87	8.80	8.55	8.88
H. Reliability of police				5.87	4.19	5.58	5.58
I. Business costs of crime				6.14	5.95	5.76	5.76
<i>Gender Disparity Adjustment</i>	0.78	0.78	0.78	1.00	0.93	0.90	0.90
3. Sound Money	0.78	3.87	3.57	4.84	8.86	9.08	9.01
A. Money growth	3.14 (34.3)	2.36 (38.2)	0.00 (81.91)	0.00 (59.29)	8.34 (8.3)	8.29 (8.57)	7.97 (10.17)
B. Standard deviation of inflation	0.00 (27.75)	3.11 (17.23)	4.27 (14.33)	1.40 (21.49)	8.80 (3)	9.56 (1.1)	9.64 (0.9)
C. Inflation: most recent year	0.00 (85.04)	0.00 (58.21)	0.00 (54.92)	7.97 (10.14)	8.29 (8.57)	8.47 (7.67)	8.45 (7.78)
D. Freedom to own foreign currency bank accounts	0.00	10.00	10.00	10.00	10.00	10.00	10.00
4. Freedom to Trade Internationally	3.43	4.71	7.57	7.38	7.35	7.24	7.22
A. Tariffs	3.50	4.53	7.42	6.87	6.25	6.02	5.95
(i) Revenue from trade taxes (% of trade sector)	5.80 (6.3)	8.13 (2.8)	9.55 (0.67)	9.73 (0.41)	9.57 (0.64)	9.56 (0.66)	9.49 (0.76)
(ii) Mean tariff rate	1.20 (44)	5.46 (22.7)	8.58 (7.1)	9.52 (2.4)	8.02 (9.9)	7.84 (10.8)	7.82 (10.9)
(iii) Standard deviation of tariff rates		0.00 (35.7)	4.12 (14.7)	1.36 (21.6)	1.17 (22.08)	0.67 (23.33)	0.54 (23.65)
B. Regulatory trade barriers			7.07	6.60	6.86	7.40	7.40
(i) Non-tariff trade barriers			5.63	6.28	5.66	6.03	6.03
(ii) Compliance cost of importing and exporting			8.50	6.93	8.05	8.77	8.77
C. Black-market exchange rates	6.80	9.60	10.00	10.00	10.00	10.00	10.00
D. Controls of the movement of capital and people	0.00	0.00	5.79	6.03	6.30	5.52	5.52
(i) Foreign ownership/investment restrictions			9.27	6.55	5.82	5.84	5.84
(ii) Capital controls	0.00	0.00	2.31	1.54	3.08	2.31	2.31
(iii) Freedom of foreigners to visit				10.00	10.00	8.41	8.41
5. Regulation	4.41	5.28	5.67	5.69	6.32	6.49	6.63
A. Credit Market regulations	3.99	5.41	6.14	6.65	7.52	8.12	8.20
(i) Ownership of banks	8.00	8.00	8.00	5.00	5.00	5.00	5.00
(ii) Private sector credit	3.98	6.22	4.29	4.95	7.55	9.36	9.60
(iii) Interest rate controls / negative real interest rates	0.00	2.00		10.00	10.00	10.00	10.00
B. Labor Market regulations		5.16	3.94	3.83	4.86	4.51	4.69
(i) Hiring regulations and minimum wage			3.38	4.40	5.57	4.43	5.57
(ii) Hiring and firing regulations		7.23	5.32	4.02	5.00	4.20	4.20
(iii) Centralized collective bargaining	7.24	7.24	6.57	6.39	7.06	6.88	6.88
(iv) Hours regulations			6.18	6.00	8.00	8.00	8.00
(v) Mandated cost of worker dismissal			1.19	1.19	2.52	2.52	2.52
(vi) Conscriptation	0.00	1.00	1.00	1.00	1.00	1.00	1.00
C. Business regulations			6.94	6.60	6.58	6.84	7.00
(i) Administrative requirements			7.40	3.28	3.34	4.08	4.08
(ii) Bureaucracy costs			5.15	6.21	6.97	6.22	7.11
(iii) Starting a business			9.45	9.47	9.66	9.59	9.63
(iv) Extra payments/bribes/favoritism			5.52	6.33	4.51	4.35	4.35
(v) Licensing restrictions				7.13	7.48	9.23	9.23
(vi) Cost of Tax compliance			7.15	7.15	7.50	7.57	7.58

Uganda

	1980	1990	2000	2005	2010	2015	2016
	Rating (Rank)	Rating (Rank)	Rating (Rank)	Rating (Rank)	Rating (Rank)	Rating (Rank)	Rating (Rank)
Summary Ratings (Rank)	2.71 (104)	2.74 (112)	7.13 (41)	6.94 (66)	7.44 (34)	7.30 (56)	7.41 (46)
	Rating (Data)	Rating (Data)	Rating (Data)	Rating (Data)	Rating (Data)	Rating (Data)	Rating (Data)
1. Size of Government		4.52	6.73	7.54	8.41	7.65	8.29
A. Government consumption		9.57 (7.48)	7.50 (14.51)	7.16 (15.65)	7.74 (13.69)	8.59 (10.79)	9.15 (8.89)
B. Transfers and subsidies			8.94 (4.4)	9.99 (0.55)	9.89 (0.9)	10.00 (0.41)	10.00 (0.41)
C. Government enterprises and investment	2.00 (42.8)	2.00 (49.1)	4.00 (31.5)	7.00 (22.4)	10.00 (12.46)	8.00 (15.09)	10.00 (13.27)
D. Top marginal tax rate		2.00	6.50	6.00	6.00	4.00	4.00
(i) Top marginal income tax rate		3.00 (50)	8.00 (30)	8.00 (30)	8.00 (30)	5.00 (40)	5.00 (40)
(ii) Top marginal income and payroll tax rate		1.00 (59)	5.00 (39.5)	4.00 (41)	4.00 (41)	3.00 (50)	3.00 (50)
2. Legal System & Property Rights	2.45	2.17	4.45	4.15	4.96	4.89	4.73
A. Judicial independence				4.63	4.56	4.26	4.03
B. Impartial courts			4.41	4.12	4.82	4.37	4.15
C. Protection of property rights	2.80	1.90		4.29	5.20	5.39	5.07
D. Military interference in rule of law and politics			3.33	3.33	3.33	3.33	3.33
E. Integrity of the legal system	1.70	1.70	6.67	6.67	5.83	5.83	5.83
F. Legal enforcement of contracts			3.70	3.70	4.04	4.87	4.87
G. Regulatory restrictions on sale of real property			6.93	7.03	8.14	8.35	8.19
H. Reliability of police				3.97	4.95	4.98	4.73
I. Business costs of crime				4.29	4.57	4.39	4.08
<i>Gender Disparity Adjustment</i>	0.78	0.78	0.78	0.78	0.96	0.92	0.92
3. Sound Money	1.04	0.28	9.30	8.70	8.71	8.60	8.65
A. Money growth	3.12 (34.4)	0.00 (410)	8.73 (6.34)	8.56 (7.2)	7.33 (13.35)	9.05 (4.74)	9.35 (3.26)
B. Standard deviation of inflation	0.00 (33.8)	0.00 (52.4)	9.05 (2.39)	7.86 (5.36)	8.32 (4.21)	6.39 (9.03)	6.33 (9.16)
C. Inflation: most recent year		1.12 (44.38)	9.43 (2.83)	8.37 (8.15)	9.20 (3.98)	8.95 (5.23)	8.91 (5.46)
D. Freedom to own foreign currency bank accounts	0.00	0.00	10.00	10.00	10.00	10.00	10.00
4. Freedom to Trade Internationally	2.64	1.80	7.55	6.39	7.17	7.44	7.45
A. Tariffs	7.93	3.39	5.43	5.72	7.14	6.95	6.79
(i) Revenue from trade taxes (% of trade sector)	7.93 (3.1)	2.80 (10.8)	2.51 (11.23)	4.31 (8.54)	8.61 (2.09)	8.17 (2.75)	7.75 (3.37)
(ii) Mean tariff rate		3.98 (30.1)	8.34 (8.3)	7.52 (12.4)	7.50 (12.5)	7.44 (12.8)	7.44 (12.8)
(iii) Standard deviation of tariff rates				5.33 (11.68)	5.30 (11.75)	5.24 (11.9)	5.19 (12.03)
B. Regulatory trade barriers			6.33	3.29	5.28	4.34	4.62
(i) Non-tariff trade barriers				4.12	5.63	5.96	6.07
(ii) Compliance cost of importing and exporting			6.33	2.46	4.94	2.72	3.16
C. Black-market exchange rates	0.00	2.00	10.00	10.00	10.00	10.00	10.00
D. Controls of the movement of capital and people	0.00	0.00	8.46	6.54	6.27	8.49	8.40
(i) Foreign ownership/investment restrictions				7.97	7.13	7.01	6.75
(ii) Capital controls	0.00	0.00	8.46	8.46	8.46	8.46	8.46
(iii) Freedom of foreigners to visit				3.20	3.21	10.00	10.00
5. Regulation	4.72	4.95	7.58	7.92	7.96	7.93	7.95
A. Credit Market regulations	2.61	3.23	6.57	9.54	9.08	9.11	9.17
(i) Ownership of banks	2.00	2.00	2.00	10.00	10.00	10.00	10.00
(ii) Private sector credit	5.84	7.70	8.70	9.62	8.23	8.33	8.51
(iii) Interest rate controls / negative real interest rates	0.00	0.00	9.00	9.00	9.00	9.00	9.00
B. Labor Market regulations			8.60	8.73	8.88	8.58	8.61
(i) Hiring regulations and minimum wage			10.00	10.00	10.00	10.00	10.00
(ii) Hiring and firing regulations			6.67	6.88	6.73	5.22	5.35
(iii) Centralized collective bargaining			8.17	8.69	8.55	8.27	8.33
(iv) Hours regulations			8.00	8.00	8.00	8.00	8.00
(v) Mandated cost of worker dismissal			8.79	8.79	10.00	10.00	10.00
(vi) Conscriptation	10.00	10.00	10.00	10.00	10.00	10.00	10.00
C. Business regulations				5.49	5.93	6.09	6.08
(i) Administrative requirements				3.82	4.89	4.57	4.31
(ii) Bureaucracy costs				2.41	4.85	3.56	3.56
(iii) Starting a business			7.75	8.10	8.02	8.78	8.88
(iv) Extra payments/bribes/favoritism				4.20	3.03	2.93	2.98
(v) Licensing restrictions				7.05	7.17	8.91	8.92
(vi) Cost of Tax compliance			7.34	7.34	7.61	7.81	7.81

Ukraine

	1980	1990	2000	2005	2010	2015	2016
	Rating (Rank)	Rating (Rank)	Rating (Rank)	Rating (Rank)	Rating (Rank)	Rating (Rank)	Rating (Rank)
Summary Ratings (Rank)			4.71 (117)	5.81 (118)	5.90 (134)	5.40 (149)	5.98 (134)
	Rating (Data)	Rating (Data)	Rating (Data)	Rating (Data)	Rating (Data)	Rating (Data)	Rating (Data)
1. Size of Government			4.59	6.46	6.62	6.65	7.09
A. Government consumption	4.65 (24.2)		3.59 (27.8)	4.38 (25.12)	4.68 (24.1)	5.23 (22.22)	4.97 (23.09)
B. Transfers and subsidies			6.26 (14.24)	3.98 (22.59)	4.28 (21.48)	4.87 (19.33)	4.87 (19.33)
C. Government enterprises and investment			4.00	10.00 (8.46)	10.00 (7.13)	10.00 (9.16)	10.00 (9.16)
D. Top marginal tax rate			4.50	7.50	7.50	6.50	8.50
(i) Top marginal income tax rate			5.00 (40)	10.00 (13)	10.00 (15)	9.00 (22)	10.00 (20)
(ii) Top marginal income and payroll tax rate			4.00 (43.6)	5.00 (38)	5.00 (40)	4.00 (45)	7.00 (34)
2. Legal System & Property Rights			5.17	5.09	4.62	4.32	4.52
A. Judicial independence			3.17	2.56	1.80	2.10	2.25
B. Impartial courts			3.51	3.05	2.27	2.74	2.71
C. Protection of property rights			2.38	3.95	2.78	3.38	3.80
D. Military interference in rule of law and politics			8.33	8.33	8.33	8.33	8.33
E. Integrity of the legal system			6.67	6.67	6.67	6.67	6.67
F. Legal enforcement of contracts			5.28	5.28	5.36	4.80	4.80
G. Regulatory restrictions on sale of real property			6.83	7.12	6.51	8.94	9.09
H. Reliability of police				3.96	3.28	4.21	4.49
I. Business costs of crime				4.93	6.08	4.14	5.21
<i>Gender Disparity Adjustment</i>	1.00	1.00	1.00	1.00	0.93	0.72	0.72
3. Sound Money			2.24	4.88	5.60	3.25	4.88
A. Money growth			3.17 (34.15)	5.27 (23.66)	6.98 (15.11)	8.06 (9.68)	7.61 (11.95)
B. Standard deviation of inflation			1.45 (21.38)	6.95 (7.64)	7.29 (6.78)	4.69 (13.27)	4.69 (13.27)
C. Inflation: most recent year			4.36 (28.2)	7.30 (13.52)	8.12 (9.38)	0.26 (48.72)	7.22 (13.9)
D. Freedom to own foreign currency bank accounts			0.00	0.00	0.00	0.00	0.00
4. Freedom to Trade Internationally			6.40	6.20	6.56	6.51	6.56
A. Tariffs			7.62	6.75	8.62	8.60	8.83
(i) Revenue from trade taxes (% of trade sector)			9.36 (0.96)	8.87 (1.7)	9.45 (0.82)	8.72 (1.92)	9.44 (0.84)
(ii) Mean tariff rate			7.90 (10.5)	8.64 (6.8)	9.08 (4.6)	9.10 (4.5)	9.10 (4.5)
(iii) Standard deviation of tariff rates			5.60 (11)	2.74 (18.16)	7.33 (6.67)	7.97 (5.09)	7.95 (5.13)
B. Regulatory trade barriers			5.85	4.84	4.75	4.25	4.19
(i) Non-tariff trade barriers			4.03	4.56	3.91	4.72	4.60
(ii) Compliance cost of importing and exporting			7.67	5.13	5.59	3.78	3.78
C. Black-market exchange rates	0.00		7.78	10.00	10.00	10.00	10.00
D. Controls of the movement of capital and people	0.00		4.34	3.22	2.88	3.19	3.22
(i) Foreign ownership/investment restrictions			7.13	4.61	4.31	3.71	3.78
(ii) Capital controls	0.00		1.54	0.77	0.00	0.00	0.00
(iii) Freedom of foreigners to visit				4.30	4.31	5.86	5.86
5. Regulation			5.15	6.42	6.09	6.28	6.86
A. Credit Market regulations			5.59	9.16	8.09	7.07	9.12
(i) Ownership of banks			0.00	8.00	8.00	8.00	8.00
(ii) Private sector credit			9.76	9.47	6.26	9.22	9.35
(iii) Interest rate controls / negative real interest rates			7.00	10.00	10.00	4.00	10.00
B. Labor Market regulations			5.22	6.17	6.03	5.38	5.09
(i) Hiring regulations and minimum wage			1.87	5.60	5.57	5.57	5.57
(ii) Hiring and firing regulations			6.25	6.34	6.32	5.03	4.98
(iii) Centralized collective bargaining			8.07	7.30	7.01	6.44	4.74
(iv) Hours regulations			5.34	8.00	8.00	6.00	6.00
(v) Mandated cost of worker dismissal			8.79	8.79	9.25	9.25	9.25
(vi) Conscriptation			1.00	1.00	0.00	0.00	0.00
C. Business regulations			4.64	3.95	4.15	6.38	6.39
(i) Administrative requirements			6.27	2.58	2.45	4.01	3.81
(ii) Bureaucracy costs			4.80	3.80	5.61	5.78	5.78
(iii) Starting a business			8.35	8.20	9.18	9.83	9.78
(iv) Extra payments/bribes/favoritism			3.79	5.59	2.70	2.83	2.94
(v) Licensing restrictions				3.51	2.35	9.80	9.67
(vi) Cost of Tax compliance			0.00	0.00	2.64	6.02	6.33

United Arab Emirates

	1980	1990	2000	2005	2010	2015	2016
	Rating (Rank)	Rating (Rank)	Rating (Rank)	Rating (Rank)	Rating (Rank)	Rating (Rank)	Rating (Rank)
Summary Ratings (Rank)	6.01 (28)	7.23 (15)	7.15 (40)	7.38 (37)	7.56 (23)	7.45 (42)	7.50 (37)
	Rating (Data)	Rating (Data)	Rating (Data)	Rating (Data)	Rating (Data)	Rating (Data)	Rating (Data)
1. Size of Government	5.19	7.43	6.11	7.97	7.38	6.73	6.72
A. Government consumption	0.37 (38.73)	2.91 (30.1)	4.71 (23.97)	8.16 (12.26)	7.79 (13.51)	6.10 (19.25)	6.07 (19.35)
B. Transfers and subsidies		9.81 (1.2)	9.71 (1.55)	9.71 (1.55)	9.71 (1.55)	8.82 (4.84)	8.82 (4.84)
C. Government enterprises and investment		7.00 (21.4)	0.00 (56.9)	4.00 (38.18)	2.00 (40.18)	2.00 (47.36)	2.00 (48.35)
D. Top marginal tax rate	10.00	10.00	10.00	10.00	10.00	10.00	10.00
(i) Top marginal income tax rate	10.00 (0)	10.00	10.00 (0)	10.00 (0)	10.00 (0)	10.00 (0)	10.00 (0)
(ii) Top marginal income and payroll tax rate				10.00 (16)	10.00 (16)	10.00 (16)	10.00 (16)
2. Legal System & Property Rights	1.64	4.59	5.82	5.77	5.77	5.98	6.06
A. Judicial independence				6.30	6.80	7.86	7.96
B. Impartial courts			7.55	6.35	5.66	6.87	7.19
C. Protection of property rights	0.80	4.60		6.82	6.35	7.90	8.20
D. Military interference in rule of law and politics			8.33	8.33	8.33	8.33	8.33
E. Integrity of the legal system	1.70	8.30	6.67	6.67	6.67	6.67	6.67
F. Legal enforcement of contracts			4.83	4.83	4.83	5.51	5.83
G. Regulatory restrictions on sale of real property			9.30	9.30	9.30	9.91	9.91
H. Reliability of police				8.23	8.55	9.04	9.12
I. Business costs of crime				8.63	8.98	9.06	8.89
<i>Gender Disparity Adjustment</i>	0.59	0.59	0.59	0.59	0.59	0.51	0.51
3. Sound Money	7.93	9.44	7.75	7.60	8.32	8.42	9.10
A. Money growth	5.46 (22.7)	9.27 (3.66)	8.87 (5.66)	6.65 (16.75)	8.21 (8.95)	8.40 (8.02)	9.22 (3.92)
B. Standard deviation of inflation	8.08 (4.79)	9.32 (1.69)	6.49 (8.78)	6.62 (8.45)	5.23 (11.92)	6.09 (9.78)	7.52 (6.19)
C. Inflation: most recent year	8.18 (9.1)	9.18 (4.1)	5.63 (21.83)	7.14 (14.29)	9.82 (0.88)	9.19 (4.07)	9.68 (1.62)
D. Freedom to own foreign currency bank accounts	10.00	10.00	10.00	10.00	10.00	10.00	10.00
4. Freedom to Trade Internationally	10.00	8.33	8.90	8.10	8.10	8.22	8.23
A. Tariffs	10.00	10.00	9.60	8.87	8.67	8.74	8.68
(i) Revenue from trade taxes (% of trade sector)	10.00 (0)	10.00 (0)	10.00 (0)	10.00 (0)	10.00 (0)	9.99 (0.01)	10.00 (0)
(ii) Mean tariff rate			9.20 (4)	9.04 (4.8)	9.02 (4.9)	9.06 (4.7)	9.06 (4.7)
(iii) Standard deviation of tariff rates				7.56 (6.1)	7.00 (7.5)	7.16 (7.1)	6.99 (7.52)
B. Regulatory trade barriers			9.83	8.11	8.40	7.87	7.99
(i) Non-tariff trade barriers				7.62	7.65	7.45	7.68
(ii) Compliance cost of importing and exporting			9.83	8.60	9.14	8.30	8.30
C. Black-market exchange rates	10.00	10.00	10.00	10.00	10.00	10.00	10.00
D. Controls of the movement of capital and people	10.00	5.00	6.15	5.42	5.31	6.27	6.25
(i) Foreign ownership/investment restrictions				6.69	6.68	7.66	7.60
(ii) Capital controls	10.00	5.00	6.15	6.15	5.83	5.83	5.83
(iii) Freedom of foreigners to visit				3.40	3.43	5.31	5.31
5. Regulation	5.28	6.33	7.20	7.46	8.25	7.92	7.38
A. Credit Market regulations	6.85	6.49	6.86	7.74	7.64	7.75	6.70
(i) Ownership of banks	5.00	5.00	5.00	5.00	5.00	5.00	5.00
(ii) Private sector credit	8.71	7.98	8.71	8.21	7.92	8.24	8.40
(iii) Interest rate controls / negative real interest rates				10.00	10.00	10.00	
B. Labor Market regulations			7.55	7.48	8.50	6.97	6.96
(i) Hiring regulations and minimum wage			10.00	10.00	10.00	10.00	10.00
(ii) Hiring and firing regulations				6.21	6.59	7.23	7.46
(iii) Centralized collective bargaining				8.47	8.38	8.58	8.32
(iv) Hours regulations			8.00	8.00	6.00	6.00	6.00
(v) Mandated cost of worker dismissal			2.21	2.21	10.00	10.00	10.00
(vi) Conscriptation	3.00	10.00	10.00	10.00	10.00	0.00	0.00
C. Business regulations				7.15	8.62	9.04	8.49
(i) Administrative requirements				5.56	5.60	7.21	7.25
(ii) Bureaucracy costs				2.18	8.79	9.33	5.78
(iii) Starting a business			7.65	8.03	9.52	9.59	9.59
(iv) Extra payments/bribes/favoritism				8.07	7.97	8.24	8.47
(v) Licensing restrictions				9.21	9.99	10.00	10.00
(vi) Cost of Tax compliance			9.87	9.87	9.87	9.87	9.87

United Kingdom

	1980	1990	2000	2005	2010	2015	2016
	Rating (Rank)	Rating (Rank)	Rating (Rank)	Rating (Rank)	Rating (Rank)	Rating (Rank)	Rating (Rank)
Summary Ratings (Rank)	6.72 (13)	8.18 (5)	8.56 (6)	8.30 (5)	7.89 (8)	8.01 (7)	8.00 (9)
	Rating (Data)	Rating (Data)	Rating (Data)	Rating (Data)	Rating (Data)	Rating (Data)	Rating (Data)
1. Size of Government	3.94	5.65	6.81	6.48	5.32	5.64	5.66
A. Government consumption	3.93 (26.62)	4.52 (24.63)	5.95 (19.76)	5.07 (22.75)	4.54 (24.57)	5.11 (22.62)	5.21 (22.28)
B. Transfers and subsidies	5.83 (15.8)	6.08 (14.9)	6.31 (14.05)	6.33 (13.97)	5.75 (16.1)	5.45 (17.21)	5.45 (17.21)
C. Government enterprises and investment	6.00 (29.1)	8.00 (15.3)	10.00 (9.34)	10.00 (7.21)	8.00 (18.6)	8.00 (15.54)	8.00 (15.73)
D. Top marginal tax rate	0.00	4.00	5.00	4.50	3.00	4.00	4.00
(i) Top marginal income tax rate	0.00 (83)	5.00 (40)	6.00 (40)	5.00 (41)	5.00 (50)	6.00 (45)	6.00 (45)
(ii) Top marginal income and payroll tax rate		3.00 (48)	4.00 (48)	4.00 (48)	1.00 (66)	2.00 (64)	2.00 (64)
2. Legal System & Property Rights	7.05	7.73	8.69	8.27	7.97	7.92	7.85
A. Judicial independence			9.02	8.74	8.66	8.84	8.91
B. Impartial courts			9.02	8.38	6.79	7.51	7.13
C. Protection of property rights	6.40	10.00	8.44	9.09	8.34	8.80	8.83
D. Military interference in rule of law and politics			10.00	10.00	10.00	10.00	10.00
E. Integrity of the legal system	10.00	8.30	10.00	9.17	9.17	8.33	8.33
F. Legal enforcement of contracts			6.09	6.00	5.95	4.50	4.39
G. Regulatory restrictions on sale of real property			8.26	8.26	7.91	8.02	8.02
H. Reliability of police				7.51	7.77	8.43	8.35
I. Business costs of crime				7.25	7.15	6.86	6.68
<i>Gender Disparity Adjustment</i>	1.00	1.00	1.00	1.00	1.00	1.00	1.00
3. Sound Money	5.96	9.48	9.31	9.45	9.58	9.84	9.84
A. Money growth	8.57 (7.17)	9.75 (1.27)	8.14 (9.31)	8.54 (7.3)	9.26 (3.7)	9.70 (-1.52)	9.77 (1.17)
B. Standard deviation of inflation	9.04 (2.4)	9.45 (1.38)	9.69 (0.77)	9.82 (0.44)	9.73 (0.67)	9.68 (0.8)	9.74 (0.66)
C. Inflation: most recent year	6.23 (18.84)	8.72 (6.42)	9.41 (2.93)	9.43 (2.83)	9.34 (3.29)	9.99 (0.05)	9.87 (0.64)
D. Freedom to own foreign currency bank accounts	0.00	10.00	10.00	10.00	10.00	10.00	10.00
4. Freedom to Trade Internationally	9.63	9.47	9.38	8.79	8.78	8.42	8.44
A. Tariffs	8.89	8.41	9.18	8.39	8.34	8.36	8.27
(i) Revenue from trade taxes (% of trade sector)	9.53 (0.7)	9.60 (0.6)	9.78 (0.33)	9.59 (0.62)	9.63 (0.55)	9.10 (1.35)	9.00 (1.5)
(ii) Mean tariff rate	8.24 (8.8)	8.52 (7.4)	9.52 (2.4)	9.46 (2.7)	8.98 (5.1)	8.98 (5.1)	8.96 (5.2)
(iii) Standard deviation of tariff rates		7.12 (7.2)	8.24 (4.4)	6.13 (9.67)	6.41 (8.98)	7.00 (7.5)	6.84 (7.9)
B. Regulatory trade barriers			9.23	8.07	8.36	7.93	8.16
(i) Non-tariff trade barriers			8.97	7.23	7.51	6.55	7.01
(ii) Compliance cost of importing and exporting			9.50	8.91	9.20	9.31	9.31
C. Black-market exchange rates	10.00	10.00	10.00	10.00	10.00	10.00	10.00
D. Controls of the movement of capital and people	10.00	10.00	9.10	8.68	8.43	7.38	7.33
(i) Foreign ownership/investment restrictions			9.75	8.59	7.99	8.47	8.29
(ii) Capital controls	10.00	10.00	8.46	8.46	8.33	4.62	4.62
(iii) Freedom of foreigners to visit				9.00	8.96	9.07	9.07
5. Regulation	7.00	8.59	8.59	8.50	7.78	8.25	8.23
A. Credit Market regulations	7.33	9.93	10.00	9.43	7.33	8.18	8.17
(i) Ownership of banks	10.00	10.00	10.00	10.00	10.00	10.00	10.00
(ii) Private sector credit	8.00	9.79	10.00	8.30	3.00	6.55	6.50
(iii) Interest rate controls / negative real interest rates	4.00	10.00	10.00	10.00	9.00	8.00	8.00
B. Labor Market regulations	6.67	7.24	7.10	8.47	8.25	8.40	8.40
(i) Hiring regulations and minimum wage			4.61	8.90	8.90	8.90	8.90
(ii) Hiring and firing regulations		7.39	4.90	5.83	5.67	6.83	6.90
(iii) Centralized collective bargaining	5.18	6.21	8.60	8.10	7.87	8.11	8.05
(iv) Hours regulations	4.84	5.37	6.51	10.00	8.00	8.00	8.00
(v) Mandated cost of worker dismissal			7.96	7.96	9.08	8.53	8.53
(vi) Conscriptation	10.00	10.00	10.00	10.00	10.00	10.00	10.00
C. Business regulations			8.67	7.60	7.74	8.16	8.11
(i) Administrative requirements			7.93	3.80	3.50	5.09	4.94
(ii) Bureaucracy costs			8.03	5.90	7.73	8.44	8.44
(iii) Starting a business			9.57	9.58	9.58	9.85	9.86
(iv) Extra payments/bribes/favoritism			8.97	9.04	7.70	7.30	7.17
(v) Licensing restrictions				8.45	9.19	9.52	9.52
(vi) Cost of Tax compliance			8.82	8.82	8.77	8.77	8.77

United States

	1980	1990	2000	2005	2010	2015	2016
	Rating (Rank)	Rating (Rank)	Rating (Rank)	Rating (Rank)	Rating (Rank)	Rating (Rank)	Rating (Rank)
Summary Ratings (Rank)	8.07 (2)	8.48 (3)	8.62 (4)	8.22 (6)	7.81 (11)	7.93 (10)	8.03 (6)
	Rating (Data)	Rating (Data)	Rating (Data)	Rating (Data)	Rating (Data)	Rating (Data)	Rating (Data)
1. Size of Government	5.17	6.96	7.03	7.13	6.39	6.40	6.43
A. Government consumption	5.53 (21.21)	5.66 (20.76)	6.59 (17.6)	6.34 (18.43)	5.85 (20.1)	6.62 (17.5)	6.71 (17.17)
B. Transfers and subsidies	7.17 (10.9)	6.68 (12.7)	6.54 (13.19)	6.69 (12.66)	5.69 (16.31)	5.99 (15.21)	5.99 (15.21)
C. Government enterprises and investment	8.00 (17.71)	8.00 (18.28)	8.00 (15.59)	8.00 (16.25)	7.00 (22.67)	8.00 (16.1)	8.00 (15.84)
D. Top marginal tax rate	0.00	7.50	7.00	7.50	7.00	5.00	5.00
(i) Top marginal income tax rate	0.00 (70-75)	8.00 (33-42)	7.00 (40-46)	8.00 (35-42)	7.00 (35-41)	5.00 (43-50)	5.00 (43-50)
(ii) Top marginal income and payroll tax rate		7.00 (36-45)	7.00 (42-49)	7.00 (37-44)	7.00 (37-44)	5.00 (43-50)	5.00 (43-50)
2. Legal System & Property Rights	8.35	8.35	9.01	7.54	7.14	7.23	7.40
A. Judicial independence			8.02	6.60	6.57	7.11	7.52
B. Impartial courts			9.02	6.80	6.53	6.56	7.29
C. Protection of property rights	10.00	10.00	9.10	8.05	6.76	7.69	7.86
D. Military interference in rule of law and politics			10.00	6.67	6.67	6.67	6.67
E. Integrity of the legal system	10.00	10.00	10.00	8.33	8.33	8.33	8.33
F. Legal enforcement of contracts			7.33	7.33	7.33	5.45	5.45
G. Regulatory restrictions on sale of real property			9.61	9.61	9.51	8.92	8.89
H. Reliability of police				7.82	7.60	8.29	8.22
I. Business costs of crime				6.66	5.89	6.01	6.34
<i>Gender Disparity Adjustment</i>	1.00	1.00	1.00	1.00	1.00	1.00	1.00
3. Sound Money	9.22	9.68	9.78	9.76	9.68	9.76	9.85
A. Money growth	9.25 (3.75)	9.86 (-0.72)	9.94 (-0.28)	9.92 (-0.41)	9.46 (2.69)	9.20 (3.99)	9.74 (1.28)
B. Standard deviation of inflation	9.54 (1.15)	9.71 (0.72)	9.84 (0.4)	9.79 (0.52)	9.58 (1.05)	9.87 (0.33)	9.90 (0.25)
C. Inflation: most recent year	8.10 (9.51)	9.13 (4.34)	9.32 (3.38)	9.32 (3.39)	9.67 (1.64)	9.98 (0.12)	9.75 (1.26)
D. Freedom to own foreign currency bank accounts	10.00	10.00	10.00	10.00	10.00	10.00	10.00
4. Freedom to Trade Internationally	8.97	8.74	8.74	8.06	7.72	7.54	7.65
A. Tariffs	8.90	8.23	8.12	8.38	8.43	8.38	8.39
(i) Revenue from trade taxes (% of trade sector)	9.27 (1.1)	9.00 (1.5)	9.44 (0.84)	9.49 (0.76)	9.55 (0.68)	9.50 (0.75)	9.49 (0.76)
(ii) Mean tariff rate	8.54 (7.3)	8.76 (6.2)	9.20 (4)	9.36 (3.2)	9.30 (3.5)	9.30 (3.5)	9.30 (3.5)
(iii) Standard deviation of tariff rates		6.92 (7.7)	5.72 (10.7)	6.28 (9.31)	6.43 (8.93)	6.33 (9.17)	6.37 (9.07)
B. Regulatory trade barriers			8.64	8.03	7.66	8.07	8.37
(i) Non-tariff trade barriers			8.12	6.72	5.97	6.37	6.94
(ii) Compliance cost of importing and exporting			9.17	9.35	9.35	9.76	9.80
C. Black-market exchange rates	10.00	10.00	10.00	10.00	10.00	10.00	10.00
D. Controls of the movement of capital and people	8.00	8.00	8.21	5.84	4.80	3.70	3.86
(i) Foreign ownership/investment restrictions			9.49	7.28	6.46	6.70	7.17
(ii) Capital controls	8.00	8.00	6.92	6.15	3.85	3.85	3.85
(iii) Freedom of foreigners to visit				4.10	4.09	0.55	0.55
5. Regulation	8.63	8.66	8.55	8.61	8.14	8.71	8.83
A. Credit Market regulations	9.52	9.64	9.81	9.43	7.78	9.34	9.33
(i) Ownership of banks	10.00	10.00	10.00	10.00	10.00	10.00	10.00
(ii) Private sector credit	8.55	8.93	9.43	8.30	3.33	8.02	8.00
(iii) Interest rate controls / negative real interest rates	10.00	10.00	10.00	10.00	10.00	10.00	10.00
B. Labor Market regulations	7.74	7.68	7.64	9.14	9.06	9.14	9.14
(i) Hiring regulations and minimum wage			3.82	10.00	10.00	10.00	9.45
(ii) Hiring and firing regulations		7.15	6.65	7.01	6.84	6.91	7.40
(iii) Centralized collective bargaining	7.59	7.59	8.35	7.83	7.49	7.91	7.98
(iv) Hours regulations	5.63	5.98	7.01	10.00	10.00	10.00	10.00
(v) Mandated cost of worker dismissal			10.00	10.00	10.00	10.00	10.00
(vi) Conscriptation	10.00	10.00	10.00	10.00	10.00	10.00	10.00
C. Business regulations			8.21	7.26	7.60	7.67	8.01
(i) Administrative requirements			7.92	4.29	4.03	5.06	6.13
(ii) Bureaucracy costs			8.15	5.93	7.88	7.56	8.00
(iii) Starting a business			9.80	9.80	9.79	9.81	9.81
(iv) Extra payments/bribes/favoritism			8.82	7.23	5.99	5.93	6.49
(v) Licensing restrictions				9.98	9.98	9.60	9.60
(vi) Cost of Tax compliance			6.36	6.36	7.90	8.04	8.04

Uruguay

	1980	1990	2000	2005	2010	2015	2016
	Rating (Rank)	Rating (Rank)	Rating (Rank)	Rating (Rank)	Rating (Rank)	Rating (Rank)	Rating (Rank)
Summary Ratings (Rank)	6.33 (20)	6.60 (31)	7.10 (42)	7.05 (59)	7.33 (41)	7.15 (67)	7.16 (65)
	Rating (Data)	Rating (Data)	Rating (Data)	Rating (Data)	Rating (Data)	Rating (Data)	Rating (Data)
1. Size of Government	7.82	7.67	6.53	7.25	6.81	6.90	6.84
A. Government consumption	7.61 (14.11)	6.83 (16.77)	7.40 (14.84)	7.88 (13.19)	6.94 (16.39)	6.69 (17.24)	6.46 (18.04)
B. Transfers and subsidies	7.66 (9.1)	6.87 (12)	5.20 (18.1)	6.60 (13)	6.29 (14.1)	5.90 (15.55)	5.90 (15.55)
C. Government enterprises and investment	6.00 (29)	7.00 (23)	6.00 (25.2)	7.00 (20.41)	6.00 (27.5)	7.00 (22.61)	7.00 (23.82)
D. Top marginal tax rate	10.00	10.00	7.50	7.50	8.00	8.00	8.00
(i) Top marginal income tax rate	10.00 (0)	10.00 (0)	10.00 (0)	10.00 (0)	9.00 (25)	9.00 (30)	9.00 (30)
(ii) Top marginal income and payroll tax rate			5.00 (36)	5.00 (36)	7.00 (31)	7.00 (39)	7.00 (39)
2. Legal System & Property Rights	5.61	6.28	5.97	5.57	5.89	5.50	5.36
A. Judicial independence				6.55	7.13	7.70	7.65
B. Impartial courts			6.67	5.47	5.26	4.86	4.36
C. Protection of property rights	4.10	5.90	5.53	6.26	6.75	6.95	6.47
D. Military interference in rule of law and politics			8.33	8.19	6.67	5.83	5.83
E. Integrity of the legal system	8.30	8.30	5.00	4.17	4.17	4.17	4.17
F. Legal enforcement of contracts			3.88	3.88	3.88	3.59	3.59
G. Regulatory restrictions on sale of real property			6.42	6.42	6.42	6.45	6.45
H. Reliability of police				4.84	6.02	5.40	5.30
I. Business costs of crime				4.35	6.68	4.56	4.44
<i>Gender Disparity Adjustment</i>	1.00	1.00	1.00	1.00	1.00	1.00	1.00
3. Sound Money	4.18	3.76	8.39	8.18	8.98	9.08	8.97
A. Money growth	1.45 (42.73)	0.00 (54.79)	8.49 (7.57)	6.89 (15.53)	7.90 (10.51)	8.38 (8.11)	8.23 (8.85)
B. Standard deviation of inflation	5.28 (11.81)	5.03 (12.43)	6.04 (9.89)	6.76 (8.11)	9.36 (1.6)	9.67 (0.82)	9.58 (1.04)
C. Inflation: most recent year	0.00 (54.76)	0.00 (100.39)	9.05 (4.76)	9.06 (4.7)	8.66 (6.68)	8.27 (8.67)	8.07 (9.64)
D. Freedom to own foreign currency bank accounts	10.00	10.00	10.00	10.00	10.00	10.00	10.00
4. Freedom to Trade Internationally	8.02	8.65	8.31	7.84	8.14	7.84	7.79
A. Tariffs	4.07	5.94	7.72	7.73	7.77	7.72	7.73
(i) Revenue from trade taxes (% of trade sector)	4.07 (8.9)	6.27 (5.6)	8.71 (1.93)	8.43 (2.35)	8.65 (2.03)	8.45 (2.32)	8.44 (2.34)
(ii) Mean tariff rate		3.90 (30.5)	7.78 (11.1)	8.02 (9.9)	7.90 (10.5)	7.90 (10.5)	7.92 (10.4)
(iii) Standard deviation of tariff rates		7.64 (5.9)	6.68 (8.3)	6.74 (8.16)	6.77 (8.09)	6.81 (7.98)	6.84 (7.9)
B. Regulatory trade barriers			6.79	6.22	6.96	5.80	5.71
(i) Non-tariff trade barriers			6.25	5.73	6.56	6.01	5.73
(ii) Compliance cost of importing and exporting			7.33	6.72	7.37	5.59	5.69
C. Black-market exchange rates	10.00	10.00	10.00	10.00	10.00	10.00	10.00
D. Controls of the movement of capital and people	10.00	10.00	8.74	7.40	7.82	7.83	7.73
(i) Foreign ownership/investment restrictions			9.02	6.74	8.02	7.29	6.97
(ii) Capital controls	10.00	10.00	8.46	8.46	8.46	8.46	8.46
(iii) Freedom of foreigners to visit				7.00	6.97	7.74	7.74
5. Regulation	6.00	6.63	6.29	6.43	6.84	6.43	6.82
A. Credit Market regulations	5.50	7.67	5.75	6.71	8.16	7.22	7.37
(i) Ownership of banks	5.00	5.00	5.00	2.00	5.00	5.00	5.00
(ii) Private sector credit		10.00	7.25	9.13	9.47	7.66	8.10
(iii) Interest rate controls / negative real interest rates	6.00	8.00	5.00	9.00	10.00	9.00	9.00
B. Labor Market regulations			6.45	6.43	5.78	5.63	6.21
(i) Hiring regulations and minimum wage			2.56	6.70	6.67	5.57	8.90
(ii) Hiring and firing regulations			4.12	3.29	3.28	2.93	3.08
(iii) Centralized collective bargaining			6.90	3.47	2.14	2.68	2.70
(iv) Hours regulations			8.00	8.00	8.00	8.00	8.00
(v) Mandated cost of worker dismissal			7.13	7.13	4.61	4.61	4.61
(vi) Conscriptation	10.00	10.00	10.00	10.00	10.00	10.00	10.00
C. Business regulations			6.68	6.16	6.58	6.44	6.87
(i) Administrative requirements			6.75	3.50	3.52	3.49	3.11
(ii) Bureaucracy costs			6.48	4.96	6.06	5.33	7.56
(iii) Starting a business			7.46	7.56	9.51	9.56	9.56
(iv) Extra payments/bribes/favoritism			6.11	7.49	7.20	6.48	6.28
(v) Licensing restrictions				6.85	6.97	6.82	6.82
(vi) Cost of Tax compliance			6.59	6.59	6.23	6.96	7.87

Venezuela

	1980	1990	2000	2005	2010	2015	2016
	Rating (Rank)	Rating (Rank)	Rating (Rank)	Rating (Rank)	Rating (Rank)	Rating (Rank)	Rating (Rank)
Summary Ratings (Rank)	6.72 (13)	5.55 (53)	5.89 (88)	4.73 (136)	3.96 (153)	2.96 (159)	2.88 (162)
	Rating (Data)	Rating (Data)	Rating (Data)	Rating (Data)	Rating (Data)	Rating (Data)	Rating (Data)
1. Size of Government	6.29	5.95	5.95	4.91	4.96	4.94	4.69
A. Government consumption	6.56 (17.68)	8.25 (11.95)	6.06 (19.39)	6.36 (18.37)	7.06 (16)	6.99 (16.25)	6.99 (16.25)
B. Transfers and subsidies	9.59 (2)	8.56 (5.8)	7.74 (8.79)	5.77 (16.01)	5.77 (16.01)	5.77 (16.01)	5.77 (16.01)
C. Government enterprises and investment	2.00 (45.6)	0.00 (65.2)	2.00 (42.36)	2.00 (42.36)	0.00 (60.59)	0.00 (70.36)	0.00 (70.36)
D. Top marginal tax rate	7.00	7.00	8.00	5.50	7.00	7.00	6.00
(i) Top marginal income tax rate	7.00 (45)	7.00 (45)	8.00 (35)	7.00 (34)	8.00 (34)	8.00 (34)	7.00 (34)
(ii) Top marginal income and payroll tax rate		7.00 (45)	8.00 (35)	4.00 (49)	6.00 (41)	6.00 (41)	5.00 (41)
2. Legal System & Property Rights	6.22	5.70	4.48	2.77	2.48	2.05	2.00
A. Judicial independence			1.67	0.31	1.08	0.19	0.22
B. Impartial courts			3.67	0.93	1.24	0.73	0.64
C. Protection of property rights	5.80	5.90	3.40	2.27	1.25	1.08	1.15
D. Military interference in rule of law and politics			3.33	0.83	0.83	0.83	0.83
E. Integrity of the legal system	8.30	6.60	6.67	5.00	1.67	1.67	1.67
F. Legal enforcement of contracts			3.97	3.97	3.97	3.21	2.38
G. Regulatory restrictions on sale of real property			8.65	8.42	8.46	8.13	8.13
H. Reliability of police				1.82	1.99	1.54	1.40
I. Business costs of crime				1.36	1.81	1.04	1.61
<i>Gender Disparity Adjustment</i>	1.00	1.00	1.00	1.00	1.00	1.00	1.00
3. Sound Money	7.40	4.74	5.56	5.10	4.72	1.94	1.94
A. Money growth	7.79 (11.04)	7.28 (13.58)	5.48 (22.6)	3.12 (34.4)	5.90 (20.49)	2.77 (36.16)	2.77 (36.16)
B. Standard deviation of inflation	7.02 (7.44)	0.00 (30.17)	0.00 (39.23)	5.49 (11.29)	3.81 (15.48)	0.00 (39.37)	0.00 (148.22)
C. Inflation: most recent year	4.80 (26.02)	1.66 (41.71)	6.76 (16.21)	6.81 (15.95)	4.19 (29.06)	0.00 (121.74)	0.00 (254.95)
D. Freedom to own foreign currency bank accounts	10.00	10.00	10.00	5.00	5.00	5.00	5.00
4. Freedom to Trade Internationally	8.67	6.41	7.88	5.61	3.47	3.32	3.28
A. Tariffs	8.00	4.22	7.61	7.64	7.80	7.57	7.47
(i) Revenue from trade taxes (% of trade sector)	8.00 (3)	8.53 (22)	7.89 (31.6)	8.45 (23.3)	8.45 (23.3)	8.45 (23.3)	8.45 (23.3)
(ii) Mean tariff rate		3.88 (30.6)	7.30 (13.5)	7.44 (12.8)	7.50 (12.5)	7.42 (12.9)	7.46 (12.7)
(iii) Standard deviation of tariff rates		0.24 (24.4)	7.64 (5.9)	7.04 (7.41)	7.45 (6.38)	6.85 (7.87)	6.49 (8.76)
B. Regulatory trade barriers			5.77	4.04	2.59	2.00	1.96
(i) Non-tariff trade barriers			4.87	4.78	3.56	4.00	3.93
(ii) Compliance cost of importing and exporting			6.67	3.30	1.62	0.00	0.00
C. Black-market exchange rates	10.00	10.00	10.00	5.13	0.00	0.00	0.00
D. Controls of the movement of capital and people	8.00	5.00	8.15	5.64	3.49	3.72	3.69
(i) Foreign ownership/investment restrictions			9.37	5.03	3.18	3.21	3.12
(ii) Capital controls	8.00	5.00	6.92	5.38	0.77	0.77	0.77
(iii) Freedom of foreigners to visit				6.50	6.53	7.19	7.19
5. Regulation	5.04	4.93	5.58	5.27	4.19	2.56	2.48
A. Credit Market regulations	6.09	6.00	8.55	9.33	5.93	3.33	3.33
(i) Ownership of banks	5.00	8.00	8.00	8.00	5.00	5.00	5.00
(ii) Private sector credit	9.26	10.00	9.64	10.00	7.79	0.00	0.00
(iii) Interest rate controls / negative real interest rates	4.00	0.00	8.00	10.00	5.00	5.00	5.00
B. Labor Market regulations		3.87	3.35	3.06	3.61	2.10	2.11
(i) Hiring regulations and minimum wage			4.07	3.30	3.33	0.00	0.00
(ii) Hiring and firing regulations		4.36	4.55	1.69	2.16	0.73	0.79
(iii) Centralized collective bargaining	7.24	7.24	5.83	4.29	4.55	5.77	5.74
(iv) Hours regulations			5.68	6.00	8.00	4.00	4.00
(v) Mandated cost of worker dismissal			0.00				
(vi) Conscriptation	0.00	0.00	0.00	0.00	0.00	0.00	0.00
C. Business regulations			4.83	3.43	3.03	2.26	2.01
(i) Administrative requirements			6.42	1.39	1.97	0.65	1.08
(ii) Bureaucracy costs			6.15	3.73	1.82	0.00	0.00
(iii) Starting a business			6.27	6.40	6.39	5.23	3.33
(iv) Extra payments/bribes/favoritism			5.02	4.44	2.98	1.56	1.52
(v) Licensing restrictions				4.30	4.71	5.00	5.00
(vi) Cost of Tax compliance			0.32	0.32	0.32	1.12	1.12

Vietnam

	1980	1990	2000	2005	2010	2015	2016
	Rating (Rank)	Rating (Rank)	Rating (Rank)	Rating (Rank)	Rating (Rank)	Rating (Rank)	Rating (Rank)
Summary Ratings (Rank)				6.19 (100)	6.33 (112)	6.30 (120)	6.42 (112)
	Rating (Data)	Rating (Data)	Rating (Data)	Rating (Data)	Rating (Data)	Rating (Data)	Rating (Data)
1. Size of Government				6.58	7.04	7.63	7.61
A. Government consumption			9.38 (8.09)	9.17 (8.83)	9.08 (9.14)	9.26 (8.52)	9.21 (8.67)
B. Transfers and subsidies							
C. Government enterprises and investment							
D. Top marginal tax rate				4.00	5.00	6.00	6.00
(i) Top marginal income tax rate				5.00 (40)	5.00 (36)	7.00 (35)	7.00 (35)
(ii) Top marginal income and payroll tax rate				3.00 (52)	5.00 (36)	5.00 (36)	5.00 (36)
2. Legal System & Property Rights			6.44	5.86	5.78	5.02	5.06
A. Judicial independence				4.13	4.33	4.19	4.34
B. Impartial courts				4.60	4.39	4.16	4.12
C. Protection of property rights				5.72	4.52	4.96	4.99
D. Military interference in rule of law and politics				5.00	5.00	5.00	5.00
E. Integrity of the legal system				6.67	6.67	6.67	6.67
F. Legal enforcement of contracts			5.90	6.36	6.51	5.69	5.69
G. Regulatory restrictions on sale of real property			6.99	8.34	8.73	8.72	8.72
H. Reliability of police				5.88	6.96	5.27	5.55
I. Business costs of crime				6.00	5.85	6.12	6.09
<i>Gender Disparity Adjustment</i>	1.00	1.00	1.00	1.00	0.97	0.78	0.78
3. Sound Money				6.30	5.93	6.18	6.47
A. Money growth				7.95 (10.27)	8.02 (9.92)	8.12 (9.38)	8.25 (8.74)
B. Standard deviation of inflation				8.90 (2.76)	7.46 (6.35)	6.71 (8.22)	8.27 (4.32)
C. Inflation: most recent year				8.35 (8.27)	8.23 (8.86)	9.87 (0.63)	9.35 (3.24)
D. Freedom to own foreign currency bank accounts				0.00	0.00	0.00	0.00
4. Freedom to Trade Internationally				5.84	6.28	6.02	6.28
A. Tariffs			8.18	5.80	7.14	6.53	7.56
(i) Revenue from trade taxes (% of trade sector)			8.18 (2.73)	8.16 (2.76)	8.16 (2.76)	9.12 (1.32)	9.12 (1.32)
(ii) Mean tariff rate				7.36 (13.2)	8.04 (9.8)	7.16 (14.2)	8.08 (9.6)
(iii) Standard deviation of tariff rates				1.87 (20.33)	5.22 (11.96)	3.30 (16.76)	5.47 (11.33)
B. Regulatory trade barriers			8.17	5.53	5.77	5.24	5.31
(i) Non-tariff trade barriers				4.35	4.54	4.89	4.87
(ii) Compliance cost of importing and exporting			8.17	6.72	7.01	5.59	5.75
C. Black-market exchange rates				10.00	10.00	10.00	10.00
D. Controls of the movement of capital and people				2.05	2.22	2.31	2.24
(i) Foreign ownership/investment restrictions				5.54	5.35	5.38	5.18
(ii) Capital controls				0.00	0.77	0.77	0.77
(iii) Freedom of foreigners to visit				0.60	0.55	0.77	0.77
5. Regulation				6.39	6.61	6.64	6.70
A. Credit Market regulations				9.54	9.63	8.87	8.95
(i) Ownership of banks							
(ii) Private sector credit				9.09	9.26	7.75	7.91
(iii) Interest rate controls / negative real interest rates				10.00	10.00	10.00	10.00
B. Labor Market regulations				5.38	5.50	5.31	5.25
(i) Hiring regulations and minimum wage				10.00	7.23	7.77	7.77
(ii) Hiring and firing regulations				5.41	5.44	5.18	5.04
(iii) Centralized collective bargaining				6.24	7.79	6.39	6.20
(iv) Hours regulations				8.70	10.00	10.00	10.00
(v) Mandated cost of worker dismissal				1.93	2.52	2.52	2.52
(vi) Conscriptation				0.00	0.00	0.00	0.00
C. Business regulations				4.25	4.72	5.74	5.90
(i) Administrative requirements				2.30	2.85	3.73	3.86
(ii) Bureaucracy costs				3.98	5.91	5.56	6.00
(iii) Starting a business			7.89	8.14	8.48	9.18	9.23
(iv) Extra payments/bribes/favoritism				4.05	3.63	3.79	3.66
(v) Licensing restrictions				7.00	7.46	8.21	8.21
(vi) Cost of Tax compliance			0.00	0.00	0.00	3.95	4.42

Yemen, Republic

	1980	1990	2000	2005	2010	2015	2016
	Rating (Rank)	Rating (Rank)	Rating (Rank)	Rating (Rank)	Rating (Rank)	Rating (Rank)	Rating (Rank)
Summary Ratings (Rank)					6.12 (121)	6.07 (125)	6.34 (117)
	Rating (Data)	Rating (Data)	Rating (Data)	Rating (Data)	Rating (Data)	Rating (Data)	Rating (Data)
1. Size of Government					6.60	7.07	7.63
A. Government consumption					8.04 (12.67)	8.26 (11.9)	8.51 (11.05)
B. Transfers and subsidies					7.77 (8.68)	9.02 (4.1)	9.02 (4.1)
C. Government enterprises and investment				2.00 (42.78)	4.00 (39.65)	2.00 (45.05)	4.00 (34.38)
D. Top marginal tax rate						9.00	9.00
(i) Top marginal income tax rate						10.00 (15)	10.00 (15)
(ii) Top marginal income and payroll tax rate						8.00 (27)	8.00 (27)
2. Legal System & Property Rights					3.41	3.02	3.13
A. Judicial independence					1.28	2.14	2.51
B. Impartial courts					1.82	2.71	2.80
C. Protection of property rights					3.87	3.35	3.25
D. Military interference in rule of law and politics					6.67	4.17	4.17
E. Integrity of the legal system					3.33	3.33	3.33
F. Legal enforcement of contracts					5.54	3.78	3.78
G. Regulatory restrictions on sale of real property					8.39	9.05	9.05
H. Reliability of police					1.77	2.03	2.41
I. Business costs of crime					5.22	2.75	3.21
<i>Gender Disparity Adjustment</i>	0.71	0.63	0.56	0.56	0.62	0.63	0.63
3. Sound Money					7.75	8.07	9.04
A. Money growth					8.37 (-8.15)	9.91 (0.47)	9.91 (0.47)
B. Standard deviation of inflation					4.85 (12.89)	7.14 (7.14)	7.27 (6.83)
C. Inflation: most recent year					7.77 (11.17)	5.22 (23.91)	9.00 (5)
D. Freedom to own foreign currency bank accounts					10.00	10.00	10.00
4. Freedom to Trade Internationally					7.08	6.78	6.68
A. Tariffs					8.55	8.43	8.43
(i) Revenue from trade taxes (% of trade sector)					8.98 (1.53)	8.92 (1.62)	8.92 (1.62)
(ii) Mean tariff rate						8.50 (7.5)	8.50 (7.5)
(iii) Standard deviation of tariff rates					8.12 (4.7)	7.87 (5.33)	7.87 (5.33)
B. Regulatory trade barriers					6.25	5.10	4.81
(i) Non-tariff trade barriers					6.17	4.44	3.86
(ii) Compliance cost of importing and exporting					6.34	5.76	5.76
C. Black-market exchange rates					10.00	10.00	10.00
D. Controls of the movement of capital and people					3.51	3.60	3.49
(i) Foreign ownership/investment restrictions					3.40	2.89	2.56
(ii) Capital controls					6.92	6.92	6.92
(iii) Freedom of foreigners to visit					0.22	1.00	1.00
5. Regulation					5.77	5.43	5.23
A. Credit Market regulations					6.56	5.00	5.00
(i) Ownership of banks							
(ii) Private sector credit					4.12	0.00	0.00
(iii) Interest rate controls / negative real interest rates					9.00	10.00	10.00
B. Labor Market regulations					5.50	6.58	6.52
(i) Hiring regulations and minimum wage					8.90	7.77	8.90
(ii) Hiring and firing regulations					5.61	4.07	3.39
(iii) Centralized collective bargaining					7.99	7.14	6.33
(iv) Hours regulations					8.00	8.00	8.00
(v) Mandated cost of worker dismissal					2.52	2.52	2.52
(vi) Conscriptation					0.00	10.00	10.00
C. Business regulations					5.26	4.70	4.16
(i) Administrative requirements					2.62	3.44	3.53
(ii) Bureaucracy costs					2.12	0.00	0.00
(iii) Starting a business					8.74	7.84	7.93
(iv) Extra payments/bribes/favoritism					1.94	1.79	2.11
(v) Licensing restrictions					8.92	7.92	
(vi) Cost of Tax compliance					7.22	7.22	7.22

Zambia

	1980	1990	2000	2005	2010	2015	2016
	Rating (Rank)	Rating (Rank)	Rating (Rank)	Rating (Rank)	Rating (Rank)	Rating (Rank)	Rating (Rank)
Summary Ratings (Rank)	4.73 (65)	3.10 (109)	6.72 (63)	6.64 (78)	7.35 (38)	6.74 (90)	6.61 (97)
	Rating (Data)	Rating (Data)	Rating (Data)	Rating (Data)	Rating (Data)	Rating (Data)	Rating (Data)
1. Size of Government	2.56	3.97	6.63	6.71	8.34	6.16	6.06
A. Government consumption	2.47 (31.6)	4.96 (23.14)	8.53 (11)	4.82 (23.6)	7.45 (14.66)	5.12 (22.58)	4.76 (23.82)
B. Transfers and subsidies	7.77 (8.7)	8.91 (4.5)	10.00 (0)	10.00 (0.4)	9.91 (0.83)	10.00 (0.24)	10.00 (0.24)
C. Government enterprises and investment	0.00 (77.1)	2.00 (46.2)	0.00 (62.6)	4.00 (31)	8.00 (15.35)	4.00 (31.44)	4.00 (31.44)
D. Top marginal tax rate	0.00	0.00	8.00	8.00	8.00	5.50	5.50
(i) Top marginal income tax rate	0.00 (70)	0.00 (75)	8.00 (30)	8.00 (30)	8.00 (30)	7.00 (35)	7.00 (35)
(ii) Top marginal income and payroll tax rate						4.00 (43)	4.00 (43)
2. Legal System & Property Rights	6.09	3.70	5.62	5.24	5.70	5.57	5.33
A. Judicial independence			6.18	2.86	4.12	4.96	4.01
B. Impartial courts			4.86	5.00	4.98	4.77	3.81
C. Protection of property rights	5.40	4.60	3.23	6.05	5.23	5.80	5.60
D. Military interference in rule of law and politics			8.33	8.33	8.33	8.33	8.33
E. Integrity of the legal system	8.30	2.50	6.67	6.67	6.67	6.67	6.67
F. Legal enforcement of contracts			4.56	4.56	4.56	3.51	3.51
G. Regulatory restrictions on sale of real property			5.49	5.52	6.52	5.90	5.90
H. Reliability of police				4.95	5.03	4.00	4.51
I. Business costs of crime				3.26	5.84	6.16	5.68
<i>Gender Disparity Adjustment</i>	1.00	1.00	1.00	1.00	1.00	1.00	1.00
3. Sound Money	6.26	0.59	7.15	8.11	8.87	8.72	8.26
A. Money growth	9.21 (3.95)	1.92 (40.4)	5.45 (22.73)	6.97 (15.14)	7.69 (11.56)	8.09 (9.57)	8.07 (9.66)
B. Standard deviation of inflation	8.18 (4.55)	0.43 (23.92)	8.35 (4.11)	9.13 (2.17)	9.47 (1.32)	8.80 (3.01)	8.56 (3.6)
C. Inflation: most recent year	7.65 (11.76)	0.00 (106.39)	4.79 (26.03)	6.34 (18.32)	8.30 (8.5)	7.98 (10.1)	6.43 (17.87)
D. Freedom to own foreign currency bank accounts	0.00	0.00	10.00	10.00	10.00	10.00	10.00
4. Freedom to Trade Internationally	3.47	2.61	8.03	6.86	7.16	6.86	6.97
A. Tariffs	8.40	5.84	6.22	6.97	7.27	5.39	5.33
(i) Revenue from trade taxes (% of trade sector)	8.40 (2.4)	6.80 (4.8)	5.11 (7.33)	7.82 (3.27)	8.67 (1.99)	7.50 (3.75)	7.50 (3.75)
(ii) Mean tariff rate		4.88 (25.6)	7.06 (14.7)	7.08 (14.6)	7.32 (13.4)	7.28 (13.6)	7.22 (13.9)
(iii) Standard deviation of tariff rates			6.48 (8.8)	6.00 (10.01)	5.82 (10.45)	1.40 (21.49)	1.27 (21.82)
B. Regulatory trade barriers			6.67	3.40	4.60	3.23	3.85
(i) Non-tariff trade barriers				5.07	6.22	5.86	5.27
(ii) Compliance cost of importing and exporting			6.67	1.72	2.98	0.61	2.43
C. Black-market exchange rates	0.00	0.00	10.00	10.00	10.00	10.00	10.00
D. Controls of the movement of capital and people	2.00	2.00	9.23	7.06	6.77	8.83	8.71
(i) Foreign ownership/investment restrictions				8.25	7.44	7.27	6.89
(ii) Capital controls	2.00	2.00	9.23	9.23	9.23	9.23	9.23
(iii) Freedom of foreigners to visit				3.70	3.65	10.00	10.00
5. Regulation	5.26	4.63	6.19	6.29	6.70	6.41	6.41
A. Credit Market regulations	4.04	2.39	6.21	6.07	7.87	7.47	7.52
(i) Ownership of banks	2.00	2.00	5.00	5.00	5.00	5.00	5.00
(ii) Private sector credit	6.13	5.18	5.62	5.22	9.62	7.41	7.55
(iii) Interest rate controls / negative real interest rates	4.00	0.00	8.00	8.00	9.00	10.00	10.00
B. Labor Market regulations			6.17	6.92	6.34	5.65	5.55
(i) Hiring regulations and minimum wage			10.00	10.00	7.77	3.33	3.33
(ii) Hiring and firing regulations			5.17	8.16	5.75	5.52	4.87
(iii) Centralized collective bargaining			7.17	8.68	6.52	7.06	7.06
(iv) Hours regulations			4.70	4.70	8.00	8.00	8.00
(v) Mandated cost of worker dismissal			0.00	0.00	0.00	0.00	0.00
(vi) Conscription	10.00	10.00	10.00	10.00	10.00	10.00	10.00
C. Business regulations				5.86	5.89	6.12	6.17
(i) Administrative requirements				5.31	4.66	4.47	4.55
(ii) Bureaucracy costs				5.53	4.85	3.56	4.00
(iii) Starting a business			8.54	8.56	9.14	9.37	9.37
(iv) Extra payments/bribes/favoritism				2.90	4.09	3.58	3.14
(v) Licensing restrictions				4.35	4.08	7.83	7.83
(vi) Cost of Tax compliance			8.52	8.52	8.52	7.92	8.16

Zimbabwe

	1980	1990	2000	2005	2010	2015	2016
	Rating (Rank)	Rating (Rank)	Rating (Rank)	Rating (Rank)	Rating (Rank)	Rating (Rank)	Rating (Rank)
Summary Ratings (Rank)	4.50 (73)	4.94 (75)	4.51 (119)	2.93 (141)	4.46 (151)	6.01 (128)	6.06 (127)
	Rating (Data)	Rating (Data)	Rating (Data)	Rating (Data)	Rating (Data)	Rating (Data)	Rating (Data)
1. Size of Government	6.90	5.57	5.85	4.59	7.02	6.90	6.15
A. Government consumption	5.56 (21.1)	4.84 (23.56)	3.65 (27.6)	7.60 (14.16)	6.72 (17.15)	5.60 (20.96)	4.59 (24.41)
B. Transfers and subsidies	7.03 (11.4)	8.45 (6.2)	7.75 (8.77)	7.75 (8.77)	9.84 (1.07)	10.00 (0.21)	10.00 (0.21)
C. Government enterprises and investment	10.00 (12.7)	8.00 (18.6)	10.00 (6.2)	0.00 (100)	7.00 (23.69)	8.00 (15.45)	6.00 (25.58)
D. Top marginal tax rate	5.00	1.00	2.00	3.00	4.50	4.00	4.00
(i) Top marginal income tax rate	5.00 (45)	1.00 (60)	2.00 (53.2)	3.00 (46)	5.00 (36)	4.00 (52)	4.00 (52)
(ii) Top marginal income and payroll tax rate		1.00 (60)	2.00 (53.2)	3.00 (46)	4.00 (42)	4.00 (52)	4.00 (52)
2. Legal System & Property Rights	1.49	3.70	4.99	3.49	3.83	3.82	3.75
A. Judicial independence			6.18	1.10	2.73	3.19	3.31
B. Impartial courts			7.35	2.14	3.32	3.41	3.35
C. Protection of property rights	3.40	4.60	3.23	1.44	2.24	2.64	2.57
D. Military interference in rule of law and politics			5.00	5.00	3.33	3.33	3.33
E. Integrity of the legal system	1.70	3.30	3.33	5.00	5.00	5.00	5.00
F. Legal enforcement of contracts			5.43	5.43	2.37	2.37	2.37
G. Regulatory restrictions on sale of real property			4.43	4.43	6.78	6.82	6.82
H. Reliability of police				3.01	3.04	4.17	4.10
I. Business costs of crime				3.84	6.26	6.31	5.72
<i>Gender Disparity Adjustment</i>	0.00	0.86	1.00	1.00	0.96	0.85	0.85
3. Sound Money	6.35	5.67	2.89	0.00	1.97	8.18	8.30
A. Money growth	7.96 (10.19)	7.24 (13.79)	3.92 (30.39)	0.00 (224.09)	0.00 (292.4)	9.37 (3.15)	9.37 (3.15)
B. Standard deviation of inflation	8.75 (3.13)	8.38 (4.05)	2.64 (18.39)	0.00 (140.78)	0.00 (10799.6)	8.83 (2.92)	9.14 (2.16)
C. Inflation: most recent year	8.69 (6.57)	7.05 (14.75)	0.00 (55.86)	0.00 (302.12)	7.89 (10.56)	9.52 (-2.4)	9.69 (-1.56)
D. Freedom to own foreign currency bank accounts	0.00	0.00	5.00	0.00	0.00	5.00	5.00
4. Freedom to Trade Internationally	3.48	4.90	3.17	2.37	4.91	5.68	5.56
A. Tariffs	8.43	5.71	4.56	3.92	3.67	4.95	4.81
(i) Revenue from trade taxes (% of trade sector)	8.87 (1.7)	3.87 (9.2)	5.11 (7.33)	5.11 (7.33)	4.91 (7.63)	6.19 (5.71)	6.19 (5.71)
(ii) Mean tariff rate	8.00 (10)	7.98 (10.1)	5.72 (21.4)	6.66 (16.7)	6.10 (19.5)	6.64 (16.8)	6.52 (17.4)
(iii) Standard deviation of tariff rates		5.28 (11.8)	2.84 (17.9)	0.00 (71.68)	0.00 (68.06)	2.00 (19.99)	1.72 (20.71)
B. Regulatory trade barriers			5.61	3.15	3.50	3.66	3.32
(i) Non-tariff trade barriers			5.22	4.68	5.84	5.63	4.99
(ii) Compliance cost of importing and exporting			6.00	1.62	1.16	1.69	1.64
C. Black-market exchange rates	0.00	7.00	0.00	0.00	10.00	10.00	10.00
D. Controls of the movement of capital and people	2.00	2.00	2.50	2.40	2.46	4.11	4.12
(i) Foreign ownership/investment restrictions			5.00	4.00	4.17	3.49	3.51
(ii) Capital controls	2.00	2.00	0.00	0.00	0.00	0.00	0.00
(iii) Freedom of foreigners to visit				3.20	3.21	8.85	8.85
5. Regulation	4.28	4.87	5.66	4.23	4.60	5.45	6.55
A. Credit Market regulations	4.45	6.11	7.42	4.11	4.79	6.00	9.10
(i) Ownership of banks	2.00	2.00	8.00	8.00	8.00	8.00	8.00
(ii) Private sector credit	5.36	8.32	6.26	4.33	6.37	10.00	9.31
(iii) Interest rate controls / negative real interest rates	6.00	8.00	8.00	0.00	0.00	0.00	10.00
B. Labor Market regulations		3.63	4.06	5.05	5.05	6.05	6.12
(i) Hiring regulations and minimum wage			3.52	8.90	6.67	6.67	6.67
(ii) Hiring and firing regulations		3.42	1.57	2.59	3.17	2.23	2.94
(iii) Centralized collective bargaining		4.49	2.45	2.82	2.48	3.13	2.88
(iv) Hours regulations			6.85	6.00	8.00	8.00	8.00
(v) Mandated cost of worker dismissal			0.00	0.00	0.00	6.26	6.26
(vi) Conscriptation	1.00	3.00	10.00	10.00	10.00	10.00	10.00
C. Business regulations			5.51	3.51	3.96	4.30	4.42
(i) Administrative requirements			5.10	1.99	3.52	2.26	1.82
(ii) Bureaucracy costs			7.05	3.37	2.88	0.67	0.89
(iii) Starting a business			3.73	3.59	5.55	5.83	6.89
(iv) Extra payments/bribes/favoritism			4.09	4.55	4.55	2.76	2.61
(v) Licensing restrictions				0.00	0.00	6.99	7.00
(vi) Cost of Tax compliance			7.58	7.58	7.29	7.29	7.29

Chapter 3 Measuring Global Support for Free Markets, 1990–2014

Pál Czeglédi and Carlos Newland

The purpose of this article is to study the evolution of popular economic thinking between 1990 and 2014 through the Free Market Mentality Index (FMMI), an index that seeks to capture perceptions in favor of a free economy.¹ During this period, we see a strong change from a popular appreciation of the market economy, to a perspective more supportive of the role of government. After describing this trend, and its measurement, we explore some of the possible causes of philosophical differences among the population. This analysis shows that accounting for individual characteristics, such as income, religion or education, can explain a part of the difference but does not eliminate the effect of time and country.

The measurement of free market support

The FMMI seeks to measure pro-free-market mentality in the population of several countries using some of the variables (with their antitheses) in the *World Values Survey* (WVS), an ongoing international poll (WVSA, 1981–2014; see Appendix A for a technical description of three free-market indexes). Those interviewed were asked to assign a value on a ten-point scale to the following statements:

-
- 1 Newland (2018) analyzed this topic using a slightly different index. Before him, Bjørnskov and Paldam (2012) approached the question using only one of the variables included here. Their article was written before the last survey was available. Newland and Czeglédi (2018) also worked on the existence of cultural pro-market conglomerates.

Citation Pál Czeglédi and Carlos Newland (2018). *Measuring Global Support for Free Markets, 1990–2014*. In James Gwartney, Robert Lawson, Joshua Hall, and Ryan Murphy, eds., *Economic Freedom of the World: 2018 Edition* (Fraser Institute, 2018): 189–211.

Authors Pál Czeglédi is an Associate Professor of Economics at the University of Debrecen, Hungary. E-mail: czegledi.pal@econ.unideb.hu. Carlos Newland is Professor of Economic History at the Instituto Universitario ESEADE and Universidad Torcuato Di Tella, Argentina. E-mail: newland@eseade.edu.ar.

Acknowledgments Hans Vogel, Alejandra Salinas, Fred McMahon, and James Gwartney made useful comments on the initial drafts of this article. Czeglédi thanks for its financial support the Hungarian National Research, Development, and Innovation Office (Project No. K-120686).

Question 1 (competition)

Competition is good. It stimulates people to work hard and develop new ideas.

Antithesis Competition is harmful. It brings out the worst in people.

Question 2 (private property)

Private ownership of business and industry should be increased.

Antithesis: Government ownership of business and industry should be increased.

Question 3 (wealth)

Wealth can grow so there is enough for everyone.

Antithesis: People can only get rich at the expense of others.

Question 4 (responsibility)

People should take on more responsibility to provide for themselves.

Antithesis: The government should take more responsibility to ensure that everyone is provided for.

The interpretation given to the answers and values resulting from the first question is straightforward: economic competition generates value creation and increases productivity. The second question captures whether private (and not public) action is considered pivotal to the functioning of free markets.² The third question reflects the opinion about an element that seems to be a central aspect of these markets, that it is not a zero-sum game and that all actors can benefit from the economic process. Finally, question four is concerned with the understanding that individual freedom is inseparable from individual responsibility and independence from interference by governments.

Countries are put into groups based on a common cultural heritage or geographical location, or both. From the results for both periods (1990–1998; 2005–2014), it is clear that the Anglosphere³ and Northern European clusters stand out for their pro-market mentality. The Sinosphere includes states that can be labeled as of a Chinese/Confucian culture.⁴ The rest of groups in the world, like Southern and Eastern Europe, Latin America, and Asia, seem to place relatively similar and lower value on free markets.⁵

The rise of free market thinking

Over the last two centuries, there have been several trends in the global perception of what should be the correct functioning of the economy. Since the early nineteenth century, economic liberalism had been the ascendant paradigm, after

-
- 2 The question could be considered ambiguous as to whether the answers reflect the level of, or the change in, private or government ownership they would like to see. Yet, a look at the data shows convincingly that respondents take this question to asking the level of private ownership they think desirable. Bjørnksov and Paldam (2012) argue that, if this question were really about the desire to change institutions and policies, we should see a convergence toward the middle (neither increase nor decrease) in democratic countries, and probably a stronger preference for private property in those countries where its role is smaller. Neither trend can be observed, however.
 - 3 Australia, Canada, Great Britain, New Zealand, and the United States.
 - 4 China, Hong Kong, Japan, South Korea, and Taiwan.
 - 5 The conglomerates have been studied with more detail in Czeglédi and Newland, 2018.

WWI giving way to socialism, government interventionism, and protectionism. From 1945, the landscape is more diverse: while world trade grew and tariffs fell, this coexisted with a strong presence of state-owned enterprises and a growing government interference inspired partly by the Keynesian paradigm.

During the 1970s and 1980s, the conviction began to grow that the state ought not to intervene in the economy and instead make room for private initiative. Gradually, public opinion began to adopt the point of view that state intervention, notably through big state enterprises, was inefficient. Its slow bureaucracy, overstaffing, low productivity, and chronic deficits required constant inflows of public money, sometimes causing inflation and even hyperinflation. In communist countries, there was a growing awareness of the failure of state economic planning, which went hand in hand with a growing disaffection with the political system and its leaders (Kornai, 1992). Here consumer goods and housing were scarce and many families were living in cramped conditions. People in these countries saw that the system of state production produced scarcity, inefficiency, and only benefited a small privileged class.

The 1980s saw the first major manifestation of support for the free market and private initiative. In Great Britain, Margaret Thatcher, inspired by Friedrich Hayek, began an ambitious program of privatization and deregulation. State enterprises in telecommunications, oil, and automobile manufacturing as well as airlines were privatized. This example was soon followed elsewhere, not only in France and Italy, but also in other developed nations such as Canada, Spain, New Zealand, and Sweden. Meanwhile, in the United States, President Ronald Reagan, one of whose advisers was Milton Friedman, proved himself an opponent of excessive regulation and state intervention and a proponent of free-market principles.

The 1990s probably mark the height of pro-free-market thinking on a global level. In 1989, the US economist John Williamson elaborated a catalog of free-market oriented policies that appeared to be generally accepted, and that would lead to reforms in developing nations, the main focus being Latin America (Williamson, 1989). These measures included the liberalization of financial markets, fostering competitiveness, deregulation, improvement of property rights, reducing state intervention, privatizations, and increasing free trade. Paradoxically, these policies were applied by populists such as Carlos Menem, of the Argentine Peronist Party, traditionally devoted to interventionism and anti-liberal economic policies. In Brazil, José Cardoso, once a leading leftist intellectual, became a defender of the free market upon being elected president in 1995. Cardoso proceeded to introduce deregulation and privatization. In 1992, South Africa's new President Nelson Mandela, a former Marxist, converted to free-market ideas.

The fall of the Berlin Wall in 1989 inaugurated in the ex-communist countries an initial popular sentiment in favor of the market economy and the massive transfer of public property into private hands (Hayo, 1997). Politicians and managers ready to implement the corresponding economic reforms soon emerged. In Russia, the process initiated by Boris Yeltsin was rapid thanks to the use and distribution of vouchers. Most other nations in the region introduced similar policies: the Ukraine, Hungary, Romania, Bulgaria, and, a little later, Poland (Appel, 2004). Even where the Communist Party stayed in power, such as in China, policies were influenced by the new ideas. During the 1990s, an enormous privatization program was carried out, especially at the local and regional

level, as a result of which thousands of firms were privatized. All over the world, by 1999 more than 75,000 enterprises had been turned into private property (Nellis, 2012: 2).⁶

At the same time, world trade was liberalized. While many countries were signing trade agreements and schemes for economic integration, such as NAFTA (1994), the Asian Free Trade Area (1992), and MERCOSUR (1991), average world tariffs fell by more than 50%. World trade doubled between 1990 and 2000, as Asian participation increased markedly, largely as a result of China's increased exports (WTO, 2001: 27–35).

The evolution of the Fraser Institute's index of economic freedom (EFW index) published in *Economic Freedom of the World* (Gwartney, Lawson, and Hall, 2017) is a good indication of the changes in economic institutions. The average index value for the countries for which there exists early data was 5.7 in 1980, increasing to 6.4 in 1990, and 7.3 in 2000.⁷ While the countries of the Anglosphere, Northern Europe, and the Sinosphere grew by similar rates during the 1980s and 1990s, progress in the developing nations was much faster in the 1990s. Thus, it emerges that from 1980 to 1990 there was a global tendency toward a market economy as nations were deregulating, privatizing, and increasing trade. Since we can estimate a comprehensive FMMI only from the 1990s, we have no way of knowing about earlier popular support for competitive markets. However, given its development since then it is likely that popular acceptance of the market economy reached its zenith at that moment. In all regions, the average index was relatively high compared to the next decade, which seems to have paved the way for the election of pro-market political parties to introduce the required legislation and policies.

At the dawn of the new millennium, global popular support for the market economy as measured by the FMMI began to decrease. From a high point of 0.64 in the 1990s it fell to 0.48 around 2010, a drop of 25%. In Northern Europe the drop was 22%, and about 30% in Argentina, South Africa, Finland, Russia, Hungary, and India. Many politicians and other leaders grasped this change and accordingly adapted their discourse, putting more emphasis on the role of the state in the economy. Whereas Milton Friedman had been in a sense the iconic economist of the 1990s, his place was now taken by another US Nobel Prize Laureate, Joseph Stiglitz,⁸ who argued that old-style capitalism had died with the Great Recession, caused, he claimed, by the US deregulation of the financial markets. Stiglitz emphasized the key role of the state with respect to regulation and society: the market ought not to be allowed full freedom and without social control and government intervention. On the other hand, Stiglitz was skeptical concerning the benefits of privatization. He felt that its advantages had been frequently overestimated. Stiglitz found an attentive and wide audience, including populist heads of state such as Cristina Kirchner and Hugo Chávez, who believed their interventionist policies vindicated by a prestigious intellectual.⁹

6 As Nellis indicates this is a conservative estimate.

7 Only countries incorporated in the FMMI are included in the average.

8 On Friedman and Stiglitz and their influence, see Shleifer, 2009. On the ideological evolution in Latin America during the same period, see Edwards, 2008.

9 See: ámbito.com, 2007, 2010; Janicke, 2007; Lukin, 2012; MercoPress, 2011. We do not want to imply that Stiglitz supported Chavez or Kirchner's extreme economic policies.

Measurements of free market sentiment

The result of the global shift in discourse was not the reversal of the tendency towards freer economies but rather a slowdown or an obstacle to further change. Thus the Fraser Institute's index of economic freedom since 2000 remained stable until 2015, shedding the previous growth tendency. One result of the paradigm shift was that the privatization process was slowed down and in some cases such as public utilities, even reversed.¹⁰ Argentina constitutes the most extreme case of dropping public support for the market economy (the FMMI fell by 39% since the 1990s) and a dramatic reduction of its score on the EFW index of 33% between 2000 and 2015. The economic policies of presidents Nestor and Cristina Kirchner (2003–2015) were plainly against free markets: renationalization of privatized enterprises and the pension system; import restrictions and export taxes; exchange controls; and a wild growth of civil service employment, much like what one finds in Venezuela, a country not indexed here because of a lack of data. The United States dropped 15%, and Canada 18%, on the FMMI index, while scores for both countries on the EFW index also fell between 2000 and 2015, especially in the areas, 1. Size of Government, 2. Legal System and Property Rights, and 4. Freedom to Trade Internationally.

The evolution of average scores for each of the FMMI components enables us to better understand the nature of the erosion of support for free markets. In the first place, it should be emphasized that the scores for all components dropped in the reviewed periods: competition, private property, wealth, and responsibility. Thus the paradigm shift was general although, as we shall see below, the shift was not homogeneous for each of the categories. The belief in the advantages of competition and the conviction that the increase of wealth is not a zero-sum game between economic actors has fallen least at a global level.

Some of the regional responses show interesting patterns. Eastern Europe and Latin America show in the category of private property a significant drop. In the first case, the fact that circles both close to the former Communist Party and the emerging political class have largely managed or controlled whatever was being privatized has left a bitter taste among the public (Windolf, 1998). For Latin America, it might be a result of the gap between the high benefits expected from privatization and the concrete results that were attained.¹¹ It is interesting that, unlike the case of Eastern Europe, state enterprises in Latin America were generally acquired by multinational corporations. Thus, there was no general feeling that privatization benefited domestic political cliques. The category registering the greatest drop in support for free markets is the responsibility variable, which reflects people's belief in the role of the government as protector and regulator of the lives of its citizens.

To better examine general trends, annual series for each variable have been built for a group of countries¹² for which there is extensive information in the WVS since 1990. Although the data are not annual or complete, and gaps had to

¹⁰ For the case of water supply services, see Kishimoto, Lobina, and Petitjean, 2015.

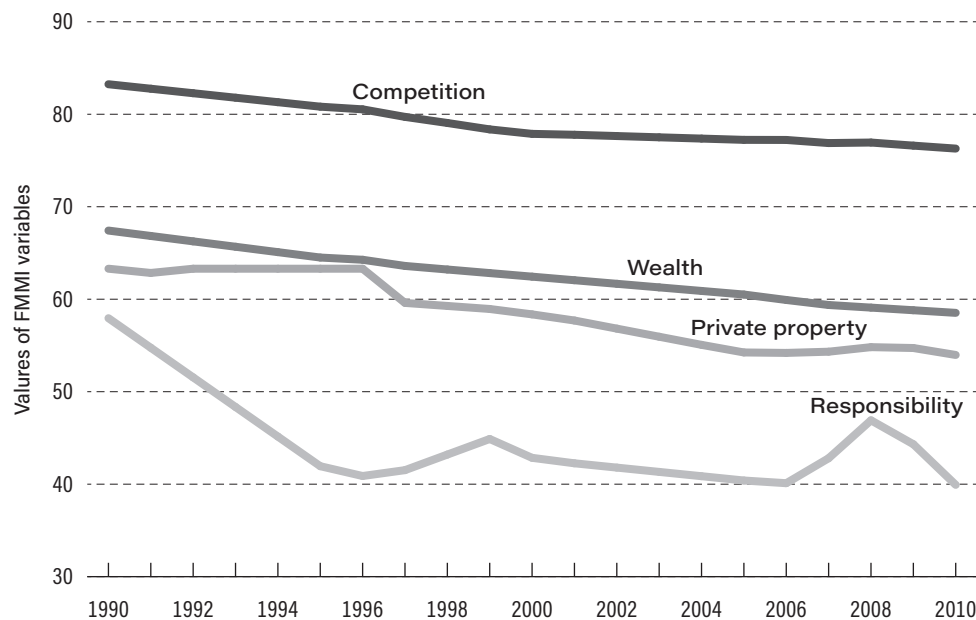
¹¹ Studies in general have shown a general improvement in the performance of privatized companies in terms of the provision of goods, although the picture has been more clearly favorable in competitive industries than in the case of public utilities (Nellis, 2012).

¹² Argentina, Belarus, Brazil, Chile, China, Estonia, Germany, India, Japan, Mexico, Netherlands, Nigeria, Poland, Russia, South Africa, South Korea, Spain, Sweden, Turkey, and the United States.

be completed by linear interpolation, the series (Appendix F; figure 3.1) show the fall in the four variables. This decline seems to be continuous for the most part and only the responsibility variable stabilizes, though after a dramatic collapse in the early 1990s. On the other hand, the Great Recession does not seem to have had a structurally negative impact around 2008. Only the responsibility variable shows some diminution, but this occurred after it had experienced a recent upswing.¹³

We can now analyze if the fall in support for free markets could be affected by more general cultural and demographic changes. For this purpose, we will use the individual answers by those interviewed, and not the average scores for each nation.

Figure 3.1: Global evolution of the original values of the FMMI variables, 1990–2010



Determinants of individual free market mentality

In this section, we examine the determinants of free-market mentality at the individual level for two reasons. One is to test some hypotheses about what may make individuals subscribe to free-market ideas. The second is to verify whether the declining trend in free-market support could be explained mainly by some individual characteristics. Do individual factors help to explain a more positive view of free markets? Or does the negative trend persist even if we “discount” the effect of individual characteristics?

To answer such questions we will use the standard statistical technique economists usually apply when trying to isolate the effect of one possible determinant on a variable to be explained by holding the other possible determinants constant. There are three groups of factors we think we should consider as affecting

¹³ A study that finds, using the WVS and other surveys, that recessions have a relevant impact on beliefs and political preferences (specially during early adulthood) is Giuliano and Spilimbergo (2014). The work by Gonthier (2015) must be also mentioned as a paper that detects a slow but steady increase in the support for interventionism in Western Europe.

the free-market mentality. One includes, of course, the years in which different surveys were conducted. The second group incorporates the countries in which at least one survey¹⁴ was conducted. The third includes the individual characteristics we will explain below in detail and the exact definitions and some summary statistics of which are presented in Appendix C.

The statistical technique we apply makes it possible for us to isolate the effect of the factors in these three groups and ask the question as to how the free market mentality of the average individual in 1990 would compare with that of the average individual in 2010 from the same country and with the same individual characteristics (time effect). Similarly, we can estimate the difference between the free-market mentality of different individuals from different countries but with the same individual characteristics in the same year (country effect). Finally, we can also check how the views of individuals would differ if they lived in the same country in the same year but had different characteristics (personal effect). To put it simply, the free-market mentality of a religious American person in 1990 may be different from that of an atheist Hungarian person in 2014 for three reasons: because they were asked in different years, because they lived in different countries when they were asked, and because they have different religious views. The technique whose results we are about to present in this section¹⁵ makes it possible to isolate and compare the size of the effects of these three reasons.

When choosing the independent characteristics that may affect economic views we are confined by the variables available in the World Values Survey/ European Values Study combined database (WVSA, 1981–2014; EVS, 2015). On the other hand, we want to use variables that are supported by theory, facts, or common sense. We have reason to think that the level of income and education attained by individuals influences their views about the market economy.

Income

In the case of income, there is the possibility of a self-serving “bias”. This means that a person with higher income would tend to look on the society as a fair one. The more affluent in a market economy might therefore consider it to be more reasonable while those who are poorer might find it less so.

Education

In the case of education, Caplan (2006: 50–93) shows that the more educated people are, the more similar their way of thinking is to the reasoning of economists, who tend to be more pro-market than the typical citizen. Higher education and income are then expected to have a positive effect on the IFMMI. It must be noted, however, that both education and income are measured in the WVS with a survey question that asks respondents to report their own education level and income. The scale of income considers the relative position of the individual within society, providing respondents with eleven “steps” from which to choose, while the education question provides eight possible levels of education.

14 In this analysis, we include as many countries as possible, not only those with at least two observations. The reason is that in this analysis, unlike in the one we described in Appendix B, we do not want to describe only the change in free-market mentality. Here we are interested in its determinants, too.

15 The more formal results are presented in Appendix G and Appendix H.

Religious belief

Other, “deeper”, beliefs may arguably be connected to those views about the market economy in which we are interested. One of them is religious belief. The proposition we call the “Buchanan hypothesis” (Buchanan, 2005) indicates that a reason that people may be becoming more interventionist is that God is increasingly replaced by the State in their mind as a moral authority. The empirical results of Guiso, Sapienza, and Zingales (2003) also support the proposition that individuals with stronger religious beliefs—those who go to church more often or who had a religious upbringing or who have a stronger belief in God—have more trust in free markets. To account for this hypothesis, we include a dummy variable that has the value of one for a “convinced atheist”, and zero otherwise.

Individualism

It is not only religious belief that is intertwined with the free-market mentality. The empirical results of Pitlik and Rode give support to their hypothesis that “individualistic cultural traits are negatively related to interventionist attitudes” (2017: 597). The extent to which someone thinks in an individualistic way is very often measured by the answer given to a question of WVS concerned with how much control the respondent thinks she/he has over life. The answer can be placed on a 10-point scale, from having a “great deal of choice” to “no choice at all over the way your life turns out”. This is the variable we use in our analysis. It runs between 1 and 10, where 10 indicates the highest control over one’s life.

Age

The age of the respondent might also shape his or her views about the market economy. First, it is a commonplace that youngsters are more impressed by anti-market ideas than their elder fellow citizens with more real-world knowledge and life experience. Second, many young people do not remember, or did not even live in, the time when the Soviet Bloc was in place, and they hear much less about real-world communism than did members of older generations. The survey of the Victims of Communism Memorial Foundation and YouGov (2017) shows, for example, that “Millennials” in the United States are much more in favor of socialism and communism and their ideologies than the average American, and (or perhaps, because) they know less about it (Sewell, 2016: 10–26). To check the effect of age, we separate those born between 1960 and 1980, from those born after 1980, the Millennials.

Occupation

Finally, we also separate various groups of occupations. Grouping the occupation variable into four categories: [1] manager (employer or manager who is probably the owner, too, in many cases); [2] white collar (middle level non-manual office worker, supervisory non-manual office worker, junior-level non-manual, non-manual office worker); [3] blue collar (skilled manual, semi-skilled manual worker, unskilled manual, agricultural worker), [4] foreman (foreman and supervisor), and [5] other job (farmer with own farm, member of armed forces, other, those who have never had a job). Occupations are sometimes associated with more or less pro-market views. We expect managers and employers to be more supportive of free markets than their employees, as a self justification of their higher economic status or from a better understanding of the power of competition and the efficiency of private initiative.

Culture

To account for possible cultural differences beyond the difference across countries, we conduct the analysis with observations on respondents from eight groups. First, we use as many observations as available. This means the observations on more than 85,000 respondents from all over the world. The analysis is then repeated for seven groups of respondents from the seven groups of countries we identified in the previous section. The number of respondents in these smaller groups is roughly between 1,000 and 12,000.

IFFMI predicted by individual characteristics, time, and country effects

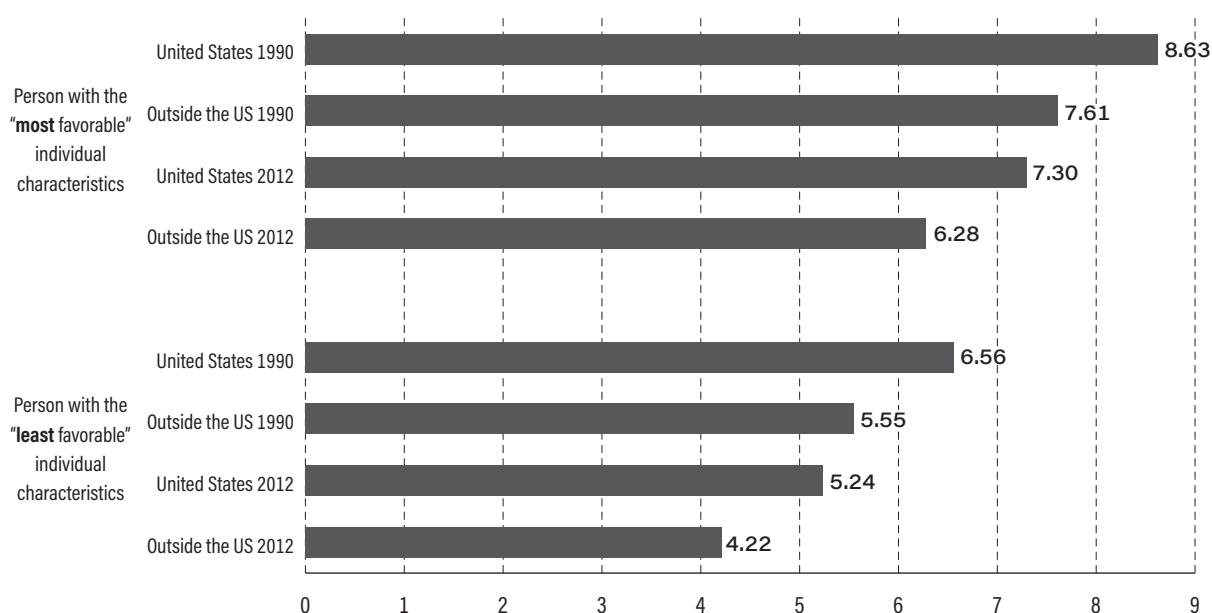
The statistical results of our analysis are reported in Appendix G and Appendix H. In general, we find that the impact of the characteristics described above is as expected. The mentality of more educated people is friendlier towards markets. Income has a similar effect: someone considering himself in the “highest step of income” is found to have a higher free-market mentality than someone considering himself in the lowest “step of income”. Religious convictions as well as control over life matter too, as predicted: atheists are less pro-market while those who think they can control their life are more so. Non-blue-collar employees and employers are also more pro-free-market. Finally, the statistical analysis that includes these individual characteristics show that, when they are included, there is still a pure “time effect” between 1990 and 2012. This is a confirmation of a notable change in global opinion during this interval of time.

Figure 3.2 illustrates how the three factors (individual characteristics, time, and country effects) we raised at the beginning of this section affect IFMMI. The questions are concerned with the role of time, country, and individual characteristics in explaining the differences of IFMMIs. Figure 3.2 shows the IFMMIs of eight hypothetical individuals we calculated from the analysis of the widest possible groups of respondents. It shows the IFMMI of an American person with individual characteristics that are “most favorable” to the market in 1990 and 2012, and that of an American person with characteristics that are “least favorable” characteristics to the market in the same years. In addition, it shows the IFMMI of a person living in the average country outside the United States with characteristics “most favorable” to the market in 1990 and 2012, as well as that of a person in the same average country with characteristics “least favorable” in 1990 and 2012.¹⁶

Describing a person as having characteristics “most favorable” to the market serves as an abbreviation for “a person with the highest levels of those characteristics that the calculations predict increase IFMMI”, while describing them as having characteristics “least favorable” means just the opposite. For example, since we find that people with more education and higher income have a higher IFMMI, the “most favorable” characteristics include the top income level and education level only, compared to the lowest single level of these variables for “least favorable”. Similarly, since being an atheist makes people somewhat less pro-market, the person with the most favorable characteristics is not an atheist. Comparing the hypothetical IFMMIs makes it possible to have a sense of the size of the three effects. Figure 3.2 then makes it possible to compare the isolated effects of the three groups of factors that possibly explain the differences in IFMMIs.

¹⁶ The year 2012 is chosen because that is the most recent year for which we have observations for all the variables we use; 1990 is chosen as the initial year.

Figure 3.2: IFMMI predicted by individual characteristics, time, and country effects



Note: The figures are derived from the results presented in Appendix G and Appendix H and explained in the text. The question these figures answer is: "What would be the IFMMI of the two hypothetical persons with the opposite extreme values for all those characteristics that were found to affect IFMMI in different places and years?"

Figure 3.2 shows that the person with the characteristics "most favorable" to the market in the United States in 1990 would have an IFMMI of 8.63, while a person with the characteristics "least favorable" to the market outside the United States in 2012 would have an IFMMI of 4.22. This difference can be broken to the three effects we have mentioned. Time effect can be seen, for example, by comparing the IFMMI of an individual in the United States with the characteristics "most favorable" to the market in 1990 with the same hypothetical US person in 2012. This means comparing 8.63 with 7.30. The country effect can be seen, for example, by comparing the IFMMI of an individual in the United States with the characteristics "most favorable" to the market in 2012 with the same hypothetical person in 2012 who lives outside the United States, which gives a comparison of 7.30 with 6.28. Finally, the personal effect can be seen, for example, by comparing the IFMMI of an individual who lives outside the United States and had the characteristics "most favorable" to the market in 2012 (6.28) with the hypothetical person who also lived outside the United States in 2012 but had the characteristics "least favorable" to the market (4.22).

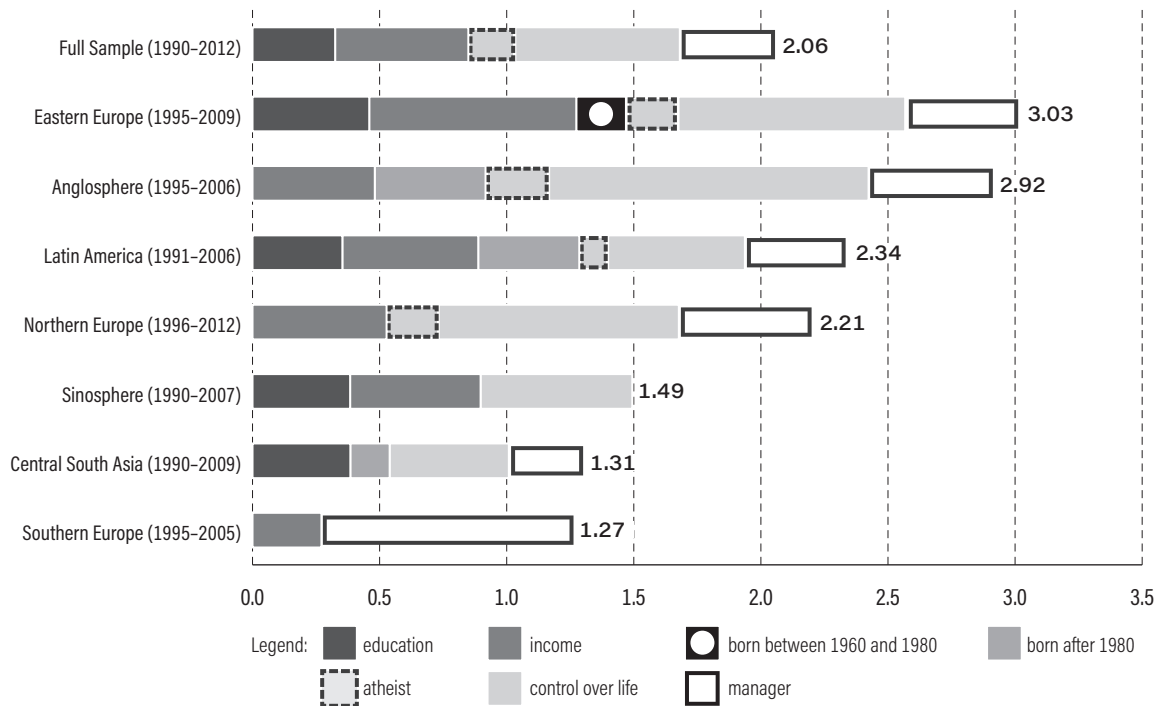
To put it simply, Figure 3.2 suggests that there are three reasons that an American with the "most favorable" characteristics has a higher IFMMI than someone outside the United States with the "least favorable" characteristics (total effect): first because she/he is surveyed in 1990, not in 2012 (time effect), second because she/he lives in the United States (country effect), and third because of the "favorable" characteristics (personal effect). Taking the total difference as 100%, the time effect explains about 30% of the variation, the country effect explains about 23%, and the personal effect explains the remaining 47%.¹⁷

¹⁷ Using those numbers from figure 3.2 we described in the previous paragraph, total effect = 8.63 – 4.22 = time effect + country effect + personal effect = (8.63 – 7.30) + (7.30 – 6.28) + (6.28 – 4.22).

IFFMI predicted by individual characteristics, by clusters

Figure 3.3 takes the personal effect as starting point and breaks it down to the effects of individual characteristics we identified above. Figure 3.3 also illustrates whether the effects of the individual characteristics differ across cultures. The shades of grey and outlines on the bars of each cluster of countries denote those factors that our statistical analysis finds to matter, while the width of the bars reflects the size of these effects. That is, figure 3.3 shows the extent to which, according to our analysis, various factors account for the difference between the IFMMI of the hypothetical person with characteristics “most favorable” to the market and the one with characteristics that are “least favorable”.

Figure 3.3: IFMMI differences predicted by individual characteristics, by clusters



Note: Figure 3.3 takes the personal effect from figure 3.2 and shows how this personal effect is accounted for by those personal characteristics that were found to affect IFMMI in the overall sample and in each of the clusters we identified in the text.

For the full sample, as we saw on figure 3.2, this “personal effect” is 2.06, which is the difference between the width of one of the upper four bars and that of the corresponding one of the lower four bars.¹⁸ Then, the top bar in figure 3.3 shows that over the full sample 0.325 points out of this 2.06 is explained by the educational difference between the person with characteristics that are “most favorable” and the one with characteristics that are “least favorable”. Similarly, 0.524 point of the 2.06 is explained by the fact that the person with characteristics that are “most favorable” is in the highest income category, while the one with characteristics that are “least favorable” is in the lowest category. The fact that the former hypothetical person is not an atheist, while the latter is an atheist explains a 0.185 point difference, and so on. The reason that figure 3.3 does not show the same

18 That is, 8.63 – 6.56, 7.61 – 5.55, and so on. These differences are not exactly equal to 2.06 because the numbers on the graph are rounded to two decimals.

factors for each of the clusters is that the estimated effect of a factor is indicated only when it is statistically significant (that is, different enough from zero to call it positive or negative with relatively high certainty).

Figure 3.3 also reveals, first, that the personal effect itself is not the same in every cluster. It is most important in the Anglosphere and in Eastern Europe. Second, the relative importance of these factors is not the same. Being a manager/employer is an important factor nearly everywhere (the exception is the Sinosphere). The control over life is the most important whenever it is one of the determinants that matter (the exception is Southern Europe). These differences in the effects of individual characteristics across clusters of countries suggest that culture may not, or may not only, determine free-market support directly. Figure 3.3 appears to show that a certain culture is a condition for certain individual characteristics to have an effect on perspective, and that culture may also be responsible for the size of its effect. For example, according to figure 3.3, a more educated person usually has a more pro-free-market mentality in Latin America, Eastern Europe, Central/South Asia, and in the Sinosphere, but not in the Anglosphere, Northern Europe, or Southern Europe.

The theories and common-sense arguments we came up with have some explanatory power to account for the difference of free-market mentality, but this explanatory power is significantly different across cultural conglomerates: they work better for the Anglosphere, Northern Europe, Eastern Europe, and Latin America than for Southern Europe and Asia. Even more importantly, the inclusion of these explanatory variables does not eliminate the significantly negative time trend starting after the mid-1990s. This implies that it is not only individual characteristics that have to be taken into account to explain the changes in free-market mentality, but also time trends and local culture and history.

Final remarks

The global support for free markets seems to have been falling continuously since the 1990s. This has been a stable downward trend, affecting most countries and all clusters. This decline is a consistent result of all the approaches to the topic we apply. Using the original values of the variables for the FMMI, we find a roughly 10-percentage point decline in the share of those who chose the “free-market half” of the ten-point scale of the four questions we considered. When looking at the average values of the same answers, we find a half-point decline for all but one (responsibility). Finally, we must mention that the Great Recession, for some the main cause of a global shift in economic opinion, does not seem to have produced a fundamental alteration in what seems a continuous negative trend. With these original values showing a decline, it is no wonder that the aggregated measures we used, the free-market mentality index (FMMI) and the individual free-market mentality index (IFMMI), have declined too. We have also noted that some individual characteristics play a role in explaining differences among individuals. Changes in these characteristics could counterbalance or reinforce the future time trends in the index.

In 2005, Nobel Prize winner James Buchanan predicted that, although socialist ideas had been discredited globally, they would continue to expand in the future: “maintenance and extension of control over the activities of persons through collective institutions will, in my assessment, be ... important in shaping the patterns

of development during the first half of the new century” (Buchanan, 2005: 23). In his view, people in general demand what he termed a “parentalistic” protection. He argued that religion provided this in the past but with growing secularization God would be replaced by the State as the main protective agency. The measurements shown in this paper tend to agree with the Buchanan hypothesis. In particular, in some nations the growing proportion of atheists appear to be more anti-market than the diminishing number of theists. Also, in general, the younger (Millennial) generations tend to be less supportive of free markets than their predecessors. To this we may add that the continuous weakening of the family as an institution and the growing proportion of smaller (or individual) households may increase the individual’s demands for government protection. However, accounting for personal characteristics does not eliminate the general tendency documented in countries and conglomerates.

The change in the popular views about the benefits of free markets has most probably halted the notable improvement towards economic freedom—as measured by the EFW index—that characterized the 1980s and 1990s, a magnitude that has stagnated since year 2000 at a world level. Should this raise concerns about free markets? First, the declining time trends can also make it less certain that the trend will continue than this finding might first suggest. The presence of these tendencies even when the effects of individual characteristics and country of residence are considered shows that these beliefs are not “hard-wired” in people’s minds and the pendulum may therefore swing back. James Buchanan (2003) is also well known for his memorable phrase “politics without romance”, which describes the approach of public-choice economics and suggests a comparative perspective on government and market. A corollary is that as government becomes larger and more intrusive, the confidence in bureaucracy and state intervention may wane. It well may be the case that the population, and politicians, will become more aware of the negative effects of government expansion and how it affects the optimal allocation of resources. Albert Hirschman (1982), in one of his classic works, also described the long ideological oscillations in the support of the public or private action. Central to ideological mutations was a disappointment on how the economic agents perform and deliver. The 1960s were more favorable to the public sphere, the 1980s to private initiative, and the 2000s swung back to government intervention. It would seem that the following phase, in Hirschman’s model, would see greater support for a competitive free economy.

Appendix A: Technical description of three free-market indexes

We use three indexes to measure and analyze shifting attitudes towards the free market. To avoid confusion, we use different scales for each of these indexes.

1. Free Market Mentality Index (FMMI)

The FMMI is a normalized index on a 0-to-1 scale and is the aggregation of the four questions at the country level. The aggregation is done in the following way.

(a) We started with the data from the individual respondents for each question separately. Then, for each country-year we calculated the percentage of those who had given a “market-friendly” answer, that is, answers running between 6 and 10 or 1 and 5 depending on how the question is asked. Missing and “don’t know” answers were left out. As a result, we received a percentage for every country-year for each of the question.¹

(b) To construct the index, the four variables (competition, private property, wealth, and responsibility) obtained for each country are normalized using the following formula: $(\text{lowest value of the sample} - \text{value of the country}) / (\text{lowest value of the sample} - \text{highest value of the sample})$.² The four variables are then averaged with equal weights to obtain the FMMI, which, as a result, can run between 0 and 1. The results that present measures for two intervals, 1990–1998 and 2005–2014, corresponding to integrated data of the 2nd and 3rd (1990–1998) and to the 5th and 6th (2005–2014) waves of the *World Values Survey* (WVS), are included in Appendix D.

(c) The FMMI is a simple average of the values we received in step (b) for a certain wave (defined by the years covered in that wave). The FMMI and percentage values for regions that include several countries are simply averages of the aggregated values from step (a) or step (b).

(d) Finally, we aggregated wave 2 and 3 (1990–1994, 1995–1998), wave 5 and 6 (2005–2009, 2010–2014) of the WVS and, including the corresponding years of the *European Values Study* (EVS, 2015), and aggregated the two waves by using a kind of “discounting.” The discounting is needed to account for the declining trend in free-market values that occurred in the world from wave 2 to 3, and from wave 5 to wave 6.

To find a “discount factor,” we looked only at those countries that have observations for both waves and calculated the change in the cross-country average normalized value for each question.

2. Individual Free Market Mentality Index (IFMMI)

The IFMMI is based on the data from the individual respondents to which the WVS provides free access. This enables us to know whether an individual who expresses pro-free-market sentiments is also, for example, a manager, data we then use to explore what individual attributes are likely to create support for, or opposition to, free-market policies in our econometric analysis (Appendix C).

To construct the overall IFMMI, we use an average of the answers the individuals have given to the four questions about competition, private property, wealth, and responsibility. As the individual answers run between 1 and 10, we also made this variable, which we call the Individual Free Market Mentality Index, run between 1 and 10 with 10 being the friendliest with free-market principles. IFMMI is defined as: $IFMMI = [(11 - comp) + (11 - private) + wealth + (11 - resp)] / 4$, where *comp*, *private*, *wealth*, and *resp* are the answers given for the four questions above. In the case of *comp*, *private*, and *resp*, an answer with a higher number means the respondent places lower value on free markets. A person will therefore have an IFMMI of 10 only if she/he gives the most market-friendly answer for each question. An individual can have an IFMMI of, say, 5, if she/he gives consistently an answer of 5 or expresses very market friendly views for some questions and very anti-market views for others. The number of observations on individual answers is between a several hundred and two thousand per country.

3. Country-level FMMI

Finally, we use data aggregated at the country level for each of the four questions. Here we simply use the percentage of market-friendly and market-hostile responses in each nation, as discussed above for the FMMI. We calculated the percentage of those who had given a market-friendly answer, meaning the answers running between 6 and 10 or 1 and 5 depending on how the questions are asked. Missing and “don’t know” answers were left out.

1 In each variable, the percentage of answers for the higher five scales was used. Another option that could have been used is a weighted average, which was not chosen because of national cultural differences in response styles, when the interviewed are confronted with scales. Collectivistic countries, like those of the Sinosphere, tend to prefer middle or slightly positive or negative answers. This is not characteristic of Individualistic countries like those of the Anglosphere or the Western countries in general (see Harzing, Brown, and Köster, 2012: 341).

2 This procedure is very similar to the one used by the World Bank in the Doing Business ranking. See World Bank (2016). For question 1 (competition) the higher threshold was 95.5% and the lower 52.5%; for question 2 (private property), 90.3% and 28.5%, respectively; for question 3 (wealth): 90.7% and 28.4%, respectively; for question 4 (responsibility): 85.4% and 8.9%, respectively.

Appendix B: Technical examination of changes in attitudes

In addition to using country-level aggregates, individual-level data can also be used to confirm that the general opinion about the benefits of free markets has declined since about 1990. With such data, the question is whether the average individual has less market-friendly views in more recent years. What is different between a respondent in 1990 and a respondent in, say, 2014 is not only the year the survey was taken. The survey may have been taken in different countries, in which case the “decline” we might find would not reflect the change in time but the effect of the institutions and possibly the culture of the nations we would implicitly compare.

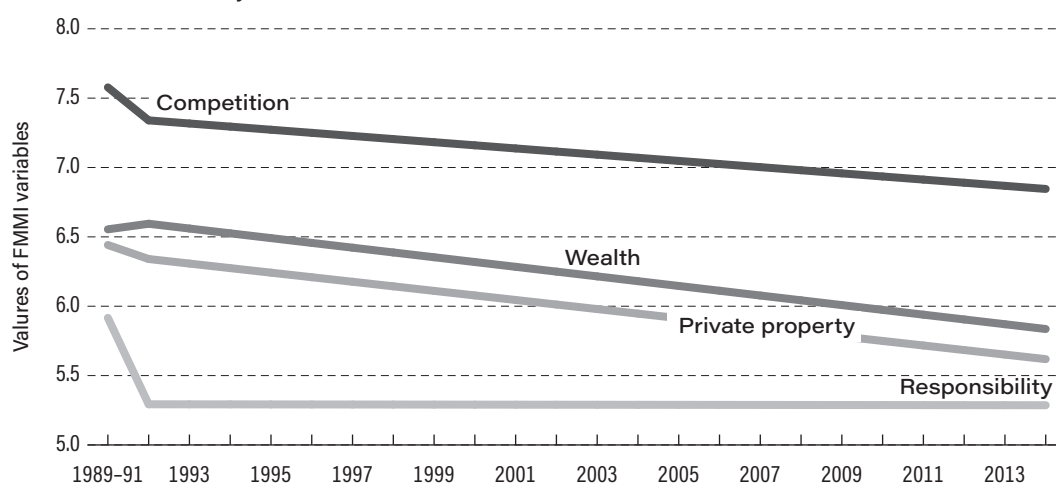
To avoid the problem of identifying the differences between countries as the effect of time, we considered only those countries that have at least two observations, with one of them in 1989, 1990, or 1991 and the other in at least one more recent year. For each country, this exercise allows us to estimate the effect of time on the four WVS variables in which we are interested. To arrive to one global estimate of the changes between the period 1989–1991 and each year possible, we calculated the cross-country averages of the in-country changes. With the use of these global estimates we can then see whether the global change between the period 1989–1991 and a more recent year is higher than that between the period 1989–1991 and a less recent year.

To put it more technically, the data we use to construct figure 3.App comes from a three-step process. As the first step we run regressions with the individual level responses given to the four questions we explained in section 1. These regressions are run country by country. Only countries were included that have at least two observations, with one of them in 1989, 1990, or 1991. The regressions included only year dummies as

explanatory variables. This gives us an estimate of the extent to which one dimension of free market mentality changed as compared to the beginning of the period in question. As a second step, we estimated the time trends in these fixed effects. The question is, then, whether the coefficient of a year dummy in a more recent year tends to be larger than is the coefficient of a time dummy for a less recent year. Third, we used these trends to finally arrive to estimated time paths of the four original variables of FMML, taking the means for the period 1989–1991 as their initial value.

The global change is made visible in figure 3.App. To construct this graph, we took the average answers in the time period between 1989 and 1991 as the starting point and use the global changes (estimated in the way just explained) to get a global time series for each of the survey questions. Estimated in this way, the lines on figure 3.App reflect the evolution of the individual views (the scale runs from 1 to 10, which is the most market-friendly extreme). Respondents from those countries on which this graph is based tend to give more and more anti market answers to these questions as we move away from 1989–1991. In the case of competition, private property, and wealth the decline is clear and similar to what is seen in figure 3.1. However, there is little decline in the case of responsibility. This difference might be caused by the smaller number of countries we use in the case of figure 3.App. In addition, the difference might also lie in the differences in the method of calculation applied for figure 3.1 and figure 3.App. While figure 3.1 informs us about the changes in the distribution of the answers, figure 3.App is concerned with the change in the average answers. In any case this statistical approach tends to give a similar picture than a simpler and straightforward calculation.

Figure 3.App: Global evolution of the original values of the FMML variables estimated from the analysis on individual data, 1989/90–2014



Note: This analysis includes those countries that have an observation for either 1989, 1990, or 1991 and for at least another year. Responsibility: 40 countries, 141 observations; competition: 40 countries, 140 observations; private property: 40 countries, 128 observations; wealth: 32 countries, 74 observations.

Appendix C: Dependent and independent variables used in the regressions

variable	Mean							
	Full sample	Anglo-sphere	Central South Asia	Eastern Europe	Latin America	Northern Europe	Sino-sphere	Southern Europe
Individual free market mentality index: 1 = least friendly with market principles; 10 = most friendly with market principles.								
IFMMI	6.167	6.770	6.042	5.806	6.127	6.418	6.441	5.889
What is the highest educational level that you have attained?								
1: Inadequately completed elementary education								
2: Completed (compulsory) elementary education								
3: Incomplete secondary school: technical/vocational type/(Compulsory) elementary education and basic vocational qualification								
4: Complete secondary school: technical/vocational type/Secondary, intermediate vocational qualification								
5: Incomplete secondary: university-preparatory type/Secondary, intermediate general qualification								
6: Complete secondary: university-preparatory type/Full secondary, maturity level certificate								
7: Some university without degree/Higher education — lower-level tertiary certificate								
8: University with degree/Higher education — upper-level tertiary certificate								
education	4.864	5.529	5.667	5.051	4.183	4.925	5.124	4.160
On this card is a scale of incomes on which 1 indicates the "lowest income decile" and 10 the "highest income decile" in your country. We would like to know in what group your household is. Please, specify the appropriate number, counting all wages, salaries, pensions and other incomes that come in. 1: lower step; 2: second step; 3: third step; 4: fourth step; 5: fifth step; 6: sixth step; 7: seventh step; 8: eighth step; 9: ninth step; 10: tenth step; 11: highest step.								
income	4.739	5.936	3.610	4.680	4.170	5.193	4.672	4.239
Can you tell me your year of birth, please?								
born 1960–1980	0.441	0.375	0.483	0.401	0.430	0.385	0.434	0.403
born after 1980	0.077	0.049	0.036	0.062	0.074	0.046	0.071	0.020
Independently of whether you attend religious services or not, would you say you are: (1) a religious person; (2) not a religious person; or a (3) convinced atheist. atheist = 1 if the answer is (3) and 0 if it is (1) or (2).								
atheist	0.044	0.057	0.022	0.038	0.036	0.103	0.088	0.041
Some people feel they have completely free choice and control over their lives, while other people feel that what they do has no real effect on what happens to them. Please use this scale where 1 = "no choice at all" and 10 = "a great deal of choice" to indicate how much freedom of choice and control you feel you have over the way your life turns out.								
control over life	6.867	7.707	6.200	6.062	7.431	7.259	7.205	6.473
In which profession/occupation does he/she work (or did work)? If more than one job, the main job? What is/was his/her job there?								
manager = 1 if the answer is "employer/manager"								
white collar = 1 if the answer is "middle level non-manual office worker" or "supervisory non manual -office worker" or "junior level non manual" or "non-manual office worker"								
blue collar = 1 if the answer is "skilled manual" or "semi-skilled manual worker" or "unskilled manual" or "agricultural worker"								
foreman = 1 if the answer is "foreman and supervisor"								
other job = 1 if the answer is "farmer: has own farm" or "member of armed forces" or "other" or "never had a job"								
manager	0.088	0.151	0.067	0.053	0.082	0.095	0.114	0.077
white collar	0.333	0.451	0.292	0.326	0.267	0.479	0.311	0.355
foreman	0.023	0.040	0.022	0.029	0.013	0.032	0.015	0.016
other job	0.165	0.065	0.331	0.079	0.182	0.054	0.095	0.151
no of obs.	85,576	7,279	9,711	12,145	9,288	9,151	5,209	1,174

Notes: The numbers mean the sample averages of the variables we use in the statistical analysis to derive the results presented in Appendix G and Appendix H and analyzed further by figure 3.2 and figure 3.3. The scale and the wording of the questions are the original ones from the official questionnaire of wave 6 and wave 5 of the *World Values Survey* (Inglehart et al., 2014a, b) and from the official codebook of the longitudinal file (*World Values Survey 1981–2014*). The number of observations shows, therefore, the number of people whose survey responses were considered.

Appendix D: Estimates of FMMI for periods 1990–1998 and 2005–2014

	1990– 1998	2005– 2014	% change		1990– 1998	2005– 2014	% change
Australia	0.86	0.60	0.26	Belarus	0.54	0.51	0.03
Canada	0.80	0.62	0.18	Bulgaria	0.62	0.45	0.17
Great Britain	0.57	0.60	-0.03	Estonia	0.68	0.41	0.27
New Zealand	0.81	0.69	0.12	Hungary	0.58	0.30	0.28
United States	0.85	0.70	0.15	Moldova	0.37	0.44	-0.08
Anglosphere	0.78	0.64	0.14	Poland	0.62	0.36	0.26
Finland	0.84	0.55	0.29	Romania	0.66	0.55	0.12
Germany	0.79	0.52	0.26	Russia	0.52	0.24	0.28
Netherlands	0.75	0.50	0.26	Slovenia	0.63	0.47	0.16
Norway	0.80	0.62	0.18	Ukraine	0.51	0.28	0.23
Sweden	0.78	0.61	0.17	Eastern Europe	0.57	0.40	0.17
Switzerland	0.85	0.67	0.18	Armenia	0.45	0.41	0.04
Northern Europe	0.80	0.58	0.22	Azerbaijan	0.58	0.51	0.07
China	0.66	0.50	0.16	India	0.63	0.36	0.27
Japan	0.55	0.54	0.01	Georgia	0.60	0.50	0.09
South Korea	0.62	0.39	0.23	Central/South Asia	0.56	0.45	0.12
Taiwan	0.66	0.65	0.02	Nigeria	0.51	0.39	0.13
Sinosphere	0.62	0.52	0.10	Philippines	0.63	0.42	0.21
France	0.67	0.49	0.18	South Africa	0.73	0.39	0.34
Italy	0.61	0.49	0.12	Turkey	0.55	0.35	0.20
Spain	0.49	0.40	0.09	Other	0.61	0.39	0.22
Southern Europe	0.59	0.46	0.13				
Argentina	0.71	0.32	0.39	World	0.64	0.48	0.25
Brazil	0.60	0.48	0.11				
Chile	0.49	0.32	0.18				
Mexico	0.61	0.50	0.11				
Peru	0.68	0.51	0.17				
Uruguay	0.45	0.42	0.02				
Latin America	0.59	0.43	0.16				

Appendix E: Evolution of the index in *Economic Freedom of the World*, 1980–2015

	1980	1990	2000	2015		1980	1990	2000	2015
Australia	6.9	7.7	8.2	8.0	Argentina	4.3	4.5	7.3	4.9
Canada	7.8	8.2	8.3	7.9	Brazil	3.9	4.2	6.0	5.8
Great Britain	6.7	8.2	8.5	8.1	Chile	5.1	6.6	7.4	7.8
New Zealand	6.4	7.9	8.6	8.5	Mexico	5.2	6.3	6.6	7.0
United States	8.1	8.5	8.6	7.9	Peru	3.6	3.9	7.5	7.4
Anglosphere	7.2	8.1	8.4	8.1	Uruguay	6.3	6.6	7.1	7.2
Finland	6.5	7.0	8.0	7.8	Latin America	4.7	5.3	7.0	6.7
Germany	7.2	7.6	7.8	7.7	Bulgaria		4.2	5.6	7.4
Netherlands	7.3	7.6	8.0	7.7	Hungary	4.1	4.9	7.0	7.3
Norway	5.7	7.0	7.4	7.7	Poland		3.5	6.6	7.3
Sweden	5.7	7.0	7.7	7.7	Romania		5.0	5.5	7.7
Switzerland	7.6	8.2	8.7	8.4	Eastern Europe		4.4	6.1	7.4
Northern Europe	6.7	7.4	7.9	7.8	India	5.0	4.8	6.2	6.6
China	3.6	4.1	5.8	6.4	Nigeria	4.6	4.7	5.0	5.7
Japan	7.4	7.9	7.9	7.5	Philippines	5.2	5.9	7.0	7.5
South Korea	5.4	6.4	6.9	7.5	South Africa	5.2	5.3	7.0	6.6
Taiwan	6.3	7.1	7.4	7.7	Turkey	3.6	4.7	5.8	6.8
Sinosphere	5.7	6.4	7.0	7.3	Other	4.7	5.1	6.2	6.7
France	6.1	7.0	7.5	7.3					
Italy	5.6	6.8	7.6	7.3	World	5.7	6.4	7.3	7.3
Spain	5.8	6.6	7.8	7.5					
Southern Europe	5.8	6.8	7.6	7.4					

Appendix F: Global evolution of the original values of the FMMI variables, 1990–2010

	Responsibility	Competition	Private Property	Wealth		Responsibility	Competition	Private Property	Wealth
1990	57.9	83.2	63.3	67.4	2001	42.3	77.8	57.7	62.1
1991	54.7	82.8	62.8	66.8	2002	41.8	77.6	56.8	61.7
1992	51.5	82.3	63.3	66.3	2003	41.3	77.5	55.9	61.3
1993	48.3	81.8	63.3	65.7	2004	40.9	77.4	55.1	60.9
1994	45.1	81.3	63.3	65.1	2005	40.4	77.2	54.2	60.5
1995	41.9	80.8	63.3	64.5	2006	40.1	77.2	54.2	59.9
1996	40.9	80.5	63.3	64.3	2007	42.8	76.9	54.3	59.4
1997	41.5	79.7	59.6	63.6	2008	46.9	76.9	54.8	59.1
1998	43.2	79.1	59.3	63.2	2009	44.3	76.6	54.7	58.8
1999	44.9	78.4	58.9	62.8	2010	39.9	76.3	54.0	58.5
2000	42.8	77.9	58.4	62.4					

Appendix G: Determinants of individual free market mentality

	Full sample	Anglosphere	Central South Asia	Eastern Europe
education	0.046*** (0.008)	-0.026 (0.035)	0.055** (0.016)	0.066*** (0.008)
income	0.058*** (0.007)	0.053*** (0.007)	0.016 (0.033)	0.090*** (0.014)
born between 1960 and 1980	-0.027 (0.034)	-0.256*** (0.043)	0.134 (0.090)	0.195*** (0.054)
born after 1980	-0.068 (0.042)	-0.436*** (0.043)	0.155* (0.064)	0.191** (0.070)
atheist	-0.185*** (0.027)	-0.250*** (0.065)	-0.018 (0.103)	-0.207*** (0.050)
control over life	0.072*** (0.009)	0.140*** (0.017)	0.052** (0.010)	0.099*** (0.010)
manager	0.382*** (0.035)	0.495*** (0.049)	0.301*** (0.041)	0.459*** (0.065)
white collar	0.103*** (0.019)	0.082 (0.042)	0.117* (0.049)	0.105** (0.045)
foreman	0.177*** (0.040)	0.081 (0.037)	0.364 (0.210)	0.148** (0.056)
other job	0.119*** (0.025)	0.215** (0.053)	0.090 (0.063)	0.326*** (0.044)
no. of obs.	85,576	7,279	9,711	12,145
no. countries	69	4	4	10
R ²	0.1328	0.1230	0.0830	0.1421

Note: The coefficients are estimated by a simple OLS regressions on the individual-level data. Dependent variable: individual free market mentality index (see the text for a definition). Year and country dummies are included in each case. Heteroscedasticity robust standard errors are in parentheses. * = statistically significant at the 10% level; ** = statistically significant at the 5% level; *** = statistically significant at the 1% level.

Appendix H: Determinants of individual free market mentality

	Latin America	Northern Europe	Sinosphere	Southern Europe
education	0.050*** (0.012)	0.000 (0.016)	0.055** (0.018)	0.051 (0.010)
income	0.059*** (0.018)	0.059*** (0.012)	0.057** (0.017)	0.030** (0.002)
born between 1960 and 1980	-0.186*** (0.038)	-0.063 (0.050)	-0.028 (0.120)	-0.106 (0.057)
born after 1980	-0.397*** (0.052)	0.053 (0.085)	-0.216 (0.223)	-0.115 (0.044)
atheist	-0.114** (0.034)	-0.205*** (0.043)	-0.023 (0.026)	-0.379 (0.329)
control over life	0.060** (0.019)	0.105*** (0.011)	0.066*** (0.002)	0.042 (0.066)
manager	0.404*** (0.068)	0.530*** (0.026)	0.205 (0.122)	0.997** (0.079)
white collar	0.162*** (0.067)	0.161*** (0.029)	0.013 (0.118)	0.194 (0.086)
foreman	0.168 (0.270)	0.244*** (0.067)	0.268 (0.128)	0.326 (0.160)
other job	0.107 (0.045)	0.163 (0.098)	0.088 (0.109)	0.237** (0.013)
no. of obs.	9,288	9,151	5,209	1,174
no. countries	6	6	4	2
R ²	0.0953	0.1521	0.093	0.0673

Note: The coefficients are estimated by a simple OLS regressions on the individual-level data. Dependent variable: individual free market mentality index (see the text for a definition). Year and country dummies are included in each case. Heteroscedasticity robust standard errors are in parentheses. * = statistically significant at the 10% level; ** = statistically significant at the 5% level; *** = statistically significant at the 1% level.

References

- ambito.com (2007). *Chávez Book Critic before Businessmen* (March 11). <<http://www.ambito.com/375830-chavez-book-critic-before-businessmen>>.
- ambito.com (2010). *Stiglitz a Cristina: “Argentina es un ejemplo para salir de la crisis”* (December 23). <<http://www.ambito.com/560393-stiglitz-a-cristina-argentina-es-un-ejemplo-para-salir-de-la-crisis>>.
- Appel, H. (2004). *A New Capitalist Order: Privatization and Ideology in Russia and Eastern Europe*. University of Pittsburgh Press.
- Bjørnskov, Ch., and M. Paldam (2012). The Spirits of Capitalism and Socialism: A Cross-Country Study of Ideology. *Public Choice* 150, 3-4: 469–498.
- Buchanan, J. M. (2003) What Is Public Choice Theory? *Imprimus* 32 (March): 1–7.
- Buchanan, J. M. (2005). Afraid to Be Free: Dependency as Desideratum. *Public Choice* 124, 1-2: 19–31.
- Caplan, B. (2006). *The Myth of the Rational Voter: Why Democracies Choose Bad Policies*. Princeton University Press.
- Czeglédi, P., and C. Newland (2018). How is the Pro-Capitalist Mentality Globally Distributed? *Economic Affairs* 38, 2: 240–256.
- Edwards, S. (2008). Globalisation, Growth and Crises: The View from Latin America. *Australian Economic Review* 41, 2: 123–140.
- European Values Study [EVS] (2015). *European Values Study Longitudinal Data File 1981–2008 (EVS 1981–2008)*. GESIS Data Archive, Cologne. ZA4804 Data file Version 3.0.0, doi:10.4232/1.12253.
- Giuliano, P., and A. Spilimbergo (2014). Growing Up in a Recession. *Review of Economic Studies* 81: 787–817.
- Gonthier, F. (2015). The Rise of Interventionism in the European Union and its Social Foundations. An Analysis of Economic Attitudes between 1990 and 2008. (Translation by Toby Matthews of: La montée et les bases sociales de l’interventionnisme dans l’Union européenne. Une analyse des attitudes économiques entre 1990 et 2008.) *Revue française de sociologie* 56, 1: 7–46.
- Guiso, L., P. Sapienza, and L. Zingales (2003). People’s Opium? Religion and Economic Attitudes. *Journal of Monetary Economics* 50, 1: 225–282.
- Gwartney, J., R. Lawson, and J. Hall (2017). *Economic Freedom of the World: 2017 Annual Report*. Fraser Institute. <<https://www.fraserinstitute.org/studies/economic-freedom>>.

Harzing, A. W., M. Brown, and K. Köster (2012). Response Style Differences in Cross-National Research. *Management International Review* 52: 341–363.

Hirschman, A. (1982). *Shifting Involvements: Private Interest and Public Action*. Princeton University Press.

Hayo, B. (1997). Eastern European Public Opinion on Economic Issues: Privatization and Transformation. *American Journal of Economics and Sociology* 56, 1: 85–102.

Inglehart, R., C. Haerpfer, A. Moreno, C. Welzel, K. Kizilova, J. Diez-Medrano, M. Lagos, P. Norris, E. Ponarin & B. Puranen et al. (eds.) (2014a). *World Values Survey: Round Six - Country-Pooled Datafile Version*: www.worldvaluessurvey.org/WVSDocumentationWV6.jsp. Madrid: JD Systems Institute.

Inglehart, R., C. Haerpfer, A. Moreno, C. Welzel, K. Kizilova, J. Diez-Medrano, M. Lagos, P. Norris, E. Ponarin & B. Puranen et al. (eds.) (2014b). *World Values Survey: Round Five - Country-Pooled Datafile Version*: www.worldvaluessurvey.org/WVSDocumentationWV5.jsp. Madrid: JD Systems Institute.

Janicke, K. (2007). *Joseph Stiglitz, in Caracas, Praises Venezuela's Economic Policies* (October 11). <<https://venezuelanalysis.com/news/2719>>.

Kishimoto, S., E. Lobina, and O. Petitjean (2015). *Our Public Water Future: The Global Experience with Remunicipalisation*. Transnational Institute.

Kornai, J. (1992.) *The Socialist System: The Political Economy of Communism*. Clarendon Press.

Lukin, T. (2012). *Joseph Stiglitz: "Menor dependencia amplía la soberanía"* (August 15). <<http://www.cubadebate.cu/noticias/2012/08/15/joseph-stiglitz-menor-dependencia-amplia-la-soberania/#.WmYHPLyWblU>>.

MercoPress (2011). *Nobel Laureate Praises Argentina; Tells US and EU Spending Is the Way Out of Recession* (August 30). <<http://en.mercopress.com/2011/08/30/nobel-laureate-praises-argentina-tells-us-and-eu-spending-is-the-way-out-of-recession>>.

Nellis, J. (2012). *The International Experience with Privatization: Its Rapid Rise, Partial Fall and Uncertain Future*. SPP Research Papers 5, 3. The School of Public Policy, University of Calgary. <<https://ideas.repec.org/a/clh/resear/v5y2012i3.html>>.

Newland, C. (2018). Is Support for Capitalism Declining in the World? A Free-Market Mentality Index (FMMI) 1990–2012. *Independent Review* 22, 4: 1–15.

Pitlik, H., and M. Rode (2017). Individualistic Values, Institutional Trust, and Interventionist Attitudes. *Journal of Institutional Economics* 13, 3: 575–598.

Sewell, D. (2016). *The Second Time as Farce: The Crimes of Communism, Retro-Bolshevism and the Centenary of the 1917 Russian Revolution*. The New Culture Forum.

Shleifer, A. (2009). The Age of Milton Friedman. *Journal of Economic Literature* 47, 1: 123–135.

Victims of Communism Memorial Foundation and YouGov (2017). *Annual Report on US Attitudes towards Socialism* (October). <<https://www.victimsofcommunism.org/survey/>>.

Williamson, J. (1989). What Washington Means by Policy Reform. In J. Williamson (Ed.), *Latin American Readjustment: How Much Has Happened* (Institute for International Economics): 7–20.

Windolf, P. (1998). Privatization and Elite Reproduction in Eastern Europe. *European Journal of Sociology / Archives Européennes de Sociologie* 39, 2: 335–376.

World Bank (2016). *Doing Business 2017. Equal Opportunity for All*. <<http://www.doingbusiness.org/reports/global-reports/doing-business-2017>>.

World Trade Organization [WTO] (2001). *International Trade Statistics 2001*. Geneva.

World Values Survey Association [WVSA] (1981–2014). *World Values Survey 1981–2014 Longitudinal Aggregate v.20150418*. Aggregate File Producer: JDSystems, Madrid SPAIN. <<http://www.worldvaluessurvey.org/WVSDocumentationWVL.jsp>>.

Appendix Explanatory Notes and Data Sources

Area 1 Size of Government

A Government consumption

This component is measured as general government consumption spending as a percentage of total consumption. The rating for this component, as with many of the following components, is designed to mirror the actual distribution of the raw data but on a zero-to-10 scale. The rating is equal to: $(V_{\max} - V_i) / (V_{\max} - V_{\min})$ multiplied by 10. The V_i is the country's actual government consumption as a proportion of total consumption, while the V_{\max} and V_{\min} were set at 40 and 6, respectively. The 1990 data were used to derive the maximum and minimum values for this component. Countries with a larger proportion of government expenditures received lower ratings. In contrast, as the ratio approaches the maximum value, the ratio moves toward zero.

Sources World Bank, *World Development Indicators*; International Monetary Fund, *International Financial Statistics*; United Nations National Accounts.

B Transfers and subsidies

This component is measured as general government transfers and subsidies as a share of GDP. The rating for this component is equal to: $(V_{\max} - V_i) / (V_{\max} - V_{\min})$ multiplied by 10. The V_i is the country's ratio of transfers and subsidies to GDP, while the V_{\max} and V_{\min} values are set at 37.2 and 0.5, respectively. The 1990 data were used to derive the maximum and minimum values for this component. The formula will generate lower ratings for countries with larger transfer sectors. When the size of a country's transfer sector approaches that of the country with the largest transfer sector during the 1990 benchmark year, the rating of the country will approach zero.

Sources International Monetary Fund, *Government Finance Statistics Yearbook*; World Bank, *World Development Indicators*; International Monetary Fund, *International Financial Statistics*; United Nations National Accounts.

C Government enterprises and investment

Data on government investment as a share of total investment were used to construct the zero-to-10 ratings. Countries with more government enterprises and government investment received lower ratings. When the government investment share was generally less than 15% of total investment, countries were given a rating of 10.

When government investment was between 15% and 20% of the total, countries received a rating of 8. When government investment was between 20% and 25% of the total, countries were rated at 7. When government investment was between 25% and 30% of the total, countries were assigned a rating of 6. When government investment was generally between 30% and 40% of the total, countries received a rating of 4. When government investment was between 40% and 50% of the total, countries were rated at 2. A rating of zero was assigned when government investment exceeded 50% of total investment. In cases where government investment data were unavailable, we used qualitative data on the scope of SOEs to assign ratings.

Sources International Monetary Fund, *Government Finance Statistics Yearbook*; World Bank, *World Development Indicators*; International Monetary Fund, *International Finance Statistics*; World Economic Forum, *Global Competitiveness Report*; United Nations National Accounts; European Bank for Reconstruction and Development, *Transition Indicators*.

D Top marginal tax rate

i Top marginal income tax rate

Countries with higher marginal tax rates that take effect at lower income thresholds received lower ratings based on the matrix below. The income threshold data were converted from local currency to 1982/1984 US dollars (using beginning-of-year exchange rates and the US Consumer Price Index). These figures include sub-national rates if applicable.

ii Top marginal income and payroll tax rates

Countries with higher marginal income and payroll (wage) tax rates that take effect at lower income thresholds received lower ratings based on the matrix below. The income threshold data were converted from local currency to 1983 US dollars (using beginning-of-year exchange rates and the US Consumer Price Index). These figures include sub-national rates if applicable.

Sources PricewaterhouseCoopers, *Worldwide Tax Summaries Online*; PricewaterhouseCoopers, *Individual Taxes: A Worldwide Summary* (various issues).

	Income Threshold at Which the Top Marginal Rate Applies (1983 US\$)			
	<\$25,000	\$25,000 - <\$50,000	\$50,000 - <\$150,000	\$150,000+
<21%	10	10	10	10
21% - <26%	9	9	10	10
26% - <31%	8	8	9	9
31% - <36%	7	7	8	9
36% - <41%	5	6	7	8
41% - <46%	4	5	6	7
46% - <51%	3	4	5	5
51% - <56%	2	3	4	4
56% - <61%	1	2	3	3
61% - <66%	0	1	2	2
66% - <70%	0	0	1	1
70%+	0	0	0	0

Area 2 Legal System and Property Rights

Notes [1] The ratings for Area 2 are adjusted to reflect inequalities in the legal treatment of women. See Rosemare Fike, Chapter 3: Adjusting for Gender Disparity in Economic Freedom and Why It Matters (*Economic Freedom of the World: 2017 Annual Report*: 189–211) for methodological details. [2] The ratings for Area 2 from 1970 to 1995 are the same as the Area V ratings from *Economic Freedom of the World: 2001 Annual Report*. Please see that report for methodological details.

A Judicial independence

This component is from the *Global Competitiveness Report* question: “Is the judiciary in your country independent from political influences of members of government, citizens, or firms? No—heavily influenced (= 1) or Yes—entirely independent (= 7)”. The question’s wording has varied slightly over the years. All variables from the *Global Competitiveness Report* were converted from the original 1-to-7 scale to a 0-to-10 scale using this formula: $EFW_i = ((GCR_i - 1) \div 6) \times 10$.

Source World Economic Forum, *Global Competitiveness Report*. In recent years, the most recently available data from the online database, which provides a two-year moving average, have been used for this component and all other components based on the *Global Competitiveness Report*.

B Impartial courts

This component is from the *Global Competitiveness Report* question: “The legal framework in your country for private businesses to settle disputes and challenge the legality of government actions and/or regulations is inefficient and subject to manipulation (= 1) or is efficient and follows a clear, neutral process (= 7)”. The question’s wording has varied slightly over the years.

Source World Economic Forum, *Global Competitiveness Report*. The “Rule of Law” ratings from the World Bank’s *Governance Indicators* project are used to fill any values missing from the primary data source since 1995.

C Protection of property rights

This component is from the *Global Competitiveness Report* question: “Property rights, including over financial assets, are poorly defined and not protected by law (= 1) or are clearly defined and well protected by law (= 7)”. Note: This replaces a previous question from the *Global Competitiveness Report* on protection of intellectual property.

Source World Economic Forum, *Global Competitiveness Report*.

D Military interference in rule of law and politics

This component is based on the *International Country Risk Guide* Political Risk Component G, Military in Politics: “A measure of the military’s involvement in politics. Since the military is not elected, involvement, even at a peripheral level, diminishes democratic accountability. Military involvement might stem from an external or internal threat, be symptomatic of underlying difficulties, or be a full-scale military takeover. Over the long term, a system of military government will almost certainly diminish effective governmental functioning, become corrupt, and create an uneasy environment for foreign businesses”.

Sources PRS Group, *International Country Risk Guide*; World Bank, *Governance Indicators*. The “Political Stability and Absence of Violence” ratings from the World Bank’s *Governance Indicators* project are used to fill any values missing from the primary data source since 1995.

E Integrity of the legal system

This component is based on the *International Country Risk Guide* Political Risk Component I for Law and Order: “Two measures comprising one risk component. Each sub-component equals half of the total. The ‘law’ sub-component assesses the strength and impartiality of the legal system, and the ‘order’ sub-component assesses popular observance of the law”.

Source PRS Group, *International Country Risk Guide*.

F Legal enforcement of contracts

This component is based on the World Bank’s *Doing Business* estimates for the time and money required to collect a debt. The debt is assumed to equal 200% of the country’s per-capita income where the plaintiff has complied with the contract and judicial judgment is rendered in his favor. Zero-to-10 ratings were constructed for (1) the time cost (measured in number of calendar days required from the moment the lawsuit is filed until payment); and (2) the monetary cost of the case (measured as a percentage of the debt). These two ratings were then averaged to arrive at the final rating for this sub-component. The formula used to calculate the zero-to-10 ratings was: $(V_{\max} - V_i) / (V_{\max} - V_{\min})$ multiplied by 10. V_i represents the time or money cost value. The values for V_{\max} and V_{\min} were set at 725 days and 82.3% (1.5 standard deviations above average in 2005) and 62 days (1.5 standard deviations below average in 2005) and 0%, respectively. Countries with values outside the V_{\max} and V_{\min} range received ratings of either zero or 10, accordingly.

Source World Bank, *Doing Business*.

G Regulatory costs of the sale of real property

This sub-component is based on the World Bank’s *Doing Business* data on the time measured in days and monetary costs required to transfer ownership of property that includes land and a warehouse. Zero-to-10 ratings were constructed for (1) the time cost (measured in number of calendar days required to transfer ownership); and (2) the monetary cost of transferring ownership (measured as a percentage of the property value). These two ratings were then averaged to arrive at the final rating for this sub-component. The formula used to calculate the zero-to-10 ratings was: $(V_{\max} - V_i) / (V_{\max} - V_{\min})$ multiplied by 10. V_i represents the time or money cost value. The values for V_{\max} and V_{\min} were set at 265 days and 15% (1.5 standard deviations above average in 2005) and 0 days and 0%, respectively. Countries with values outside the V_{\max} and V_{\min} range received ratings of either zero or 10, accordingly.

Source World Bank, *Doing Business*.

H Reliability of police

This component is from the *Global Competitiveness Report* question: “To what extent can police services be relied upon to enforce law and order in your country? (1 = Cannot be relied upon at all; 7 = Can be completely relied upon)”.

Source World Economic Forum, *Global Competitiveness Report*.

I Business costs of crime

This component is from the *Global Competitiveness Report* question: “To what extent does the incidence of crime and violence impose costs on businesses in your country? (1 = To a great extent; 7 = Not at all)”.

Source World Economic Forum, *Global Competitiveness Report*.

Area 3 Sound Money

A Money growth

The component measures the average annual growth of the money supply in the last five years minus average annual growth of real GDP in the last ten years. Countries where growth of the money supply greatly exceeds growth of real output receive lower ratings. The M1 money supply (basically defined as checkable deposits plus currency in circulation) figures were used to measure the growth rate of the money supply. The rating is equal to: $(V_{\max} - V_i) / (V_{\max} - V_{\min})$ multiplied by 10. V_i represents the average annual growth rate of the money supply during the last five years adjusted for the growth of real GDP during the previous ten years. The values for V_{\min} and V_{\max} were set at zero and 50%, respectively. Therefore, if the adjusted growth rate of the money supply during the last five years was zero, indicating that money growth was equal to the long-term growth of real output, the formula generates a rating of 10. Ratings decline as the adjusted growth of the money supply increases toward 50%. When the adjusted annual money growth is equal to (or greater than) 50%, a rating of zero results.

Sources World Bank, *World Development Indicators*; International Monetary Fund, *International Financial Statistics*; United Nations National Accounts.

B Standard deviation of inflation

The component measures the standard deviation of the inflation rate over the last five years. Generally, the GDP deflator was used as the measure of inflation for this component. When these data were unavailable, the Consumer Price Index was used. The following formula was used to determine the zero-to-10 scale rating for each country: $(V_{\max} - V_i) / (V_{\max} - V_{\min})$ multiplied by 10. V_i represents the country's standard deviation of the annual rate of inflation during the last five years. The values for V_{\min} and V_{\max} were set at zero and 25%, respectively. This procedure will allocate the highest ratings to the countries with the least variation in the annual rate of inflation. A perfect 10 results when there is no variation in the rate of inflation over the five-year period. Ratings will decline toward zero as the standard deviation of the inflation rate approaches 25% annually.

Sources World Bank, *World Development Indicators*; International Monetary Fund, *International Financial Statistics*.

C Inflation: most recent year

Generally, the CPI was used as the measure of inflation for this component as it is often available before the GDP deflator is available. When these data were unavailable, the GDP deflator inflation rate was used. The zero-to-10 country ratings were derived by the following formula: $(V_{\max} - V_i) / (V_{\max} - V_{\min})$ multiplied by 10. V_i represents the rate of inflation during the most recent year. The values

for V_{\min} and V_{\max} were set at zero and 50%, respectively—the lower the rate of inflation, the higher the rating. Countries that achieve perfect price stability earn a rating of 10. As the inflation rate moves toward a 50% annual rate, the rating for this component moves toward zero. A zero rating is assigned to all countries with an inflation rate of 50% or more.

Sources World Bank, *World Development Indicators*; International Monetary Fund, *International Financial Statistics*.

D Freedom to own foreign currency bank accounts

When foreign currency bank accounts were permissible without any restrictions both domestically and abroad, the rating was 10; when these accounts were restricted, the rating was zero. If foreign currency bank accounts were permissible domestically but not abroad (or vice versa), the rating was 5.

Note This component was not updated for the *2014 Annual Report*.

Sources International Monetary Fund, *Annual Report on Exchange Arrangements and Exchange Restrictions*.

Area 4 Freedom to Trade Internationally

A Tariffs

i. Revenues from trade taxes (% of trade sector)

This sub-component measures the amount of tax on international trade as a share of exports and imports. The formula used to calculate the ratings for this sub-component was: $(V_{\max} - V_i) / (V_{\max} - V_{\min})$ multiplied by 10. V_i represents the revenue derived from taxes on international trade as a share of the trade sector. The values for V_{\min} and V_{\max} were set at zero and 15%, respectively. This formula leads to lower ratings as the average tax rate on international trade increases. Countries with no specific taxes on international trade earn a perfect 10. As the revenues from these taxes rise toward 15% of international trade, ratings decline toward zero.

Sources International Monetary Fund, *Government Finance Statistics Yearbook*; International Monetary Fund, *International Financial Statistics*.

ii. Mean tariff rate

This sub-component is based on the unweighted mean of tariff rates. The formula used to calculate the zero-to-10 rating for each country was: $(V_{\max} - V_i) / (V_{\max} - V_{\min})$ multiplied by 10. V_i represents the country's mean tariff rate. The values for V_{\min} and V_{\max} were set at 0% and 50%, respectively. This formula will allocate a rating of 10 to countries that do not impose tariffs. As the mean tariff rate increases, countries are assigned lower ratings. The rating will decline toward zero as the mean tariff rate approaches 50%. (Note that, except for two or three extreme observations, all countries have mean tariff rates within this range from 0% to 50%.)

Source World Trade Organization, *World Tariff Profiles*.

iii. Standard deviation of tariff rates

Compared to a uniform tariff, wide variations in tariff rates indicate greater efforts towards central planning of the economy's production and consumption patterns. Thus, countries with a greater variation in their tariff rates are given lower ratings.

The formula used to calculate the zero-to-10 ratings for this component was: $(V_{\max} - V_i) / (V_{\max} - V_{\min})$ multiplied by 10. V_i represents the standard deviation of the country's tariff rates. The values for V_{\min} and V_{\max} were set at 0% and 25%, respectively. This formula will allocate a rating of 10 to countries that impose a uniform tariff. As the standard deviation of tariff rates increases toward 25%, ratings decline toward zero. (Note that, except for a few very extreme observations, the standard deviations of the tariff rates for the countries in our study fall within this 0% to 25% range.)

Source World Trade Organization, *World Tariff Profiles*.

B Regulatory trade barriers

i Non-tariff trade barriers

This sub-component is based on the *Global Competitiveness Report* survey question: "In your country, tariff and non-tariff barriers significantly reduce the ability of imported goods to compete in the domestic market. 1–7 (best)". The question's wording has varied slightly over the years. Note, notwithstanding the sub-component's title, this indicator captures both tariff and non-tariff barriers.

Source World Economic Forum, *Global Competitiveness Report*.

ii Compliance cost of importing and exporting

This sub-component is based on the World Bank's *Doing Business* data on the time (i.e., non-money) cost of procedures required to import a full 20-foot container of dry goods that contains no hazardous or military items. Countries where it takes longer to import or export are given lower ratings. Zero-to-10 ratings were constructed for (1) the time cost (in hours) associated with border compliance and documentary compliance when exporting; and (2) the time cost (in hours) associated with border compliance and documentary compliance when importing. These two ratings were then averaged to arrive at the final rating for this sub-component. The formula used to calculate the zero-to-10 ratings was: $(V_{\max} - V_i) / (V_{\max} - V_{\min})$ multiplied by 10. V_i represents the time cost value. The values for V_{\max} and V_{\min} were set, respectively, at 228.38 and 0 hours (1.5 standard deviations above average in 2014) for exporting; and 338.00 hours (1.5 standard deviations below average in 2014) and 0 hours for importing. Countries with values outside the V_{\max} and V_{\min} range received ratings of either zero or 10, accordingly.

Source World Bank, *Doing Business*.

C Black-market exchange rates

This component is based on the percentage difference between the official and the parallel (black-market) exchange rate. The formula used to calculate the zero-to-10 ratings for this component was the following: $(V_{\max} - V_i) / (V_{\max} - V_{\min})$ multiplied by 10. V_i is the country's black-market exchange-rate premium. The values for V_{\min} and V_{\max} were set at 0% and 50%, respectively. This formula will allocate a rating of 10 to countries without a black-market exchange rate; that is, those with a domestic currency that is fully convertible without restrictions. When exchange-rate controls are present and a black market exists, the ratings will decline toward zero as the black-market premium increases toward 50%. A zero rating is given when the black market premium is equal to, or greater than, 50%.

Source *MRI Bankers' Guide to Foreign Currency*.

D Controls of the movement of capital and people

i Foreign ownership / investment restrictions

This sub-component is based on the following two questions from the *Global Competitiveness Report*: (1) “How prevalent is foreign ownership of companies in your country? 1 = Very rare, 7 = Highly prevalent”; (2) “How restrictive are regulations in your country relating to international capital flows? 1 = Highly restrictive, 7 = Not restrictive at all”. The wording of the questions has varied slightly over the years.

Source World Economic Forum, *Global Competitiveness Report*.

ii Capital controls

The International Monetary Fund reports on up to 13 types of international capital controls. The zero-to-10 rating is the percentage of capital controls not levied as a share of the total number of capital controls listed, multiplied by 10.

Source International Monetary Fund, *Annual Report on Exchange Arrangements and Exchange Restrictions*.

iii Freedom of foreigners to visit

This component measures the percentage of countries for which a country requires a visa from foreign visitors. It reflects the freedom of foreigners to travel to this country for tourist and short-term business purposes. The formula used to calculate the zero-to-10 ratings was: $(V_i - V_{\min}) / (V_{\max} - V_{\min})$ multiplied by 10. V_i represents the component value. The values for V_{\max} and V_{\min} were set at 47.2 (1 standard deviation above average) and 0. Countries with values outside the V_{\max} and V_{\min} range received ratings of either zero or 10, accordingly.

Sources Robert Lawson and Jayme Lemke (2012). Travel Visas. *Public Choice* 154, 1-2: 17–36; authors' calculations.

Area 5 Regulation

Note 1 The rating for Area 5 is calculated as the average of Components 5A, 5B, and 5C. When there were not enough data to generate ratings in at least two of those components, which is common especially in earlier years, the rating for Area 5 was computed to be $2.5 + 0.50(X_t)$, where X_t is the average of all the sub-components in Area 5. This formula was created based on a regression analysis comparing countries with and without complete data.

A Credit market regulations

i Ownership of banks

Data on the percentage of bank deposits held in privately owned banks were used to construct rating intervals. Countries with larger shares of privately held deposits received higher ratings. When privately held deposits totaled between 95% and 100%, countries were given a rating of 10. When private deposits constituted between 75% and 95% of the total, a rating of 8 was assigned. When private deposits were between 40% and 75% of the total, the rating was 5. When private

deposits totaled between 10% and 40%, countries received a rating of 2. A zero rating was assigned when private deposits were 10% or less of the total.

Sources World Bank, *Bank Regulation and Supervision Survey*; James R. Barth, Gerard Caprio, and Ross Levine (2006). *Rethinking Bank Regulation: Till Angels Govern*. Cambridge University Press.

ii *Private sector credit*

This sub-component measures the extent of government borrowing relative to borrowing by the private sector. Greater government borrowing indicates more central planning and results in lower ratings. If the data are available, this sub-component is calculated as the government fiscal deficit as a share of gross saving. Since the deficit is expressed as a negative value, higher numerical values result in higher ratings. The formula used to derive the country ratings for this sub-component was $(-V_{\max} - V_i) / (V_{\max} + V_{\min})$ multiplied by 10. V_i is the ratio of deficit to gross investment, and the values for V_{\max} and V_{\min} are set at 0 and -100.0% , respectively. The formula allocates higher ratings as the deficit gets smaller (that is, closer to zero) relative to gross saving.

If the deficit data are not available, the component is instead based on the share of private credit to total credit extended in the banking sector. Higher values are indicative of greater economic freedom. Thus, the formula used to derive the country ratings for this sub-component was $(V_i - V_{\min}) / (V_{\max} - V_{\min})$ multiplied by 10. V_i is the share of the country's total domestic credit allocated to the private sector and the values for V_{\max} and V_{\min} are set at 99.9% and 10.0%, respectively. The 1990 data were used to derive the maximum and minimum values for this component. The formula allocates higher ratings as the share of credit extended to the private sector increases.

Sources World Bank, *World Development Indicators*; World Economic Forum, *Global Competitiveness Report*; International Monetary Fund, *International Financial Statistics*.

iii *Interest rate controls / negative real interest rates*

Data on credit-market controls and regulations were used to construct rating intervals. Countries with interest rates determined by the market, stable monetary policy, and reasonable real-deposit and lending-rate spreads received higher ratings. When interest rates were determined primarily by market forces as evidenced by reasonable deposit and lending-rate spreads, and when real interest rates were positive, countries were given a rating of 10. When interest rates were primarily market-determined but the real rates were sometimes slightly negative (less than 5%) or the differential between the deposit and lending rates was large (8% or more), countries received a rating of 8. When the real deposit or lending rate was persistently negative by a single-digit amount or the differential between them was regulated by the government, countries were rated at 6. When the deposit and lending rates were fixed by the government and the real rates were often negative by single-digit amounts, countries were assigned a rating of 4. When the real deposit or lending rate was persistently negative by a double-digit amount, countries received a rating of 2. A zero rating was assigned when the deposit and lending rates were fixed by the government and real rates were persistently negative by double-digit amounts or hyperinflation had virtually eliminated the credit market.

Sources World Bank, *World Development Indicators*; International Monetary Fund, *International Financial Statistics*; CIA, *The World Factbook*.

B Labor market regulations

i Hiring regulations and minimum wage

This sub-component is based on the “Employing Workers” section of the World Bank’s *Doing Business* and uses the following components: (1) whether fixed-term contracts are prohibited for permanent tasks; (2) the maximum cumulative duration of fixed-term contracts; and (3) the ratio of the minimum wage for a trainee or first-time employee to the average value added per worker. An economy is assigned a score of 1 if fixed-term contracts are prohibited for permanent tasks and a score of 0 if they can be used for any task. A score of 1 is assigned if the maximum cumulative duration of fixed-term contracts is less than 3 years; 0.5 if it is 3 years or more but less than 5 years; and 0 if fixed-term contracts can last 5 years or more. Finally, a score of 1 is assigned if the ratio of the minimum wage to the average value added per worker is 0.75 or more; 0.67 for a ratio of 0.50 or more but less than 0.75; 0.33 for a ratio of 0.25 or more but less than 0.50; and 0 for a ratio of less than 0.25.

Source World Bank, *Doing Business*.

ii Hiring and firing regulations

This sub-component is based on the *Global Competitiveness Report* question: “The hiring and firing of workers is impeded by regulations (= 1) or flexibly determined by employers (= 7)”. The question’s wording has varied over the years.

Source World Economic Forum, *Global Competitiveness Report*.

iii Centralized collective bargaining

This sub-component is based on the *Global Competitiveness Report* question: “Wages in your country are set by a centralized bargaining process (= 1) or up to each individual company (= 7)”. The wording of the question has varied over the years.

Source World Economic Forum, *Global Competitiveness Report*.

iv Hours regulations

This sub-component is based on the “Employing Labor” section in the World Bank’s *Doing Business*, uses the following five components: (1) whether there are restrictions on night work; (2) whether there are restrictions on holiday work; (3) whether the length of the work week can be 5.5 days or longer; (4) whether there are restrictions on overtime work; and (5) whether the average paid annual leave is 21 working days or more. For each question, when the regulations apply, a score of 1 is given. If there are no restrictions, the economy receives a score of 0. The zero-to-10 rating is based on how many of these regulations are in place: 0 regulations results in a rating of 10; 1 regulation results in a rating of 8; and so on.

Source World Bank, *Doing Business*.

v Mandated cost of worker dismissal

This sub-component is based on the World Bank’s *Doing Business* data on the cost of the advance notice requirements, severance payments, and penalties due when dismissing a redundant worker with 10-years tenure. The formula used to calculate the zero-to-10 ratings was: $(V_{\max} - V_i) / (V_{\max} - V_{\min})$ multiplied by 10. V_i represents the dismissal cost (measured in weeks of wages). The values for V_{\max}

and V_{\min} were set at 58 weeks (1.5 standard deviations above average in 2005) and 0 weeks, respectively. Countries with values outside the V_{\max} and V_{\min} range received ratings of either zero or 10, accordingly.

Source World Bank, *Doing Business*.

vi *Conscription*

Data on the use and duration of military conscription were used to construct rating intervals. Countries with longer conscription periods received lower ratings. A rating of 10 was assigned to countries without military conscription. When length of conscription was six months or less, countries were given a rating of 5. When length of conscription was more than six months but not more than 12 months, countries were rated at 3. When length of conscription was more than 12 months but not more than 18 months, countries were assigned a rating of 1. When conscription periods exceeded 18 months, countries were rated zero. If conscription was present but apparently not strictly enforced or the length of service could not be determined, the country was given a rating of 3. In cases where it is clear conscription is never used, even though it may be possible, a rating of 10 is given. If a country's mandated national service includes clear non-military options, the country was given a rating of 5.

Sources International Institute for Strategic Studies, *The Military Balance*; War Resisters International, *World Survey of Conscription and Conscientious Objection to Military Service*; additional online sources used as necessary.

C Business regulations

i *Administrative requirements*

This sub-component is based on the *Global Competitiveness Report* question: “Complying with administrative requirements (permits, regulations, reporting) issued by the government in your country is (1 = burdensome, 7 = not burdensome)”. The question's wording has varied slightly over the years.

Source World Economic Forum, *Global Competitiveness Report*.

ii *Bureaucracy costs*

This sub-component is based on the “Regulatory Burden Risk Ratings” from IHS Markit, which measures “[t]he risk that normal business operations become more costly due to the regulatory environment. This includes regulatory compliance and bureaucratic inefficiency and/or opacity. Regulatory burdens vary across sectors so scoring should give greater weight to sectors contributing the most to the economy”. The raw scores range, roughly, from 0 to 7, with higher values indicating greater risk. The formula used to calculate the zero-to-10 ratings was: $(V_{\max} - V_i) / (V_{\max} - V_{\min})$ multiplied by 10. V_i is the country's Regulatory Burden rating, while the V_{\max} and V_{\min} were set at 5 and 0.5, respectively. These ratings were first published for 2014, and the 2014 ratings were used for 2012–2013.

This source replaces that used previously, the World Economic Forum's *Global Competitiveness Report* question: “Standards on product/service quality, energy and other regulations (outside environmental regulations) in your country are: (1 = Lax or non-existent, 7 = among the world's most stringent)”.

Source IHS Markit.

iii *Starting a business*

This sub-component is based on the World Bank's *Doing Business* data on the amount of time and money it takes to start a new limited liability business. Countries where it takes longer or is more costly to start a new business are given lower ratings. Zero-to-10 ratings were constructed for three variables: (1) time (measured in days) necessary to comply with regulations when starting a limited liability company; (2) money costs of the fees paid to regulatory authorities (measured as a share of per-capita income); and (3) minimum capital requirements, that is, funds that must be deposited into a company bank account (measured as a share of per-capita income). These three ratings were then averaged to arrive at the final rating for this sub-component. The formula used to calculate the zero-to-10 ratings was: $(V_{\max} - V_i) / (V_{\max} - V_{\min})$ multiplied by 10. V_i represents the variable value. The values for V_{\max} and V_{\min} were set at 104 days, 317%, and 1,017% (1.5 standard deviations above average in 2005) and 0 days, 0%, and 0%, respectively. Countries with values outside the V_{\max} and V_{\min} range received ratings of either zero or 10, accordingly.

Source World Bank, *Doing Business*.

iv *Extra payments / bribes / favoritism*

This sub-component is based on the *Global Competitiveness Report* questions: (1) "In your industry, how commonly would you estimate that firms make undocumented extra payments or bribes connected with the following: A – Import and export permits; B – Connection to public utilities (e.g., telephone or electricity); C – Annual tax payments; D – Awarding of public contracts (investment projects); E – Getting favourable judicial decisions. Common (= 1), Never occur (= 7)". (2) "Do illegal payments aimed at influencing government policies, laws or regulations have an impact on companies in your country? 1 = Yes, significant negative impact, 7 = No, no impact at all". (3) "To what extent do government officials in your country show favouritism to well-connected firms and individuals when deciding upon policies and contracts? 1 = Always show favouritism, 7 = Never show favouritism". The wording of the questions has varied slightly over the years.

Source World Economic Forum, *Global Competitiveness Report*.

v *Licensing restrictions*

This sub-component is based on the World Bank's *Doing Business* data on the time in days and monetary costs required to obtain a license to construct a standard warehouse. Zero-to-10 ratings were constructed for (1) the time cost (measured in number of calendar days required to obtain a license) and (2) the monetary cost of obtaining the license (measured as a share of per-capita income). These two ratings were then averaged to arrive at the final rating for this sub-component. The formula used to calculate the zero-to-10 ratings was: $(V_{\max} - V_i) / (V_{\max} - V_{\min})$ multiplied by 10. V_i represents the time or money cost value. The values for V_{\max} and V_{\min} were set at 363 days and 2,763% (1.5 standard deviations above average in 2005) and 56 days (1.5 standard deviations below average in 2005) and 0%, respectively. Countries with values outside the V_{\max} and V_{\min} range received ratings of either zero or 10, accordingly.

Source World Bank, *Doing Business*.

vi Cost of tax compliance

This sub-component is based on the World Bank's *Doing Business* data on the time required per year for a business to prepare, file, and pay taxes on corporate income, value added or sales taxes, and taxes on labor. The formula used to calculate the zero-to-10 ratings was: $(V_{\max} - V_i) / (V_{\max} - V_{\min})$ multiplied by 10. V_i represents the time cost (measured in hours) of tax compliance. The values for V_{\max} and V_{\min} were set at 892 hours (1.5 standard deviations above average in 2005) and 0 hours, respectively. Countries with values outside the V_{\max} and V_{\min} range received ratings of either zero or 10, accordingly.

Source World Bank, *Doing Business*.

About the Authors

James D. Gwartney

James D. Gwartney holds the Gus A. Stavros Eminent Scholar Chair at Florida State University, where he directs the Stavros Center for the Advancement of Free Enterprise and Economic Education. He is the coauthor of *Economics: Private and Public Choice* (Cengage/South-Western Press, 2015), a widely used principles of economics text that is now in its 15th edition. He is also coauthor of an economics primer, *Common Sense Economics: What Everyone Should Know about Wealth and Prosperity* (St. Martin's Press, 2016). His publications have appeared in both professional journals and popular media such as the *Wall Street Journal* and the *New York Times*. He served as Chief Economist of the Joint Economic Committee of the US Congress during 1999–2000. In 2004, he was the recipient of the Adam Smith Award of the Association of Private Enterprise Education for his contribution to the advancement of free-market ideals. He is a past President of the Southern Economic Association and the Association for Private Enterprise Education. His Ph.D. in economics is from the University of Washington.

Robert A. Lawson

Robert Lawson holds the Jerome M. Fullinwider Endowed Centennial Chair in Economic Freedom and is the Director of the O'Neil Center for Global Markets and Freedom in the Cox School of Business at Southern Methodist University. A Senior Fellow at the Fraser Institute, Lawson has numerous professional publications in journals such as *Public Choice*, *Journal of Economic Behavior and Organization*, *Cato Journal*, *Kyklos*, *Journal of Labor Research*, *Journal of Institutional and Theoretical Economics*, and *European Journal of Political Economy*. Prof. Lawson has served as president of the Association of Private Enterprise Education and is a member of the Mont Pelerin Society. He earned his B.S. in economics from the Honors Tutorial College at Ohio University and his M.S. and Ph.D. in economics from Florida State University.

Joshua C. Hall

Joshua C. Hall is a professor of economics and Director of the Center for Free Enterprise in the College of Business and Economics at West Virginia University. He earned his bachelor and master degrees in economics from Ohio University and his Ph.D. from West Virginia University in 2007. Prior to returning to his alma mater, he was the Elbert H. Neese, Jr. Professor of Economics at Beloit College. Prof. Hall is a Past President of the Association of Private Enterprise Education and is also a Senior Fellow at the Fraser Institute. He is author of over 100 articles in journals such as *Public Choice*, *Economic Inquiry*, *Contemporary Economic Policy*, *Journal of Economic Behavior and Organization*, *Southern Economic Journal*, and *Public Finance Review*.

Ryan Murphy

Ryan Murphy is a Research Assistant Professor at the O'Neil Center for Global Markets and Freedom at SMU Cox School of Business. He received his B.A. in economics from Boston College and M.S. and Ph.D. in economics from Suffolk University. His research has appeared in publications such as *American Journal of Agricultural Economics*, *Public Choice*, *Public Health*, *Rationality & Society*, and *Human Events*.

About the Contributors

Pál Czeglédi

Pál Czeglédi is an associate professor at University of Debrecen, Debrecen, Hungary, where he teaches several courses in economics at introductory and graduate level. He holds an M.A. and a Ph.D. in economics (University of Debrecen), and a habilitation degree (University of Szeged, Hungary). His focus of research includes institutional economics and Austrian economics as applied to understanding cross-country differences in institutions and economic performance. He is an author of two books, the second of which is entitled *Economic Freedom and Development* and co-authored with Judit Kapás. In addition, he published several articles in journals such as *Acta Oeconomica*, *Review of Austrian Economics*, *International Review of Economics*, *European Journal of Comparative Economics*, and *Journal of Entrepreneurship and Public Policy*.

Rosemarie Fike

Rosemarie Fike is an Instructor of Economics at Texas Christian University and a Senior Fellow of the Fraser Institute. She received her M.A. in Economics at George Mason University, and her Ph.D. in Economics at Florida State University. She is an alumna of the Mercatus Center's MA Fellowship and Adam Smith Fellowship programs. Her current research focuses on understanding the effects that different types of economic institutions have on the lives and status of women. In 2017, she received the Addington Prize for Measurement. Her work has been published in the *Eastern Economics Journal*, *Journal of Economic Education*, and *Journal of Benefit/Cost Analysis*. She has published opinion editorials in news outlets such as *US News and World Report*, *The Hill*, and *Roll Call*.

Fred McMahon

Fred McMahon is a Fraser Institute Resident Fellow and holder of the Dr. Michael A. Walker Research Chair in Economic Freedom. He has an M.A. in Economics from McGill University. Mr. McMahon manages the Economic Freedom of the World Project and coordinates the Economic Freedom Network, an international alliance of over 100 think-tank partners in about 100 nations and territories. His research focuses on global issues such as development, trade, governance, and economic structure. Mr. McMahon is the author of numerous research articles and several books including, *Looking the Gift Horse in the Mouth: The*

Impact of Federal Transfers on Atlantic Canada, which won the Sir Antony Fisher International Memorial Award for advancing public-policy debate, *Road to Growth: How Lagging Economies Become Prosperous*, and *Retreat from Growth: Atlantic Canada and the Negative Sum Economy*. He has written for numerous publications including the *European Journal of Political Economy*, *SAIS Journal* (School of Advanced International Studies, Johns Hopkins University), *Wall Street Journal*, *Policy Options*, *National Post*, *Time* (Canada), *Globe and Mail*, *Ottawa Citizen*, and most other major Canadian newspapers. Recent research articles of which he has been the author or a co-author include: *Economic Freedom of North America*, *Quebec Prosperity: Taking the Next Step*, *The Unseen Wall: The Fraser Institute's Annual Trade Survey*, and *Economic Freedom of the Arab World*.

Carlos Newland

Carlos Newland is Professor at ESEADE University and Torcuato Di Tella University in Buenos Aires. He holds a B.A. in Economics (Universidad Católica Argentina); a Master of Letters (University of Oxford), and a Dr. Litt. in History (University of Leiden). He has been Claude Lambe Fellow (1990), De Fortabat Fellow at Harvard University (1999), and Guggenheim Fellow (2000). He has published articles in several journals on economic history and development, such as the *Journal of Economic History*, *Explorations in Economic History*, *Desarrollo Económico*, *Revista de Historia Económica*, *Hispanic American Historical Review*, and *Journal of Latin American Studies*.

Acknowledgments

As always, we are grateful for the leadership and enduring support of the Fraser Institute, especially its president Niels Veldhuis, executive vice-president Jason Clemens, and our long-time partner and friend Fred McMahon, who holds the Institute's Dr. Michael A. Walker Research Chair in Economic Freedom. Amberlea Schaab and Cheryl Rutledge have done a wonderful job with our new website. Without the assistance and guidance of both Michael Walker, co-founder of the Fraser Institute, and the late Milton Friedman, this project would never have gotten off of the ground.

The too-numerous-to-name members of the Economic Freedom Network again provided valuable support for this report. Our thanks also go to Kathy Makinen of Florida State University for research assistance.

We also thank the Charles Koch Foundation and Searle Freedom Trust for their financial support.

Finally, Jim, Bob, and Josh are delighted to welcome Ryan Murphy as a full co-author of this report.

James Gwartney, Robert Lawson, Joshua Hall & Ryan Murphy

The Economic Freedom Network

Co-publishers of *Economic Freedom of the World*

Afghanistan	Afghanistan Economic and Legal Studies Organization (AELSO)
Albania	Albanian Center for Economic Research (ACER)
Argentina	Fundación Libertad
Armenia	Centre of Political, Legal and Economic Research and Forecasting (PLERF)
Australia	Institute of Public Affairs
Austria	TIGRA®
Azerbaijan	Center for Economic and Political Research
Bahamas	The Nassau Institute
Bangladesh	Making Our Economy Right (MOER)
Belarus	Scientific Research Mises Center
Belgium	The Ludwig von Mises Institute-Europe
Bolivia	Política Publicas para la Libertad (POPULI)
Bosnia and Herzegovina	Center for Advancement of Free Enterprise
Brazil	Instituto Liberal do Rio de Janeiro
Bulgaria	Institute for Market Economics
Burkina Faso	Le Centre des Affaires Humaines (CEDAH)
Canada	The Fraser Institute
Chile	Instituto Libertad y Desarrollo
China	Center for China & Globalization
Colombia	Instituto de Ciencia Política
Costa Rica	Instituto para la Libertad y el Análisis de Políticas
Côte d'Ivoire	Audace Institut Afrique
Croatia	The Institute of Economics
Czech Republic	Liberální Institut
Denmark	Center for Politiske Studier (CEPOS)
Dominican Republic	CREES (Centro Regional de Estrategias Economicas Sostenibles)
Ecuador	Instituto Ecuatoriano de Economía Política
Egypt	The Egyptian Center for Public Policy Studies (ECPPS)
Ethiopia	Teachings of Entrepreneurship on Antipoverty Movement (TEAM)
Finland	Libera Foundation
France	Institut Economique Molinari
Georgia	New Economic School - Georgia
Germany	Liberales Institut
Ghana	The Institute of Economic Affairs
Greece	KeFiM – Center for Liberal Studies – Markos Dragoumis
Guatemala	Centro de Investigaciones Económicas Nacionales
Honduras	Fundación Eléutera
Hong Kong	Hong Kong Centre for Economic Research
Hungary	Free Market Foundation

Iceland	Centre for Social and Economic Research (RSE)
India	Centre for Civil Society
Indonesia	Institute for Development of Economics and Finance
Iraq	Iraqi Institute for Economic Reform
Israel	Jerusalem Institute for Market Studies
Italy	Centro Einaudi
Jordan	Young Entrepreneurs Association
Kazakhstan	IDEA (Institute for Development and Economic Affairs)
Kenya	Eastern Africa Policy Centre
Korea, South	Center for Free Enterprise
Kosovo	Group for Legal and Political Studies
Kyrgyz Republic	CAFMI (Central Asian Free Market Institute)
Lithuania	Lithuanian Free Market Institute
Macedonia	The Institute for Research and European Studies (IRES)
Malaysia	Institute for Democracy and Economic Affairs (IDEAS)
Mali	The Centre Kassoum Coulibaly
Mexico	Caminos de la Libertad
Mongolia	Open Society Forum
Montenegro	The Institute for Entrepreneurship and Economic Development (IPER)
Nambia	The Chevauchee Foundation
Nepal	Samridi, The Prosperity Foundation
New Zealand	The New Zealand Initiative
Nicaragua	Nicaraguan Foundation for Economic and Social Development (FUNIDES)
Nigeria	Initiative of Public Policy Analysis
Norway	Center for Business and Society Incorporated (Civita)
Oman	International Research Foundation (IRF)
Pakistan	Alternate Solutions Institute
Palestine	Pal-Think for Strategic Studies
Panama	Fundación Libertad
Paraguay	The Fundacion Issos para la Libertad y el Desarrollo
Peru	Centro de Investigación y Estudios Legales (CITEL)
Philippines	Center for Research and Communication
Poland	Centrum IM. Adama Smitha
Portugal	Causa Liberal
Romania	Center for Institutional Analysis and Development Eleutheria (CADI)
Russia	Institute of Economic Analysis (IEA)
Serbia	Libertarian Club - Libek
Slovak Republic	The F.A. Hayek Foundation
Slovenia	Visio Institute
South Africa	The Free Market Foundation (Southern Africa)
Spain	Fundació Catalunya Oberta
Sri Lanka	The Pathfinder Foundation
Sudan	Nile Institute of Economic Studies
Sweden	Timbro
Switzerland	Liberales Institut
Tajikistan	Tajikistan Free Market Centre
Tanzania	Uhuru Initiative for Policy & Education
Trinidad and Tobago	Arthur Lok Jack Graduate School of Business, The University of the West Indies
Turkey	Association for Liberal Thinking

Ukraine	Bendukidze Free Market Center
United Kingdom	Institute of Economic Affairs (IEA)
United States of America	Cato Institute
Uruguay	Centro de Estudios para el Desarrollo
Venezuela	Center for the Dissemination of Economic Knowledge (CEDICE)
Zambia	Zambia Institute for Public Policy Analysis (ZIPPA)

Associate members

The Economic Freedom Network accepts only one member per jurisdiction as a full member of the network and co-publisher of the report but the network also has a number of associate members. Although they are not co-publishers of *Economic Freedom of the World*, they work with the network and the Fraser Institute on special projects to promote economic freedom.

Albania	Foundation for Economic Freedom
Argentina	Libertad y Progreso
Armenia	Wide Opportunities Youth Non-Governmental Organization (WO YNGO)
Brazil	Estudantes Pela Liberdade Centro Mackenzie de Liberdade Econômica Instituto Liberdade
Colombia	Centro para la Libre Iniciativa
Croatia	Centre for Public Policy and Economic Analysis (CEA) and Association for Individual Liberty "Iustitia"
Ghana	IMANI Center for Policy & Education Institute for Liberty and Policy Innovation (ILAPI)
Hong Kong	The Lion Rock Institute
Indonesia	The Center for Indonesian Policy Studies (CIPS)
Mongolia	Mongolian National Chamber of Commerce and Industry
Montenegro	The Lucha Institute
Pakistan	Policy Research Institute of Market Economy (PRIME)
Sri Lanka	Advocata Institute
Tanzania	Liberty Sparks
Turkey	Özgürlük Araştırmaları Derneği
Ukraine	Easy Business Ukrainian Center for Independent Political Research Ukrainian Economic Freedoms Foundation (UEFF)
United States of America	Atlas Network Independent Institute William J. O'Neil Center for Global Markets and Freedom